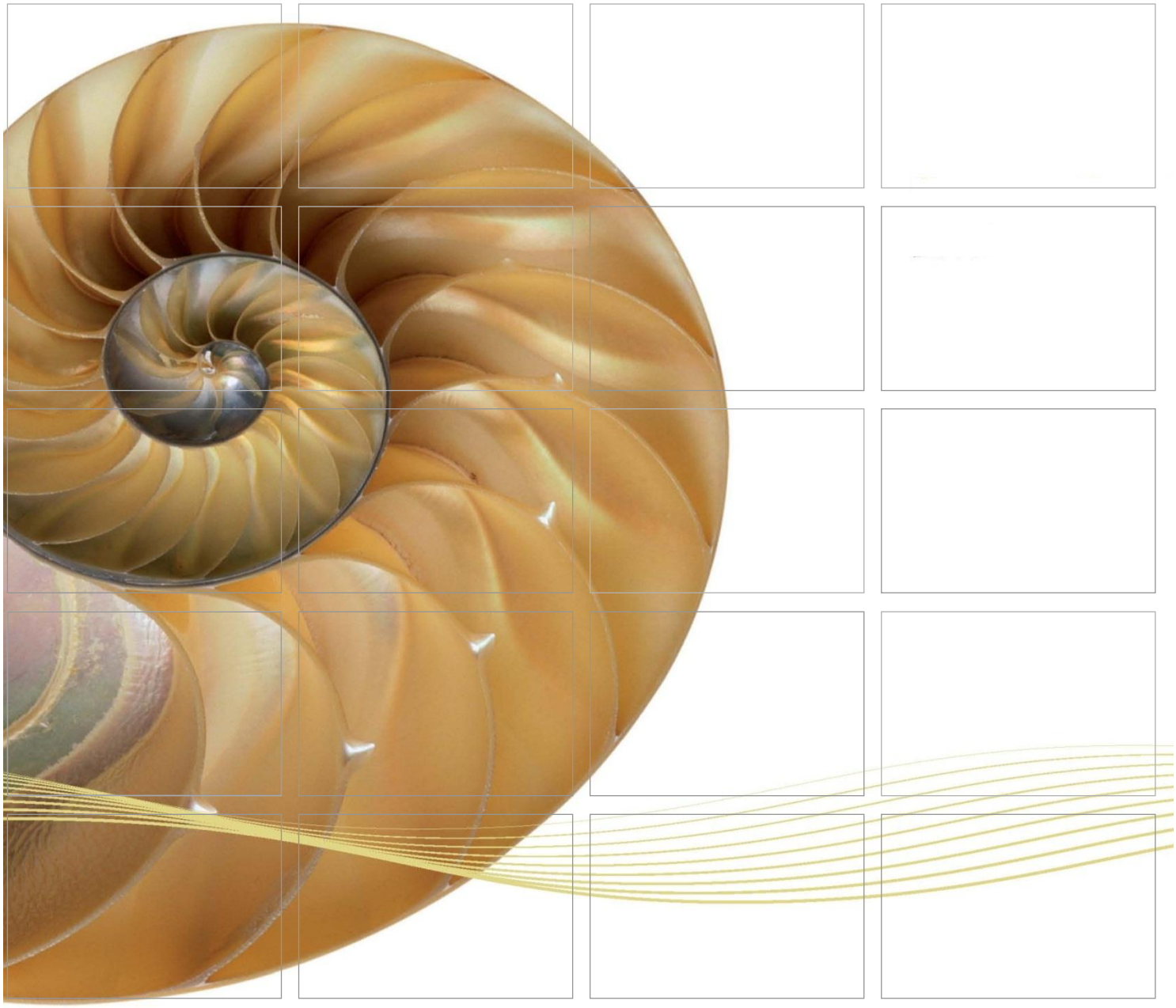

Contract No. HY/2012/08
Tuen Mun – Chek Lap Kok Link – Northern Connection Sub-sea Tunnel Section

Baseline Monitoring Report

5 December 2013

Environmental Resources Management
16/F, DCH Commercial Centre
25 Westlands Road
Quarry Bay, Hong Kong
Telephone 2271 3000
Facsimile 2723 5660

www.erm.com

The world's leading sustainability consultancy

ERM

Contract No. HY/2012/08
Tuen Mun – Chek Lap Kok Link – Northern Connection Sub-sea Tunnel Section

Baseline Monitoring Report

Document Code: 0212330 Baseline Report_20131205.docx

Environmental Resources Management

16/F, DCH Commercial Centre
25 Westlands Road
Quarry Bay, Hong Kong
Telephone: (852) 2271 3000
Facsimile: (852) 2723 5660
E-mail: post.hk@erm.com
http://www.erm.com

Client:	Project No:
DBJV	0212330
Summary:	Date: 5 December 2013
This document presents the Baseline Monitoring Report for Tuen Mun – Chek Lap Kok Link Northern Connection Sub-sea Tunnel Section.	Approved by:  *Mr Craig Reid* *Partner*
	Certified by:  *Mr Jovy Tam* *ET Leader*

Revision	Description	By	Checked	Approved	Date
	Baseline Monitoring Report	VAR	JT	CAR	05/12/13

This report has been prepared by Environmental Resources Management the trading name of 'ERM Hong-Kong, Limited', with all reasonable skill, care and diligence within the terms of the Contract with the client, incorporating our General Terms and Conditions of Business and taking account of the resources devoted to it by agreement with the client.

We disclaim any responsibility to the client and others in respect of any matters outside the scope of the above.

Distribution

☐ Internal

☒ Public

☐ Confidential

OHSAS 18001:2007 Certificate No. OHS 515956

ISO 9001 : 2008 Certificate No. FS 32515

Ref.: HYDHZMBEEM00_0_1508L.13 10 December 2013

AECOM By Fax (2450 3099) and By Post
Supervising Officer Representative's Office
Room 201, 2nd Floor,
River Trade Terminal Office Building,
201 Lung Mun Road, Tuen Mun, Hong Kong

Attention: Messrs. Edwin Ching / Mr. Andy Westmorelan

Dear Sir,

Re: Agreement No. CE 48/2011 (EP)
Environmental Project Office for the
HZMB Hong Kong Link Road, HZMB Hong Kong Boundary Crossing Facilities, and Tuen Mun-Chek Lap Kok Link – Investigation

Contract No. HY/2012/08 TM-CLKL Northern Connection Sub-sea Tunnel Section
Baseline Monitoring Report (Revised) (EP Condition 4.3)

Reference is made to the captioned report certified by the Environmental Team Leader (ETL) (ERM's ref: "0212330 Baseline Report_20131205.docx" dated on 5 December 2013) provided to us via email on 6 December 2013.

We hereby write to verify the captioned Baseline Monitoring Report in accordance with Condition 4.3 of EP-352/2009/A

Thank you for your kind attention. Please do not hesitate to contact the undersigned or the ENPO Leader Mr. Y H Hui should you have any queries.

Yours sincerely,



Tony Cheng
Independent Environmental Checker
Tuen Mun – Chek Lap Kok Link

c.c. HyD – Mr. Stephen Chan (By Fax: 3188 6614)
HyD – Mr. Matthew Fung (By Fax: 3188 6614)
AECOM – Mr. Conrad Ng (By Fax: 3922 9797)
ERM – Mr. Jovy Tam (By Fax: 2723 5660)
Dragages – Mr. C.F. Kwong (By Fax: 3543 1010)

Internal: DY, YH, ENPO Site

Q:\Projects\HYDHZMBEEM00\02_Proj_Mgt\02_Corr\HYDHZMBEEM00_0_1508L.13.doc

ENVIRON Hong Kong Limited 英環香港有限公司
Room 2403 Jubilee Centre, 18 Fenwick Street, Wan Chai, Hong Kong. Tel: 852 3465 2888 Fax: 852 3465 2899
www.environcorp.com

CONTENTS

	EXECUTIVE SUMMARY	*I*
1	*INTRODUCTION*	*1*
1.1	*PROJECT BACKGROUND*	*1*
1.2	*PURPOSE OF THIS REPORT*	*1*
1.3	*STRUCTURE OF THE REPORT*	*2*
2	*AIR QUALITY MONITORING*	*3*
2.1	*SAMPLING & TESTING METHODOLOGY*	*3*
2.2	*MONITORING METHODOLOGY AND QUALITY ASSURANCE/ QUALITY CONTROL (QA/QC)*	*4*
2.3	*24 HOUR TSP AND RSP AIR QUALITY MONITORING*	*4*
2.4	*1 HOUR TSP AIR QUALITY MONITORING*	*6*
3	*WATER QUALITY MONITORING*	*11*
3.1	*MONITORING LOCATIONS & FREQUENCY*	*11*
3.2	*SAMPLING & TESTING METHODOLOGY*	*12*
3.3	*QA/QC REQUIREMENTS*	*15*
3.4	*BASELINE MONITORING RESULTS*	*16*
3.5	*ACTION & LIMIT LEVELS*	*17*
4	*ECOLOGY*	*21*
4.1	*TERRESTRIAL WALKOVER SURVEY*	*21*
4.2	*BASELINE DOLPHIN MONITORING*	*21*
5	*CONCLUSIONS*	*28*

ANNEX A1 BASELINE AIR QUALITY MONITORING RESULTS

ANNEX A2 COPIES OF CALIBRATION CERTIFICATES FOR AIR QUALITY MONITORING

ANNEX B NOT USED

ANNEX C1 COPIES OF CALIBRATION CERTIFICATES FOR WATER QUALITY & AIR MONITORING

ANNEX C2 QUALITY CONTROL REPORT FOR LABORATORY ANALYSIS OF SUSPENDED SOLIDS

ANNEX C3 BASELINE WATER QUALITY MONITORING RESULTS

ANNEX D BASELINE DOLPHIN MONITORING REPORT

ANNEX E BASELINE MONITORING SCHEDULE

ANNEX F WEATHER CONDITIONS DURING BASELINE MONITORING PERIOD

LIST OF TABLES & FIGURES

Table 1 Baseline Air Quality Monitoring Period

Table 2 Baseline Water Quality Monitoring Period

Table 3 Baseline Dolphin Monitoring Period

Table 2.1 Monitoring Frequency and Parameters of Air Quality Monitoring Stations

Table 2.2 Air Quality Monitoring Equipment

Table 2.3 Summary of Baseline Air Quality Monitoring Results

Table 2.4 Action and Limit Levels for Air Quality

Table 2.5 Action and Limit Levels for Impact Air Quality Monitoring

Table 2.6 Event & Action Plan for Air Quality

Table 3.1 Locations of Baseline Water Quality Monitoring Stations

Table 3.2 Water Quality Monitoring Parameters and Frequency

Table 3.3 Water Quality Monitoring Equipment

Table 3.4 Methods for Laboratory Analysis for Water Samples

Table 3.5 Action & Limit Levels for Water Quality

Table 3.6 Event & Action Plan for Water Quality

Table 4.1 Date of Baseline Dolphin Monitoring

Table 4.2 Dolphin Encounter Rates (Sightings Per 100 km of Survey Effort) during the Baseline Monitoring Period (September - November 2011)

Table 4.3 Action Level and Limit Level for Dolphin Impact Monitoring

Table 4.4 Derived Value of Action Level (AL) and Limit Level (LL)

Table 4.5 Implementation of Event-Action Plan

Figure 1.1 Layout of HY/2012/08 Contract Components

Figure 2.1 Air Quality Monitoring Stations

Figure 3.1 Water Quality Monitoring Stations

Figure 4.1 Transect for Chinese White Dolphin Monitoring

Under *Contract No. HY/2012/08*, Dragages – Bouygues Joint Venture (DBJV) is commissioned by the Highways Department (HyD) to undertake the design and construction of the Northern Connection Sub-sea Tunnel Section (including the northern landfall) of TM-CLK Link ("the Project"). ERM-Hong Kong, Limited (ERM) has been appointed as the Environmental Team (ET) for the Contract.

According to the requirements of the Environmental Monitoring and Audit Manual (EM&A Manual) which is prepared for the TM-CLKL Project (*Register No.: AEIAR- 146/2009*), baseline monitoring has been undertaken prior to commencement of the construction works of the Contract. This Baseline Monitoring Report presents findings of the following baseline monitoring components:

- Air Quality;
- Water Quality; and
- Ecology (baseline dolphin monitoring).

Prior to the commencement of the constructions, HyD employed environmental specialists under *Agreement No. CE35/2011 (EP)* and *Contract No. HY/2011/02* to conduct baseline environmental monitoring of air quality, noise, water quality and ecology to facilitate early commencement of construction of Hong Kong Boundary Crossing Facility (HKBCF) reclamation works and TM-CLKL advance Southern Landfall reclamation works under *Contract No. HY/2010/02*. The baseline environmental monitoring was undertaken between September and November 2011 in accordance with requirements in the EM&A Manuals for the Hong Kong Link Road (HKLR), HKBCF and TM-CLKL. A Baseline Environmental Monitoring Report (Version C) for Hong Kong-Zhuhai-Macao Bridge Hong Kong Projects – Investigation (hereafter referred to as "BEMR") was prepared to fulfill the Environmental Permits' conditions for HKBCF (including TM-CLKL northern landfall) Project [(1)].

In the present baseline monitoring report, relevant baseline monitoring results for water quality and ecology (baseline dolphin monitoring) presented in the BEMR have been adopted for this Project. In addition, baseline air quality monitoring has been undertaken in the period of October 2013 to collect baseline air monitoring data for the Project which was not covered by the 2011 baseline monitoring.

The baseline monitoring works undertaken for air quality, water quality and ecology for the Project are presented in *Tables 1-2* below.

(1) Agreement No. CE 35/2011 (EP) Baseline Envrionmental Monitoring for Hong Kong-Zhuhai-Macao Bridge Hong Kong Projects-Investigation.

http://www.hzmbenpo.com/ep_docs/HKBCF_HY201002/503/Baseline_Report_Version_C.pdf

Air Quality

Table 1 ***Baseline Air Quality Monitoring Period***

Monitoring Stations	Parameters, unit	Baseline Monitoring Period*
ASR1, ASR5, AQMS1, AQMS2 and ASR10	• 1-hour Total Suspended Particulates (1-hour TSP, μg/m^3), 3 times per day • 24-hour Total Suspended Particulates (24-hour TSP, μg/m^3), daily for 24-hour	17/10/2013 – 31/10/2013

Notes:
*1-TSP and 24-hr TSP were measured at all monitoring stations between 17 and 30 October 2013, except for 24-hr TSP at AQMS1 which was measured between 18 to 31 October 2013. Due to electricity failure at AQMS1 during the measurement of 24-hr TSP on 17 October 2013, 24-hr TSP measurement for AQMS1 was conducted between 18 and 31 October 2013

Details of the baseline air quality monitoring are presented in Section 2. The collected data were used to establish the Action and Limit Levels for 1-hour Total Suspended Particulates and 24-hour Total Suspended Particulates for the impact monitoring throughout the construction of the Contract.

Whilst the complete baseline report was submitted after works commencement on 1 November 2013, the majority of construction activities under *Contract No. HY/2012/08* are marine works, namely dredging activities for the temporary seawall construction. Thus no significant dust emission source is anticipated during the initial stage of the construction works under this Contract.

Table 2 ***Baseline Water Quality Monitoring Period***

Monitoring Stations	Parameters, unit	Baseline Monitoring Period (1)
IS12, IS13, IS14, IS15, CS4, CS6, SR8, SR9 and SR10A	• Temperature(°C) • pH(pH unit) • Turbidity (NTU) • Water depth (m) • Salinity (ppt) • Dissolved Oxygen (DO) (mg/L and % of saturation) • Suspended solids (SS) (mg/L)	6/10/2011 – 31/10/2011

Notes:
(1) 3 days per week, at mid-flood and mid-ebb tides, for a period of 4 weeks prior to the commencement of the marine works)

Details of the baseline water quality monitoring are presented in *Section 3*. The collected data were used to establish the Action and Limit Levels for Dissolved Oxygen (DO), Turbidity and Suspended Solids (SS) for the impact monitoring throughout the construction of the Contract.

Ecology

Table 3 Baseline Dolphin Monitoring Period

	Date of Baseline Dolphin Monitoring
1	05/09/2011
2	07/09/2011
3	16/09/2011
4	23/09/2011
5	06/10/2011
6	10/10/2011
7	13/10/2011
8	17/10/2011
9	28/10/2011
10	01/11/2011
11	02/11/2011
12	05/11/2011
13	06/11/2011
14	07/11/2011

Baseline dolphin monitoring was undertaken from September to November 2011. Details on the monitoring methodology, locations and findings are presented in *Section 4*. Determination of Action and Limit Levels for dolphin monitoring is also presented under the same section.

1 INTRODUCTION

1.1 PROJECT BACKGROUND

According to the findings of the Northwest New Territories (NWNT) Traffic and Infrastructure Review conducted by the Transport Department, Tuen Mun Road, Ting Kau Bridge, Lantau Link and North Lantau Highway would be operating beyond capacity after 2016. This forecast has been based on the estimated increase in cross boundary traffic, developments in the Northwest New Territories (NWNT), and possible developments in North Lantau, including the Airport developments, the Lantau Logistics Park (LLP) and the Hong Kong – Zhuhai – Macao Bridge (HZMB). In order to cope with the anticipated traffic demand, two new road sections between NWNT and North Lantau – Tuen Mun – Chek Lap Kok Link (TM-CLKL) and Tuen Mun Western Bypass (TMWB) are proposed.

An Environmental Impact Assessment (EIA) of TM-CLKL was prepared in accordance with the EIA Study Brief (No. ESB-175/2007) and the *Technical Memorandum of the Environmental Impact Assessment Process* (*EIAO-TM*). The EIA Report was submitted under the Environmental Impact Assessment Ordinance (EIAO) in August 2009. Subsequent to the approval of the EIA Report (EIAO Register Number AEIAR-145/2009), an Environmental Permit (EP-354/2009) for TM-CLKL was granted by the Director of Environmental Protection (DEP) on 4 November 2009, and EP variation (EP-354/2009A) was issued on 8 December 2010.

Under *Contract No. HY/2012/08*, Dragages – Bouygues Joint Venture (DBJV) is commissioned by the Highways Department (HyD) to undertake the design and construction of the Northern Connection Sub-sea Tunnel Section (including the northern landfall) of TM-CLK Link ("the Project"). ERM-Hong Kong, Limited (ERM) has been appointed as the Environmental Team (ET) for the Contract.

Layout of the Contract components is presented in *Figure 1.1*.

1.2 PURPOSE OF THIS REPORT

The purpose of this Baseline Monitoring Report is to determine the baseline levels of air quality, water quality and ecology (particularly Chinese White Dolphin Monitoring) at the designated monitoring locations around the Project area prior to the commencement of any construction works of the Project. Such baseline conditions will be used as the basis for assessing environmental impacts, if any, and compliance monitoring during the construction works of the Project.

Under the requirement of *Condition 4.3* of the EP, the Baseline Monitoring Report shall be prepared and submitted to the Director of the Environmental Protection (DEP) at least two weeks before the commencement of any construction works of the Project.

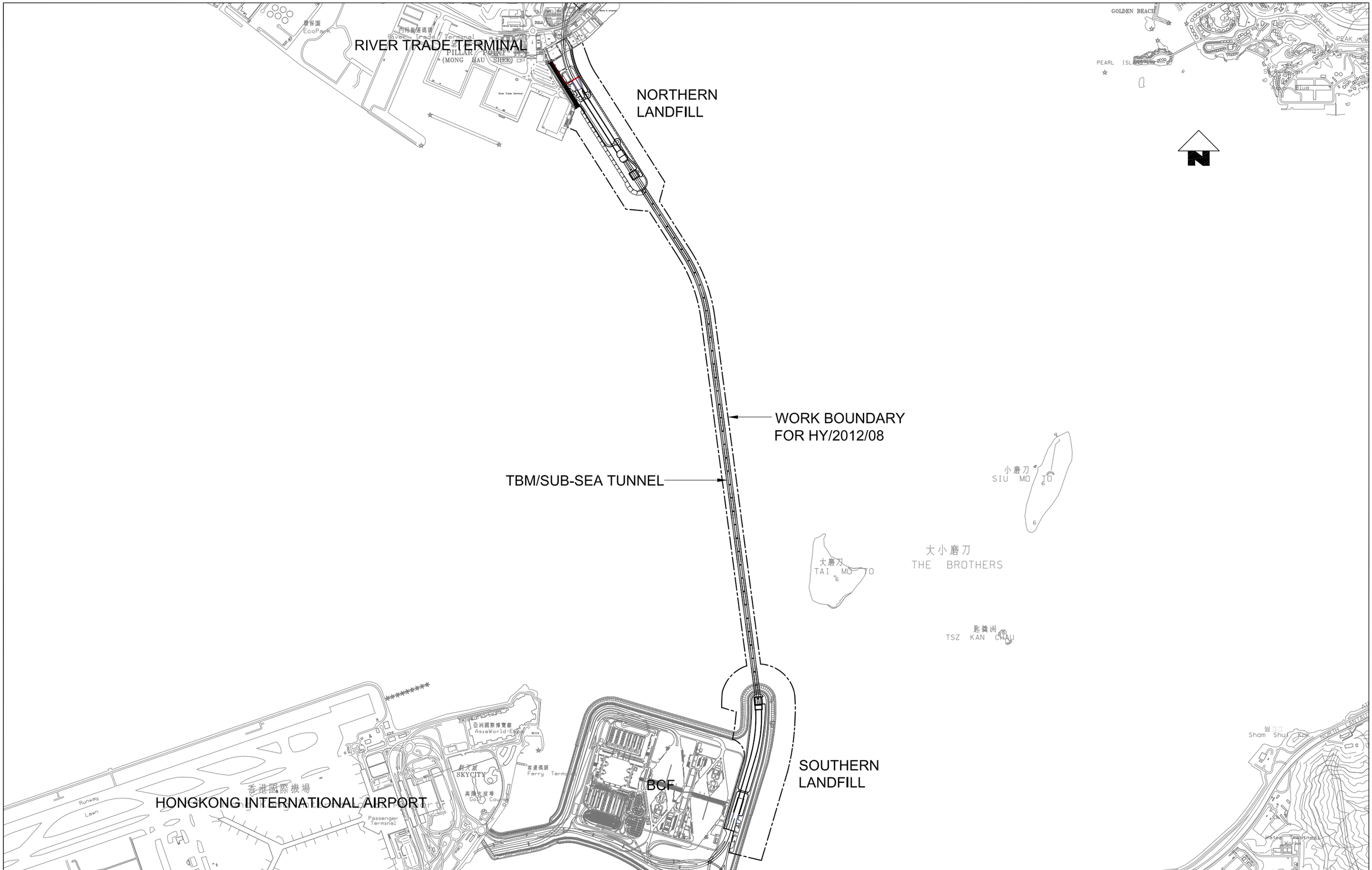

Rev.	Description	Date	Checked
A	FIRST ISSUE	11SEP13	PKV

Designed By: PKV
Drawn By: DAI
Approved By: SPo PP
Date: 11SEP2013

Main Contractor: Dragages - Bouygues Joint Venture 實嘉 - 布依格聯營

Client: 路政署 HIGHWAYS DEPARTMENT

Contractor's Designer: ARUP Ove Arup & Partners Hong Kong Limited

Project: Contract No. HY/2012/08
Tuen Mun - Chek Lap Kok Link -
Northern Connection Sub-Sea Tunnel Section

Drawing Title: **Figure 1.1**

Drawing no.: TMCLKL8-DBJ-GEN-DWG-00174
Scale: 1:25000 @ A3
CADD Ref.: TMCLKL8-DBJ-GEN-DWG-00174-DFT-A
Issue Status: DFT (DRAFT)
Revision: A

THE OWNERSHIP OF THE COPYRIGHT IN THIS DRAWING IS RETAINED BY THE ISSUER WHOSE CONSENT MUST BE OBTAINED BEFORE ANY USE OR REPRODUCTION OF THE DRAWING OR ANY PART THEREOF CAN BE MADE.

1.3 STRUCTURE OF THE REPORT

Following this introductory section, the structure of the report is as follows:

Section 2: ***Air Quality Monitoring***
Summarises the air quality monitoring locations and frequency, monitoring methodology and baseline monitoring results, and establish the Action and Limit Levels in accordance with the *EM&A Manual.*

Section 3: ***Water Quality Monitoring***
Summarises the water quality monitoring locations and frequency, monitoring methodology and baseline monitoring results, and establish the Action and Limit Levels in accordance with the *EM&A Manual.*

Section 4: *Ecology – Chinese White Dolphin Monitoring*
Summarises the Chinese White Dolphin monitoring locations and frequency, monitoring methodology and baseline monitoring results, and establish the Action and Limit Levels in accordance with the *EM&A Manual.*

Section 5: ***Conclusion***
Concludes the representativeness of the baseline monitoring results for the Project.

2 AIR QUALITY MONITORING

The baseline air quality monitoring was conducted between 17 and 31 October 2013. During the baseline air quality monitoring, 1-hour and 24-hour Total Suspended Particulates (TSP) were measured at all the monitoring locations between 17 and 30 October 2013, except for 24-hr TSP at AQMS1 which was measured between 18 and 31 October 2013 due to electricity failure at AQMS1 during the measurement of 24-hr TSP on 17 October 2013. Monitoring of 1-hour TSP was carried out at least three times per day while that of 24-hour TSP was conducted daily for fourteen (14) consecutive days.

In addition, as per the requirements under *Condition 2.4* of *EP-354/2009/A*, the Enhanced TSP Monitoring Plan has been prepared under *Contract No. HY/2012/08*. Details of the monitoring plan are presented in the *Enhanced TSP Monitoring Plan* [1].

Although the complete baseline report was submitted after works commencement on 1 November 2013, the majority of construction activities under *Contract No. HY/2012/08* are marine works, namely dredging activities for the temporary seawall construction. Thus no significant dust emission source is anticipated during the initial stage of the construction works under this Contract.

2.1 SAMPLING & TESTING METHODOLOGY

2.1.1 Monitoring Parameters & Frequency

The proposed monitoring stations for the baseline air quality monitoring are shown in *Figure 2.1*. Monitoring parameters, monitoring period and frequency are detailed in *Table 2.1*.

Table 2.1 Monitoring Frequency and Parameters of Air Quality Monitoring Stations

Air quality monitoring station	Location	Landuse	No. of Storey	Parameter	Period	Frequency
ASR1	Tuen Mun Fireboat Station	Office	1	1-hour TSP	0700-1900 for 1-hour TSP	3 times/ day for 1-hour TSP
ASR5	Pillar Point Fire Station	Office	5			
AQMS1	Previous River Trade Golf	Bare ground	0	24-hour TSP	24 hours for 24-hour TSP	Daily for 24-hour TSP
AQMS2	Bare ground at Ho Suen Street	Bare ground	0			

[1] ERM (2013) Enhanced TSP Monitoring Plan. Submitted on 28 October 2013 and subsequently approved by EPD on 1 November 2013.

Air quality monitoring station	Location	Landuse	No. of Storey	Parameter	Period	Frequency
ASR10	Butterfly Beach Park	Recreational uses	0			

2.1.2 Monitoring Equipment

High Volume Samplers (HVS) were used to carry out 24-hour TSP monitoring. Direct reading dust meter were also used to measure 1-hour average TSP levels. The 1-hour sampling was determined periodically by HVS to check the validity and accuracy of the results measured by direct reading method.

Wind data monitoring equipment was set at rooftop of ASR5 (Pillar Point Fire Station) for logging wind speed and wind direction such that the wind sensors are clear of obstructions or turbulence caused by building. The wind data monitoring equipment is recalibrated at least once every six months and the wind directions are divided into 16 sectors of 22.5 degrees each. .

Table 2.1 summarizes the equipment used in the baseline air quality monitoring programme. Copies of the calibration certificates for the equipment are presented in *Annex A2.*

Table 2.2 Air Quality Monitoring Equipment

Equipment	Model and Make
HVS Sampler	GMWS-2310 ACCU-VOL
Calibrator	CM-AIR-43 (S/N 9833620)
1-hour TSP Dust Meter	Sibata LD-3B
Wind Anemometer	MetPak, WindSonic

2.2 MONITORING METHODOLOGY AND QUALITY ASSURANCE/ QUALITY CONTROL (QA/QC)

The air temperature, precipitation and the relative humidity data was obtained from Hong Kong Observatory where the wind speed and wind direction were recorded by the installed Wind Anemometer. The general weather conditions (i.e. sunny, cloudy or rainy) were recorded by the field staff's observation on the monitoring days.

2.3 24 HOUR TSP AND RSP AIR QUALITY MONITORING

Instrumentation

High volume Samplers (HVS) completed with appropriate sampling inlets were employed for air quality monitoring. Each sampler was composed of a motor, a filter holder, a flow controller and a sampling inlet and its performance specification complies with that required by USEPA Standard Title 40, Code of Federation Regulations Chapter 1 (Part 50).

HVS Installation

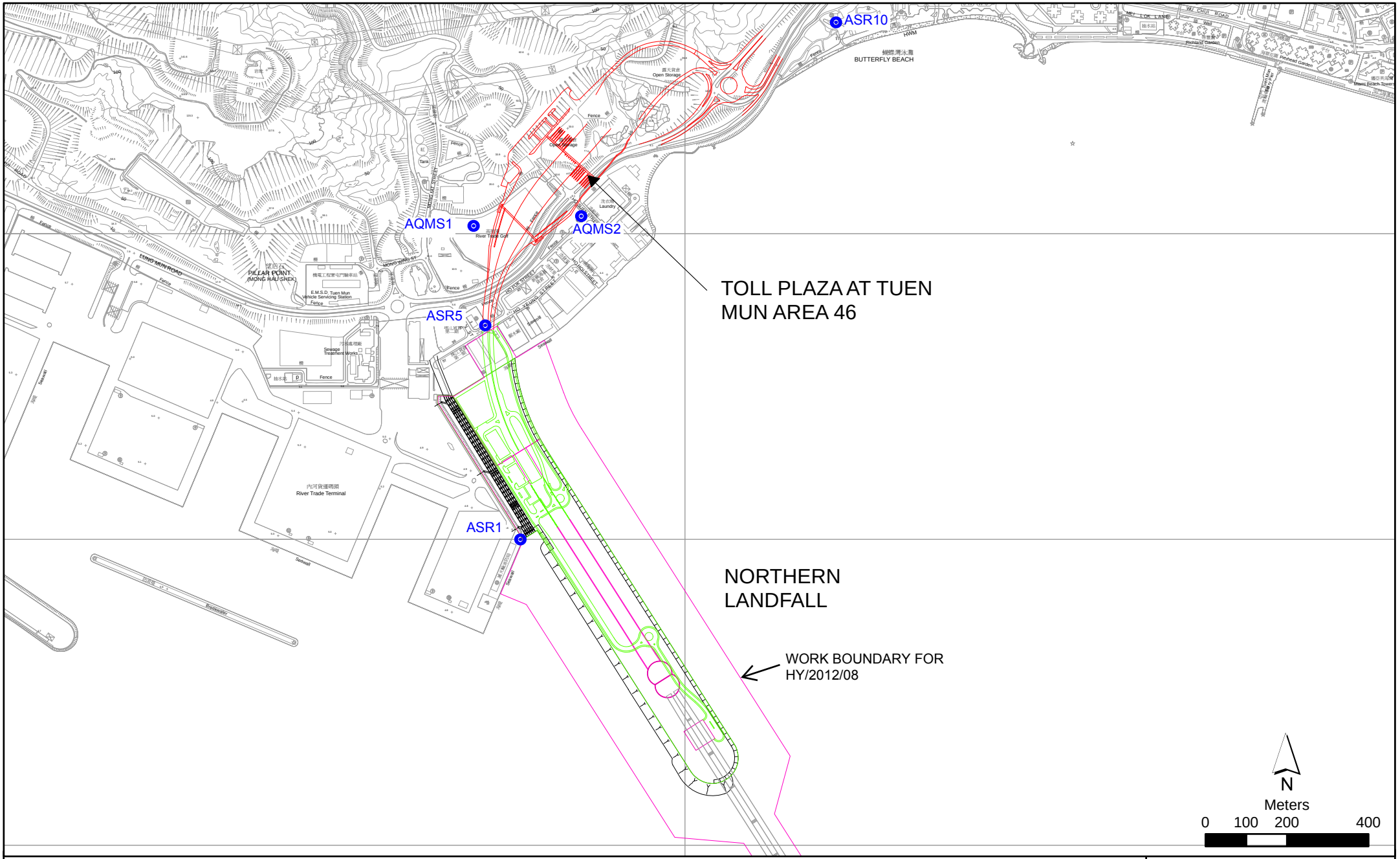

Figure 2.1

Air Quality Monitoring Stations for the Enhanced TSP Monitoring

File: T:\GIS\CONTRACT\0212330\Mxd\0212330_Site_Layout_North.mxd
Date: 23/10/2013

Environmental Resources Management

ERM

The following guidelines were adopted during the installation of HVS:

- Sufficient support was provided to secure the samplers against gusty wind.
- No two samplers were placed less than 2 meters apart.
- The distance between the sampler and an obstacle, such as buildings, was at least twice the height that the obstacle protrudes above the sampler.
- A minimum of 2 meters of separation from walls, parapets and penthouses was required for rooftop samples.
- A minimum of 2 meters separation from any supporting structure, measured horizontally was required.
- No furnaces or incineration flues were nearby.
- Airflow around the sampler was unrestricted.
- The samplers were more than 20 meters from the drip line.
- Any wire fence and gate, to protect the sampler, should not cause any obstruction during monitoring.

Filter Preparation

Fiberglass filters were used [Note: these filters have a collection efficiency of larger than 99% for particles of 0.3μm diameter]. A HOKLAS accredited laboratory was responsible for the preparation of 24-hr conditioned and pre-weighed filter papers for monitoring team.

All prepared filters were equilibrated in the conditioning environment for 24 hours before weighing. The conditioning environment temperature was around 25 °C and not variable by more than ±3 °C; the relative humidity (RH) was <50% and not variable by more than ±5%. A convenient working RH was 40%.

Operating/ Analytical Procedures

Operating/analytical procedures for the air quality monitoring were highlighted as follows:

- Prior to the commencement of the dust sampling, the flow rate of the HVS was properly set (between 1.1 m3/min. and 1.4 m3/min.) in accordance with the manufacturer's instruction to within the range recommended in USEPA Standard Title 40, CFR Part 50.
- The power supply was checked to ensure the sampler worked properly.
- On sampling, the sampler was operated for 5 minutes to establish thermal equilibrium before placing any filter media at the designated air

quality monitoring station.

- The filter holding frame was then removed by loosening the four nuts and carefully a weighted and conditioned filter was centered with the stamped number upwards, on a supporting screen.

- The filter was aligned on the screen so that the gasket formed an airtight seal on the outer edges of the filter. Then the filter holding frame was tightened to the filter holder with swing bolts. The applied pressure should be sufficient to avoid air leakage at the edges.

- The shelter lid was closed and secured with the aluminum strip.

- The timer was then programmed. Information was recorded on the record sheet, which included the starting time, the weather condition and the filter number (the initial weight of the filter paper can be found out by using the filter number).

- After sampling, the filter was removed and sent to the laboratory for weighing. The elapsed time was also recorded.

- Before weighing, all filters were equilibrated in a conditioning environment for 24 hours. The conditioning environment temperature should be between 25°C and 30°C and not vary by more than ±3°C; the relative humidity (RH) should be < 50% and not vary by more than ±5%. A convenient working RH is 40%. Weighing results were used for further analysis of TSP concentrations collected by each filter.

Maintenance and Calibration

The following maintenance/calibration was required for the HVS:

- The high volume motors and their accessories were properly maintained. Appropriate maintenance such as routine motor brushes replacement and electrical wiring checking were made to ensure that the equipment and necessary power supply are in good working condition.

- All HVS were calibrated (five point calibration) using Calibration Kit prior to the commencement of the baseline monitoring and thereafter at bi-monthly intervals.

2.4 1 HOUR TSP AIR QUALITY MONITORING

Measuring Procedures

The measuring procedures of the 1-hour dust meter are in accordance with the

Manufacturer's Instruction Manual as follows:

- The 1-hour dust meter is placed at least 1.3 meters above ground.

- Set POWER to "ON" and make sure that the battery level was not flash or

in low level.

- Allow the instrument to stand for about 3 minutes and then the cap of the air sampling inlet has been released.
- Push the knob at MEASURE position.
- Set time/mode setting to [BG] by pushing the time setting switch. Then, start the background measurement by pushing the start/stop switch once. It will take 6 sec. to complete the background measurement.
- Push the time setting switch to change the time setting display to [MANUAL] at the bottom left of the liquid crystal display. Finally, push the start/stop switch to stop the measuring after 1 hour sampling.
- Information such as sampling date, time, count value and site condition were recorded during the monitoring period.

Maintenance and Calibration

The following maintenance/calibration is required for the 1-hour dust meter;

- Check and calibrate the meter by HVS to check the validity and accuracy of the results measured by direct reading method at 2-month intervals throughout all stages of the air quality monitoring.

2.4.1 Baseline Monitoring Results

The average measured TSP levels for the five (5) air quality monitoring stations are summarized in *Table 2.3*, and the detailed monitoring data and graphical presentations are presented in *Annex A1*. No major dust emission sources was observed in the vicinity of the monitoring stations during the baseline monitoring. No other activities influencing air quality were identified during the monitoring period, and the weather conditions were generally sunny during the baseline monitoring period.

Table 2.3 Summary of Baseline Air Quality Monitoring Results

Baseline Air Quality Monitoring Station	Average 24-hour TSP Level, μg/m³ (range of data)	Average 1-hour TSP Level, μg/m³ (range of data)
ASR1	128 (66 – 173)	125 (65 – 182)
ASR5	167 (97 – 249)	138 (77 – 211)
AQMS1	127 (85 – 221)	131 (72 – 196)
AQMS2	166 (114 – 221)	135 (76 – 226)
ASR10	129 (65 – 181)	134 (70 – 215)

Meteorological Data

Average meteorological data (wind speed, wind direction, pressure temperature, humidity) during the monitoring period was obtained from wind anemometer installed at ASR5 (Pillar Point Fire Station) and results are presented in *Annex A1*.

2.4.2 *Action & Limit Levels*

The Action and Limit Levels were determined in accordance with the *Updated EM&A Manual* (*Table 2.4*) and based on the baseline monitoring results, the proposed Action and Limit Levels for Impact Air Quality Monitoring for 24-hour TSP (μg/m³) and 1-hour TSP (μg/m³) are summarized in *Table 2.5.*

Table 2.4 Action and Limit Levels for Air Quality

Parameter	Action Level	Limit Level
24-hour TSP Level in μg/m³	For baseline level ≤ **200 μg/m³** Action level = (Baseline*1.3+ Limit level)/2; For baseline level **>200 μg/m³** Action level = Limit level	260
1-hour TSP Level in μg/m³	For baseline level ≤ **384 μg/m³** Action level = (Baseline*1.3+ Limit level)/2; For baseline level **> 384 μg/m³** Action level = Limit level	500

Table 2.5 Action and Limit Levels for Impact Air Quality Monitoring

Parameter	Air Quality Monitoring Stations	Action Level (μg/m³)	Limit Level (μg/m³)
24-hour TSP (μg/m³)	ASR1	213	260
	ASR5	238	260
	AQMS1	213	260
	AQMS2	238	260
	ASR10	214	260
1-hour TSP ((μg/m³)	ASR1	331	500
	ASR5	340	500
	AQMS1	335	500
	AQMS2	338	500
	ASR10	337	500

Table 2.6 Event & Action Plan for Air Quality

EVENT	ACTION			
	ET (1)	IEC (1)	SOR(1)	Contractor
Action Level				
1. Exceedance for one sample	1. Identify the source. 2. Inform the IEC and the SOR. 3. Repeat measurement to confirm finding. 4. Increase monitoring frequency to daily.	1. Check monitoring data submitted by the ET. 2. Check Contractor's working method.	1. Notify Contractor.	1. Rectify any unacceptable practice 2. Amend working methods if appropriate
2. Exceedance for two or more consecutive samples	1. Identify the source. 2. Inform the IEC and the SOR. 3. Repeat measurements to confirm findings. 4. Increase monitoring frequency to daily. 5. Discuss with the IEC and the Contractor on remedial actions required. 6. If exceedance continues, arrange meeting with the IEC and the SOR. 7. If exceedance stops, cease additional monitoring.	1. Check monitoring data submitted by the ET. 2. Check the Contractor's working method. 3. Discuss with the ET and the Contractor on possible remedial measures. 4. Advise the SOR on the effectiveness of the proposed remedial measures. 5. Supervisor implementation of remedial measures.	1. Confirm receipt of notification of failure in writing. 2. Notify the Contractor. 3. Ensure remedial measures properly implemented.	1. Submit proposals for remedial actions to IEC within 3 working days of notification 2. Implement the agreed proposals 3. Amend proposal if appropriate

EVENT	ACTION			
Limit Level	ET (1)	IEC (1)	SOR(1)	Contractor
1. Exceedance for one sample	1. Identify the source. 2. Inform the SOR and the DEP. 3. Repeat measurement to confirm finding. 4. Increase monitoring frequency to daily. 5. Assess effectiveness of Contractor's remedial actions and keep the IEC, the DEP and the SOR informed of the results.	1. Check monitoring data submitted by the ET. 2. Check Contractor's working method. 3. Discuss with the ET and the Contractor on possible remedial measures. 4. Advise the SOR on the effectiveness of the proposed remedial measures. 5. Supervisor implementation of remedial measures.	1. Confirm receipt of notification of failure in writing. 2. Notify the Contractor. 3. Ensure remedial measures are properly mplemented.	1. Take immediate action to avoid further exceedance 2. Submit proposals for remedial actions to IEC within 3 working days of notification 3. Implement the agreed proposals 4. Amend proposal if appropriate
2. Exceedance for two or more consecutive samples	1. Notify the IEC, the SOR, the DEP And the Contractor. 2. Identify the source. 3. Repeat measurements to confirm findings. 4. Increase monitoring frequency to daily. 5. Carry out analysis of the Contractor's working procedures to determine possible mitigation to be implemented. 6. Arrange meeting with the IEC and the SOR to discuss the remedial actions to be taken. 7. Assess effectiveness of he Contractor's remedial actions and keep the IEC, the DEP and the SOR informed of the results. 8. If exceedance stops, cease additional monitoring.	1. Discuss amongst the SOR, ET and the Contractor on the potential remedial actions. 2. Review the Contractor's remedial actions whenever necessary to assure their effectiveness and advise the SOR accordingly. 3. Supervise the implementation of remedial measures.	1. Confirm receipt of notification of failure in writing. 2. Notify the Contractor. 3. In consultation with the IEC, agree with the Contractor on the remedial measures to be implemented. 4. Ensure remedial measures are properly implemented. 5. If exceedance continues, consider what activity of the work is responsible and instruct the Contractor to stop that activity of work until the exceedance is abated.	1. Take immediate action to avoid further exceedance. 2. Submit proposals for remedial actions to IEC within 3 working days of notification. 3. Implement the agreed proposals. 4. Resubmit proposals if problem still not under control. 5. Stop the relevant activity of works as determined by the SOR until the exceedance is abated.

Note: ET – Environmental Team, IEC – Independent Environmental Checker, SOR – Supervising Officer's Representative

3 WATER QUALITY MONITORING

The baseline water quality monitoring undertaken by the Hong Kong – Zhuhai – Macao Bridge Hong Kong Projects (HKZMB) between 6 and 31 October 2011 has included all monitoring stations for the Project. Thus, the baseline monitoring results and Action/Limit Level presented in HKZMB Baseline Monitoring Report [1] are adopted for this Project. The detail baseline water quality monitoring methodology and results are presented in the following sections.

3.1 MONITORING LOCATIONS & FREQUENCY

The locations of the monitoring stations for the Project are shown in *Figure 3.1* and detailed in *Table 3.1*.

Table 3.1 Locations of Baseline Water Quality Monitoring Stations

Station ID	Type	Coordinates	
		Easting	Northing
IS12	Impact Station	813218	823681
IS13	Impact Station	813667	824325
IS14	Impact Station	812592	824172
IS15	Impact Station	813356	825008
CS4	Control / Far Field Station	810025	824004
CS6	Control / Far Field Station	817028	823992
SR8	Sensitive receiver (Gazettal beaches in Tuen Mun)	816306	825715
SR9	Sensitive receiver (Butterfly Beach)	813601	825858
SR10A	Sensitive receiver (Ma Wan FCZ)	823741	823495

In accordance with the EM&A Manual and the HKZMB Baseline Monitoring Report, baseline water quality monitoring was conducted at Impact stations, Control stations and Sensitive Receivers specified in *Table 3.1* three times per week at mid-flood (within + 1.75 hours of the predicted time) and mid-ebb (within + 1.75 hours of the predicted time) tides for four consecutive weeks prior to the commencement of marine works. The interval between 2 sets of monitoring was not less than 36 hours.

In each monitoring day, two times per monitoring day during mid-ebb and mid flood tides (within + 1.75 hours of the predicted time) at three depths (i.e. 1m below surface, mid-depth and 1m above seabed, except where the water depth less than 6m, mid-depth station may be omitted. Should the water depth be less than 3m, only the mid-depth station was monitored)

[1] *Agreement No. CE 35/2011 (EP) Baseline Environmental Monitoring for Hong Kong - Zhuhai - Macao Bridge Hong Kong Projects - Investigation*. Baseline Environmental Monitoring Report (Version C). Submitted on 8 March 2012 and subsequently approved by EPD.

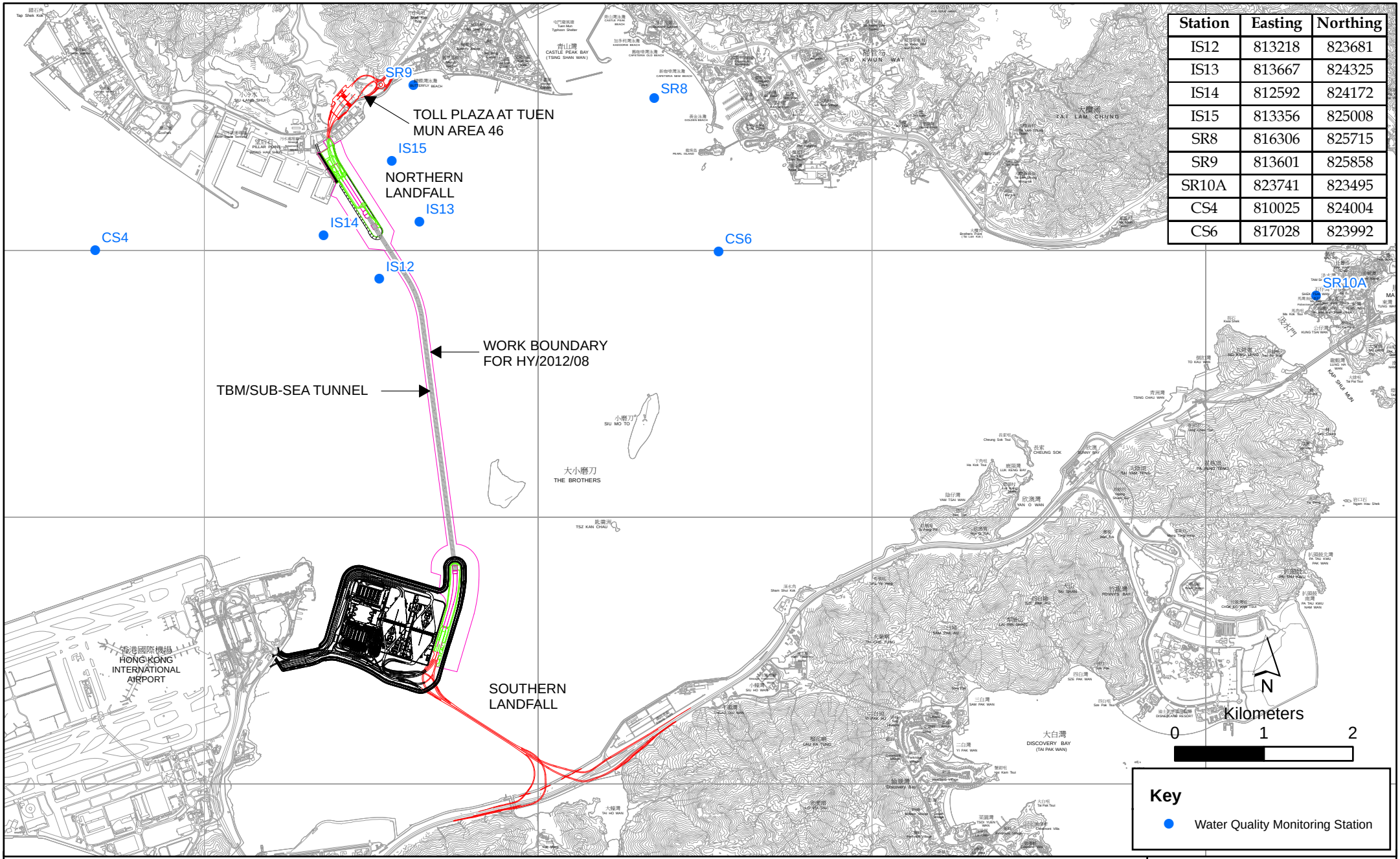

Station	Easting	Northing
IS12	813218	823681
IS13	813667	824325
IS14	812592	824172
IS15	813356	825008
SR8	816306	825715
SR9	813601	825858
SR10A	823741	823495
CS4	810025	824004
CS6	817028	823992

Figure 3.1

Water Quality Monitoring Station

File: T:\GIS\CONTRACT\0212330\Mxd\0212330_WQMS.mxd
Date: 15/11/2013

Environmental Resources Management

ERM

3.2 SAMPLING & TESTING METHODOLOGY

3.2.1 Monitoring Parameters & Frequency

Table 3.2 summarizes the monitoring parameters, monitoring period and frequencies of the water quality monitoring.

Table 3.2 Water Quality Monitoring Parameters and Frequency

Monitoring Stations	Parameters, unit	Depth	Frequency
IS12 IS13 IS14 IS15 CS4 CS6 SR8 SR9 SR10A	• Temperature(°C) • pH(pH unit) • Turbidity (NTU) • Water depth (m) • Salinity (ppt) • DO (mg/L and % of saturation) • SS (mg/L)	3 water depths: 1m below sea surface, mid-depth and 1m above sea bed. If the water depth is less than 3m, mid-depth sampling only. If water depth less than 6m, mid-depth may be omitted.	Baseline monitoring: 3 days per week, at mid-flood and mid-ebb tides, for a period of 4 weeks prior to the commencement of the marine works

In addition to the parameters presented in *Table 3.2,* monitoring location/position, time, water depth, sampling depth, tidal stages, weather conditions and any special phenomena or works underway nearby should also be recorded.

3.2.2 Monitoring Equipment

Dissolved Oxygen (DO) and Temperature Measurement Equipment

The instrument for measuring dissolved oxygen and temperature was portable and weatherproof complete with cable, sensor, comprehensive operation manuals and use DC power source. It was capable of measuring:

- a dissolved oxygen level in the range of 0-20 mg/L and 0-200% saturation; and
- a temperature of 0-45 degree Celsius.

It has a membrane electrode with automatic temperature compensation complete with a cable. Sufficient stocks of spare electrodes and cables were available for replacement where necessary. Salinity compensation was a built-in in the DO equipment.

Turbidity

Turbidity was measured in situ by the nephelometric method. The instrument was portable and weatherproof using a DC power source complete with cable, sensor and comprehensive operation manuals. The equipment was capable of measuring turbidity between 0-1000 NTU. The probe cable

was not less than 25m in length. The meter was calibrated in order to establish the relationship between NTU units and the levels of suspended solids. The turbidity measurement was carried out on split water sample collected from the same depths of suspended solids samples.

Sampler

A water sampler, consisting of a transparent PVC or glass cylinder of a capacity of not less than two litres which can be effectively sealed with cups at both ends was used. The water sampler has a positive latching system to keep it open and prevent premature closure until released by a messenger when the sampler was at the selected water depth.

Water Depth Detector

A portable, battery-operated echo sounder was used for the determination of water depth at each designated monitoring station.

pH

The instrument was consisting of a potentiometer, a glass electrode, a reference electrode and a temperature-compensating device. It was readable to 0.1pH in a range of 0 to 14. Standard buffer solutions of at least pH 7 and pH 10 were used for calibration of the instrument before and after use.

Salinity

A portable salinometer capable of recording salinity within the range of 0-40 ppt was used for salinity measurements.

Monitoring Position Equipment

A hand-held or boat-fixed type digital Differential Global Positioning System (DGPS) with way point bearing indication and Radio Technical Commission for maritime (RTCM) Type 16 error message 'screen pop-up' facilities (for real-time auto-display of error messages and DGPS corrections from the Hong Kong Hydrographic Office), or other equipment instrument of similar accuracy,was used during marine water monitoring to ensure the monitoring vessel is at the correct location before taking measurements.

Sample Container and Storage

Following collection, water samples for laboratory analysis were stored in high density polythene bottles (250ml/1L) with no preservatives added, packed in ice (cooled to 4°C without being frozen) and kept in dark during both on-site temporary storage and shipment to the testing laboratory. The samples were delivered to the laboratory as soon as possible and the laboratory determination works were started within 24 hours after collection of the water samples. Sufficient volume of samples was collected to achieve the detection limit.

Calibration of In Situ Instruments

All in situ monitoring instruments were checked, calibrated and certified by a laboratory accredited under HOKLAS or other international accreditation scheme before use, and subsequently re-calibrated at 3 monthly intervals throughout all stages of the water quality monitoring programme. Responses of sensors and electrodes were checked with certified standard solutions before each use. Wet bulb calibration for a DO meter was carried out before measurement at each monitoring event.

For the on site calibration of field equipment (Multi-parameter Water Quality System), the BS 1427:2009, "Guide to on-site test methods for the analysis of waters" was observed.

Sufficient stocks of spare parts were maintained for replacements when necessary. Backup monitoring equipment was also being made available so that monitoring can proceed uninterrupted even when some equipment was under maintenance, calibration, etc.

Table 3.3 summarizes the equipment used in the baseline water quality monitoring program. All the monitoring equipment complied with the requirements set out in the EM&A Documents. Copies of the calibration certificates are attached in *Annex C1*.

Table 3.3 Water Quality Monitoring Equipment

Equipment	Model and Make	Qty.
Water Sampler	Kahlsico Water-Bottle Model 135DW 150	4
Multi-parameter Water Quality System	YSI 6820-C-M/YSI 6920	6
Monitoring Position Equipment	"Magellan" Handheld GPS Model eXplorist GC	4

Instrumentation

A multi-parameter meters (Model YSI 6820-C-M /YSI 6920) were used to measure DO, turbidity, salinity, pH and temperature for all captioned water monitoring stations.

Operating/Analytical Procedures

At each measurement, two consecutive measurements of DO concentration, DO saturation, salinity, turbidity, pH and temperature were taken. The probes were retrieved out of the water after the first measurement and then re-deployed for the second measurement. Where the difference in the value between the first and second readings of each set was more than 25% of the value of the first reading, the reading was discarded and further readings were taken.

Laboratory Analytical Methods

The testing of all parameters for all stations was conducted by Wellab Ltd. (HOKLAS Registration No.083) with comprehensive quality assurance and control procedures in place in order to ensure quality and consistency in results. The testing method, reporting limit and detection limit are provided in *Table 3.4.*

Table 3.4 Methods for Laboratory Analysis for Water Samples

Determinant	Instrumentation	Analytical Method	Reporting Limit	Detection Limit
Suspended Solids (SS)	Weighing	APHA 17e 2540D	0.5 mg/L(1)	0.5 mg/L

Note:
(1) Limit of Reporting is reported as Detection Limit.

3.3 QA/QC REQUIREMENTS

Calibration of In Situ Instruments

All *in situ* monitoring instruments were checked, calibrated and certified by a laboratory accredited under HOKLAS or other international accreditation scheme before use, and subsequently re-calibrated at 3 monthly intervals throughout all stages of the water quality monitoring programme. Responses of sensors and electrodes were checked with certified standard

solutions before each use. Wet bulb calibration for a DO meter was carried out before measurement at each monitoring event.

For the on-site calibration of field equipment (Multi-parameter Water Quality System), the BS 1427:2009, "Guide to on-site test methods for the analysis of waters" was observed.

Sufficient stocks of spare parts were maintained for replacements when necessary. Backup monitoring equipment was also being made available so that monitoring can proceed uninterrupted even when some equipment was under maintenance, calibration, etc.

Decontamination Procedures

Water sampling equipment used during the course of the monitoring programme was decontaminated by manual washing and rinsed clean seawater/distilled water after each sampling event. All disposal equipment was discarded after sampling.

Sampling Management and Supervision

All sampling bottles were labeled with the sample I.D (including the indication of sampling station and tidal stage e.g. IS1_me_a), laboratory number and sampling date. Water samples were dispatched to the testing laboratory for analysis as soon as possible after the sampling. All samples were stored in a cool box and kept at less than 4°C but without frozen. All water samples were handled under chain of custody protocols and relinquished to the laboratory representatives at locations specified by the laboratory. The laboratory determination works were started within 24 hours after collection of water samples.

Quality Control Measures for Sample Testing

Before each round of monitoring, a zero check in distilled water was performed with the turbidity probe of YSI 6820-C-M /YSI 6920 and HANNA HI 8314. The probe was then calibrated with a solution of known NTU.

QA/QC procedures as attached in *Annex C2* are available for the SS analyzed in the HOKLAS-accredited laboratory, WELLAB Ltd.

3.4 BASELINE MONITORING RESULTS

Baseline water quality monitoring was conducted between 6 and 31 October 2011 for all monitoring stations. The monitoring results are shown in *Annex C3*. Graphical presentation of water quality at the monitoring stations is given in *Annex C4*. Detailed weather conditions at the monitoring locations during the baseline monitoring period are shown in *Annex F*. The monitoring schedule is shown in *Annex E*.

During the baseline monitoring period, no marine construction works were observed in the vicinity of all monitoring stations. The baseline monitoring results are thus considered representative of the ambient water quality.

3.5 ACTION & LIMIT LEVELS

The Action and Limit Levels were adopted from the HKZMB Baseline Report. The Action and Limit Levels for Impact Monitoring of Water Quality for Dissolved Oxygen (DO, mg/L), Turbidity (NTU) and Suspended Solids (SS, mg/L) are summarized in *Table 3.5*.

Should non-compliance of the criteria occur, action in accordance with the Event and Action Plan, as provided in *Table 3.6* should be carried out.

Table 3.5 Action & Limit Levels for Water Quality

Parameter	Action Level#	Limit Level#
DO in mg/L [(a)]	Surface and Middle **5.0 mg/L** Bottom **4.7 mg/L**	Surface and Middle **4.2 mg/L** Bottom **3.6 mg/L**
Turbidity in NTU (Depth-averaged [(b), (c)])	120% of upstream control station at the same tide of the same day and 95%-ile of baseline data, i.e., **27.5 NTU**	130% of upstream control station at the same tide of the same day and 99%-ile of baseline data, i.e., **47.0 NTU**
SS in mg/L (Depth-averaged [(b), (c)])	120% of upstream control station at the same tide of the same day and 95%-ile of baseline data, i.e., **23.5 mg/L**	130% of upstream control station at the same tide of the same day and 10mg/L for WSD Seawater Intakes at Tuen Mun and 99%-ile of baseline data, i.e., **34.4 mg/L**

Notes:

Baseline data: data from HKZMB Baseline Water Quality Monitoring between 6 and 31 October 2011.

(a) For DO, non-compliance of the water quality limits occurs when monitoring result is lower than the limits.

(b) "Depth-averaged" is calculated by taking the arithmetic means of reading of all three depths

(c) For turbidity and SS, non-compliance of the water quality limits occurs when monitoring result is higher than the limits.

(d) All figures given in the table are used for reference only, and EPD may amend the figures whenever it is considered as necessary

(e) The 1%-ile of baseline data for surface and middle DO is 4.2 mg/L, whilst for bottom DO is 3.6 mg/L.

Table 3.6 Event & Action Plan for Water Quality

Event	ET Leader	IEC	SOR	Contractor
Action level being exceeded by one sampling day	Repeat *in situ* measurement on next day of exceedance to confirm findings; Identify source(s) of impact; Inform IEC, contractor and SOR; Check monitoring data, all plant, equipment and Contractor's working methods.	Check monitoring data submitted by ET and Contractor's working methods.	Confirm receipt of notification of non-compliance in writing; Notify Contractor.	Inform the SOR and confirm notification of the non-compliance in writing; Rectify unacceptable practice; Amend working methods if appropriate.
Action level being exceeded by two or more consecutive sampling days	Repeat measurement on next day of exceedance to confirm findings; Identify source(s) of impact; Inform IEC, contractor, SOR and EPD; Check monitoring data, all plant, equipment and Contractor's working methods; Discuss mitigation measures with IEC, SOR and Contractor; Ensure mitigation measures are implemented; Increase the monitoring frequency to daily until no exceedance of Action level;	Check monitoring data submitted by ET and Contractor's working method; Discuss with ET and Contractor on possible remedial actions; Review the proposed mitigation measures submitted by Contractor and advise the SOR accordingly; Supervise the implementation of mitigation measures.	Discuss with IEC on the proposed mitigation measures; Ensure mitigation measures are properly implemented; Assess the effectiveness of the implemented mitigation measures.	Inform the Supervising Officer and confirm notification of the non-compliance in writing; Rectify unacceptable practice; Check all plant and equipment and consider changes of working methods; Submit proposal of additional mitigation measures to SOR within 3 working days of notification and discuss with ET, IEC and SOR; Implement the agreed mitigation measures.
Limit level being exceeded by one sampling day	Repeat measurement on next day of exceedance to confirm findings; Identify source(s) of impact;	Check monitoring data submitted by ET and Contractor's working method;	Confirm receipt of notification of failure in writing; Discuss with IEC, ET and	Inform the SOR and confirm notification of the non-compliance in writing;

Event	ET Leader	IEC	SOR	Contractor
	Inform IEC, contractor, SOR and EPD; Check monitoring data, all plant, equipment and Contractor's working methods; Discuss mitigation measures with IEC, SOR and Contractor;	Discuss with ET and Contractor on possible remedial actions; Review the proposed mitigation measures submitted by Contractor and advise the SOR accordingly.	Contractor on the proposed mitigation measures; Request Contractor to review the working methods.	Rectify unacceptable practice; Check all plant and equipment and consider changes of working methods; Submit proposal of mitigation measures to SOR within 3 working days of notification and discuss with ET, IEC and SOR.
Limit level being exceeded by two or more consecutive sampling days	Repeat measurement on next day of exceedance to confirm findings; Identify source(s) of impact; Inform IEC, contractor, SOR and EPD; Check monitoring data, all plant, equipment and Contractor's working methods; Discuss mitigation measures with IEC, SOR and Contractor; Ensure mitigation measures are implemented; Increase the monitoring frequency to daily until no exceedance of Limit level for two consecutive days;	Check monitoring data submitted by ET and Contractor's working method; Discuss with ET and Contractor on possible remedial actions; Review the Contractor's mitigation measures whenever necessary to assure their effectiveness and advise the SOR accordingly; Supervise the implementation of mitigation measures.	Discuss with IEC, ET and Contractor on the proposed mitigation measures; Request Contractor to critically review the working methods; Make agreement on the mitigation measures to be implemented; Ensure mitigation measures are properly implemented; Consider and instruct, if necessary, the Contractor to slow down or to stop all or part of the construction activities until no exceedance of Limit level.	Take immediate action to avoid further exceedance; Submit proposal of mitigation measures to SOR within 3 working days of notification and discuss with ET, IEC and SOR; Implement the agreed mitigation measures; Resubmit proposals of mitigation measures if problem still not under control; As directed by the Supervising Officer, to slow down or to stop all or part of the construction activities until no exceedance of Limit level.

Note: ET – Environmental Team, IEC – Independent Environmental Checker, SOR – Supervising Officer's Representative

4 ECOLOGY

4.1 TERRESTRIAL WALKOVER SURVEY

Under *Contract No. HY/2012/08*, only marine works were involved within the work boundary (*Figure 1.1*), thus terrestrial walkover survey is not considered deemed necessary. In the case of any land-based works involved under this Contract, a terrestrial walkover survey where works to be undertaken will be conducted.

4.2 BASELINE DOLPHIN MONITORING

Baseline dolphin monitoring was undertaken at Northwest Lantau (NWL) and Northeast Lantau (NEL) under the *Chinese White Dolphin (CWD) Service Contract No. HY/2011/02* for a period of three months prior to the commencement of the Contract. The baseline line-transect vessel surveys for dolphin monitoring were conducted in September, October and November 2011 as shown in *Table 4.1.* Location of dolphin transect survey is presented in *Figure 4.1*. Detailed monitoring results are presented in *Annex D*.

Table 4.1 Date of Baseline Dolphin Monitoring

No.	Date	Location
1	05/09/2011	W LANTAU + NW LANTAU
2	07/09/2011	NW LANTAU + NE LANTAU
3	16/09/2011	NW LANTAU + NE LANTAU
4	23/09/2011	W LANTAU + NW LANTAU
5	06/10/2011	NE LANTAU + NW LANTAU
6	10/10/2011	NW LANTAU +NE LANTAU
7	13/10/2011	NE LANTAU
8	17/10/2011	W LANTAU + NW LANTAU
9	28/10/2011	NW LANTAU + W LANTAU
10	01/11/2011	NW LANTAU +NE LANTAU
11	02/11/2011	W LANTAU + NE LANTAU
12	05/11/2011	NW LANTAU + NE LANTAU
13	06/11/2011	NE LANTAU
14	07/11/2011	NW LANTAU + W LANTAU

Notes:
* NW Lantau = Northwest Lantau Survey Area, NE Lantau = Northeast Lantau Survey Area, W Lantau = West Lantau

In total, 112 groups of Chinese White Dolphins, numbering 413 individuals, were observed during the three-month survey. Most of them were sighted in the West Lantau (WL) and Northwest Lantau (NWL) regions.

Major findings along and near the future alignments of HKLR and TM-CLKL as well as the reclamation site of HKBCF (collectively called "the Site" below) are summarized as follows:

- Dolphins were sighted but not in high concentration near the Site;

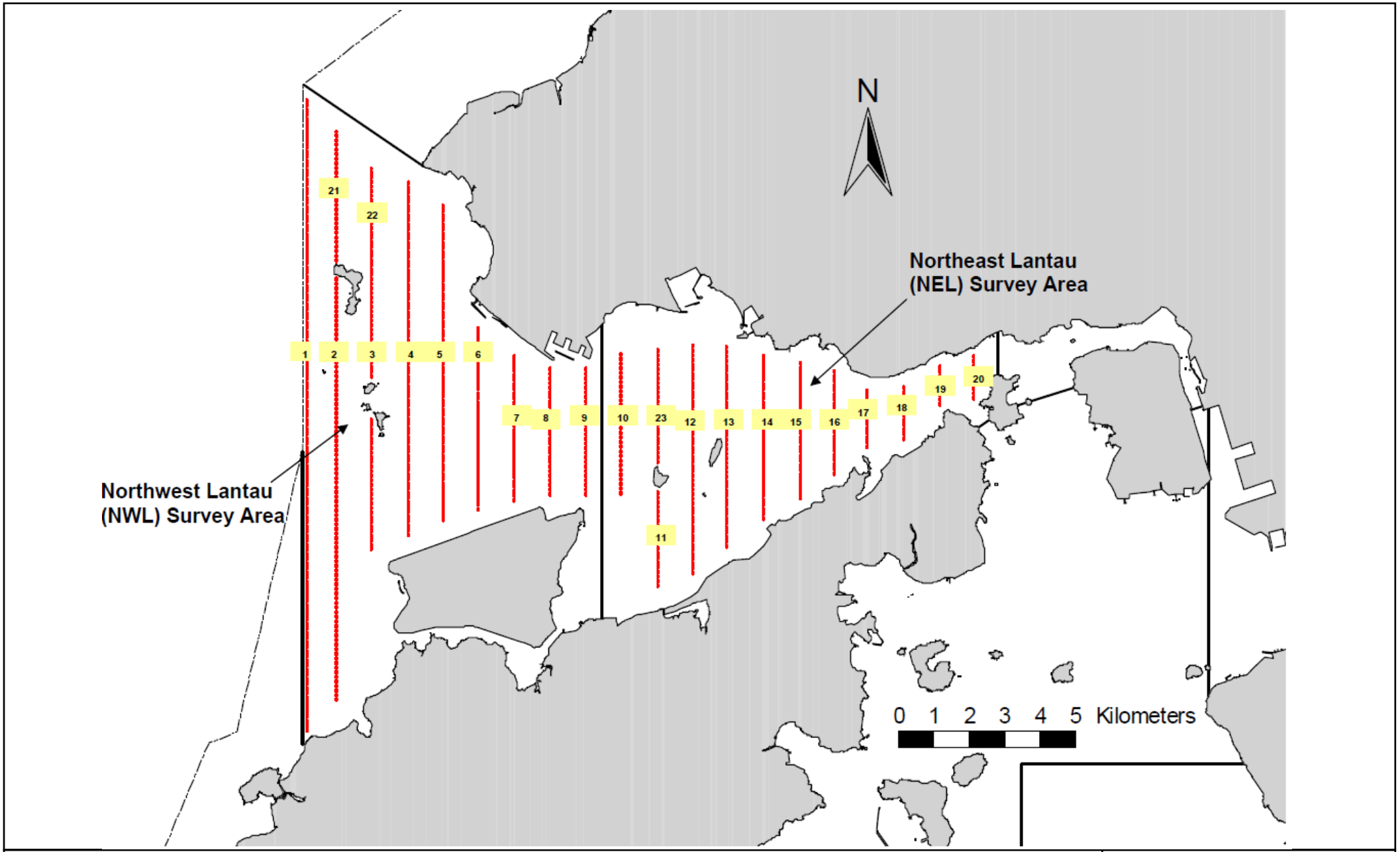

Figure 4.1

Transect for Chinese White Dolphin Monitoring

DATE: 06/03/2013

Environmental Resources Management

ERM

- Several large dolphin aggregations were seen near the Site;
- Several grids had moderate to high dolphin density near the Site;
- Several mother-calf pairs were recorded (near alignments of HKLR and TM-CLKL only);
- Several feeding activities were sighted along and near the Site; and
- Two fishing boat-associated sightings were made near the Site.

Through photo-identification work, 96 individuals were identified from 182 sightings. Some were sighted over three times during the three-month survey, indicating their frequent use of Hong Kong waters. Many of them were year-round residents and some were accompanied by calves. Ranging pattern developed showed that most of the dolphins ranged across the three survey areas including the HZMB work areas.

4.2.1 Determination of Action and Limit Levels for Dolphin Monitoring

Vessel-based Line-transect Survey Methodology

According to the requirement of the EM&A Manual, dolphin monitoring programme should cover all transect lines in NEL and NWL survey areas twice per month throughout the entire construction period.

The survey team used standard line-transect methods (Buckland *et al.* 2001) to conduct the systematic vessel surveys. For each monitoring vessel survey, a 15-m inboard vessel (*Standard* 31516) with an open upper deck (about 4.5 m above water surface) will be used to make observations from the flying bridge area.

Two experienced observers (a data recorder and a primary observer) made up the on-effort survey team, and the survey vessel will transit different transect lines at a constant speed of 13-15 km per hour. The data recorder will search with unaided eyes and fill out the datasheets, while the primary observer will search for Chinese white dolphins continuously through 7 x 50 marine binoculars. Both observers will search the sea ahead of the vessel, between 270° and 90° (in relation to the bow, which is defined as 0°). One to two additional experienced observers will be available on the boat to work in shift (i.e. rotate every 30 minutes) in order to minimize fatigue of the survey team members.

During on-effort survey periods, the survey team will record effort data including time, position (latitude and longitude), weather conditions (Beaufort sea state and visibility), and distance traveled in each series (a continuous period of search effort) with the assistance of a handheld GPS (*Garmin eTrex Legend*).

Data including time, position and vessel speed will also automatically and continuously be logged by handheld GPS throughout the entire survey for subsequent review.

When dolphins are sighted, the survey team will end the survey effort, and immediately record the initial sighting distance and angle of the dolphin group from the survey vessel, as well as the sighting time and position. Then the research vessel will be diverted from its course to approach the animals for species identification, group size estimation, assessment of group composition, and behavioural observations. The perpendicular distance (PSD) of the dolphin group to the transect line will be later calculated from the initial sighting distance and angle.

Survey effort being conducted along the parallel transect lines that are perpendicular to the coastlines will be labeled as "primary" survey effort, while the survey effort conducted along the connecting lines between parallel lines will be labeled as "secondary" survey effort.

Data Analysis (Dolphin Encounter Rate)

Encounter rates of Chinese white dolphins (number of on-effort sightings per 100 km of survey effort, and total number of dolphins sighted on-effort per 100 km of survey effort) will be calculated in NEL and NWL survey areas in relation to the amount of survey effort conducted during each month of monitoring survey. Dolphin encounter rates will be calculated for comparison between the baseline monitoring and impact monitoring results

For the HZMB baseline monitoring results, the encounter rates were calculated using primary survey effort alone (i.e. effort conducted along parallel transect lines that were perpendicular to the coastlines). Only data collected under Beaufort 3 or below condition would be used for encounter rate analysis. The average encounter rate of sightings (STG) and average encounter rate of dolphins (ANI) were deduced based on the encounter rates from six events during the baseline period (i.e. six sets of line-transect surveys in North Lantau) using the following formulae:

$$\textbf{Encounter Rate (STG)} = \frac{\text{Total No. of On-effort Sightings}}{\text{Total Amount of Survey Effort (km)}} \times 100$$

$$\textbf{Encounter Rate (ANI)} = \frac{\text{Total No. of Dolphins from All On-effort Sightings}}{\text{Total Amount of Survey Effort (km)}} \times 100$$

These encounter rates will be used for the implementation of Event and Action Plan to examine whether the Action Level or Limit Level should be triggered from the comparison of encounter rates between baseline and impact phase quarterly monitoring periods.

Dolphin Encounter Rates during Baseline Period

During the present three-month study period, the encounter rates of Chinese White Dolphins deduced from the survey effort and on-effort sighting data from the primary transect lines under favourable conditions (Beaufort 3 or below) from each of the survey areas are shown in *Table 4.2*.

Table 4.2 Dolphin Encounter Rates (Sightings Per 100 km of Survey Effort) during the Baseline Monitoring Period (September - November 2011)

Survey Area	Dolphin Monitoring	Encounter rate (STG) (no. of on-effort dolphin sightings per 100 km of survey effort)	Encounter rate (ANI) (no. of dolphins from all on-effort sightings per 100 km of survey effort)
		Primary Lines Only	Primary Lines Only
Northeast Lantau	Set 1	3.34	3.34
	Set 2	0.00	0.00
	Set 3	3.02	15.11
	Set 4	5.92	14.79
	Set 5	13.76	73.39
	Set 6	9.93	26.49
	Average from the six sets	**6.00 ± 5.05**	**22.19 ± 26.81**
Northwest Lantau	Set 1	1.39	2.77
	Set 2	16.57	55.25
	Set 3	5.24	24.48
	Set 4	8.45	35.47
	Set 5	13.13	86.30
	Set 6	14.33	83.69
	Average from the six sets	**9.85 ± 5.85**	**44.66 ± 29.85**

Event and Action Plan for Dolphin Impact Monitoring

To define the Action Level (AL) and Limit Level (LL) in comparison with the baseline dolphin encounter rate, the seasonal fluctuation of dolphin encounter rate in NWL and NEL were considered by comparing dolphin encounter rates across the four seasons in order to take the natural fluctuation of dolphin occurrence into account.

Notably, the natural fluctuation among different seasons can differ by as much as 30%, and in a few extreme cases up to 40-60% upon review of dolphin historical data in North Lantau waters.

Therefore, the approach of 30% and 60% percentage reduction to define the AL and LL, respectively, is reasonable to determine whether the construction activities of TM-CLKL project have caused real significant impact on dolphin occurrence, instead of triggering false alarms prematurely. Although the exact percentages (30%/60%) for the AL and LL are set somewhat arbitrarily, this is based on careful consideration of the natural fluctuation of dolphin occurrences among different seasons as explained above.

The proposed AL and LL are shown in *Tables 4.3* and *4.4:*

Table 4.3 Action Level and Limit Level for Dolphin Impact Monitoring

	North Lantau Social Cluster	
	NEL	**NWL**
Action Level	STG < 70% of baseline & ANI < 70% of baseline	STG < 70% of baseline & ANI < 70% of baseline
Limit Level	[STG < 40% of baseline & ANI < 40% of baseline] and STG < 40% of baseline & ANI < 40% of baseline	

Notes:

1. STG means quarterly encounter rate of number of dolphin sightings, which is **6.00 in NEL** and **9.85 in NWL** during the baseline monitoring period
2. ANI means quarterly encounter rate of total number of dolphins, which is **22.19 in NEL** and **44.66 in NWL** during the baseline monitoring period
3. For North Lantau Social Cluster, AL will be trigger if NEL or NWL fall below the criteria; LL will be triggered if both NEL and NWL fall below the criteria.

Table 4.4 Derived Value of Action Level (AL) and Limit Level (LL)

	North Lantau Social Cluster	
	NEL	**NWL**
Action Level	STG < 4.2 & ANI< 15.5	STG < 6.9 & ANI < 31.3
Limit Level	[STG < 2.4 & ANI <8.9] and [STG < 3.9 & ANI <17.9]	

Should non-compliance of the criteria occur, action in accordance with the Event and Action Plan, as provided in *Table 4.5* should be carried out.

Table 4.5 Implementation of Event-Action Plan

Event	ET Leader	IEC	SOR	Contractor
Action Level	1. Repeat statistical data analysis to confirm findings; 2. Review all available and relevant data, including raw data and statistical analysis results of other parameters covered in the EM&A, to ascertain if differences are as a result of natural variation or previously observed seasonal differences; 3. Identify source(s) of impact; 4. Inform the IEC, SOR and Contractor; 5. Check monitoring data. 6. Review to ensure all the dolphin protective measures are fully and properly implemented and advise on additional measures if necessary.	1. Check monitoring data submitted by ET and Contractor; 2. Discuss monitoring results and findings with the ET and the Contractor.	1. Discuss monitoring with the IEC and any other measures proposed by the ET; 2. If SOR is satisfied with the proposal of any other measures, SOR to signify the agreement in writing on the measures to be implemented.	1. Inform the SOR and confirm notification of the non-compliance in writing; 2. Discuss with the ET and the IEC and propose measures to the IEC and the SOR; 3. Implement the agreed measures.

Event	ET Leader	IEC	SOR	Contractor
Limit Level	1. Repeat statistical data analysis to confirm findings; 2. Review all available and relevant data, including raw data and statistical analysis results of other parameters covered in the EM&A, to ascertain if differences are as a result of natural variation or previously observed seasonal differences; 3. Identify source(s) of impact; 4. Inform the IEC, ER/SOR and Contractor of findings; 5. Check monitoring data; 6. Repeat review to ensure all the dolphin protective measures are fully and properly implemented and advise on additional measures if necessary; 7. If ET proves that the source of impact is caused by any of the construction activity by the works contract, ET to arrange a meeting to discuss with IEC, ER/SOR and Contractor the necessity of additional dolphin monitoring and/or any other potential mitigation measures (e.g., consider to modify the perimeter silt curtain or consider to control/temporarily stop relevant construction activity etc.) and submit to IEC a proposal of additional dolphin monitoring and/or mitigation measures where necessary.	1. Check monitoring data submitted by ET and Contractor; 2. Discuss monitoring results and findings with the ET and the Contractor; 3. Attend the meeting to discuss with ET, ER/SOR and Contractor the necessity of additional dolphin monitoring and any other potential mitigation measures; 4. Review proposals for additional monitoring and any other mitigation measures submitted by ET and Contractor and advise ER/SOR of the results and findings accordingly; 5. Supervise / Audit the implementation of additional monitoring and/or any other mitigation measures and advise ER/SOR the results and findings accordingly.	1. Attend the meeting to discuss with ET, IEC and Contractor the necessity of additional dolphin monitoring and any other potential mitigation measures; 2. If ER/SOR is satisfied with the proposals for additional dolphin monitoring and/or any other mitigation measures submitted by ET and Contractor and verified by IEC, ER/SOR to signify the agreement in writing on such proposals and any other mitigation measures; 3. Supervise the implementation of additional monitoring and/or any other mitigation measures.	1. Inform the ER/SOR and confirm notification of the non- compliance in writing; 2. Attend the meeting to discuss with ET, IEC and ER/SOR the necessity of additional dolphin monitoring and any other potential mitigation measures; 3. Jointly submit with ET to IEC a proposal of additional dolphin monitoring and/or any other mitigation measures when necessary; 4. Implement the agreed additional dolphin monitoring and/or any other mitigation measures.

5 CONCLUSIONS

In accordance with the EM&A Manual of the TM-CLKL Project, baseline monitoring has been undertaken prior to commencement of the construction works of the Contract for the following baseline monitoring components:

- Air Quality;
- Water Quality; and
- Ecology (including baseline dolphin monitoring).

Baseline air quality monitoring was conducted at five (5) monitoring stations (ASR1, ASR5, ASR10, AQMS1 and AQMS2) between 17 and 31 October 2013. No observable dust nuisance was recorded at the monitoring stations and the baseline monitoring results are thus considered representative of the ambient air quality levels. Action and Limit Levels were established for 1-hour TSP and 24-hour TSP based on the baseline monitoring results.

Baseline water quality monitoring was conducted at seven (9) monitoring stations (IS12, IS13, IS14, IS15, CS4, CS6, SR8, SR9 and SR10A) between 6 and 31 October 2011. No observable pollution source was recorded at the monitoring stations and the baseline monitoring results are thus considered representative of the ambient water quality levels. Action and Limit Levels were established for DO, SS and turbidity based on the baseline monitoring results.

Baseline Chinese White Dolphin monitoring was conducted in two survey areas (Northeast Lantau and Northwest Lantau) from September to November 2011. Dolphin sightings, distribution, encounter rate, group size, habitat use, mother-calf pairs and behavior were reported. Photo-identification and range estimation of identified individuals were also made. Action and Limit Levels are established based on the dolphin encounter rate with due consideration on seasonal variation in dolphin abundance.

Annex A1

Baseline Air Quality Monitoring Results

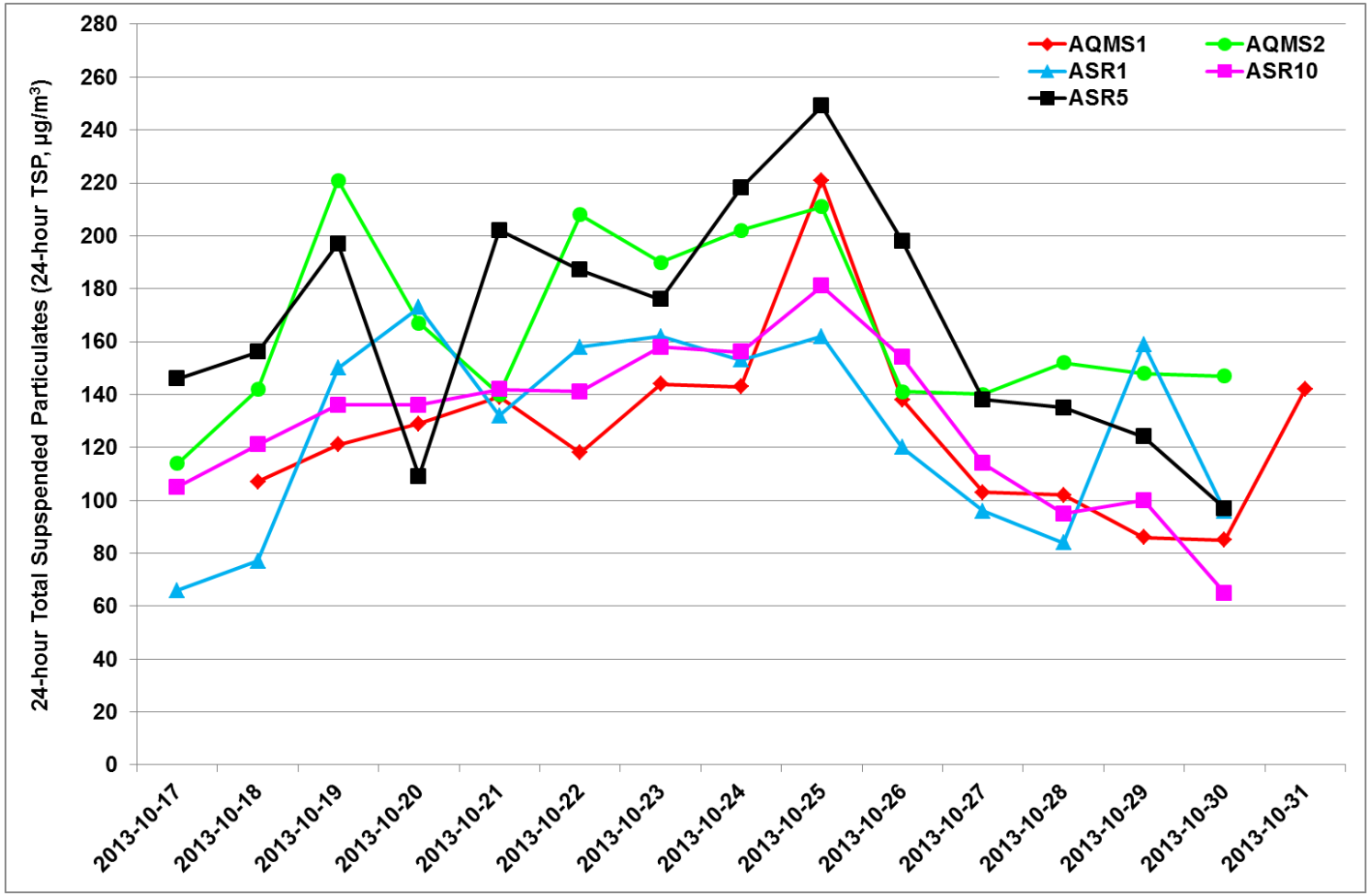

Figure A1.1 Baseline Monitoring – Mean Level of 24-hour Total Suspended Particulates (mg/L) at five air quality monitoring stations between 17 and 31 October 2013 during baseline monitoring period.

Ref: ***0212330_baseline AQM_Graphs_rev a.xlsx***

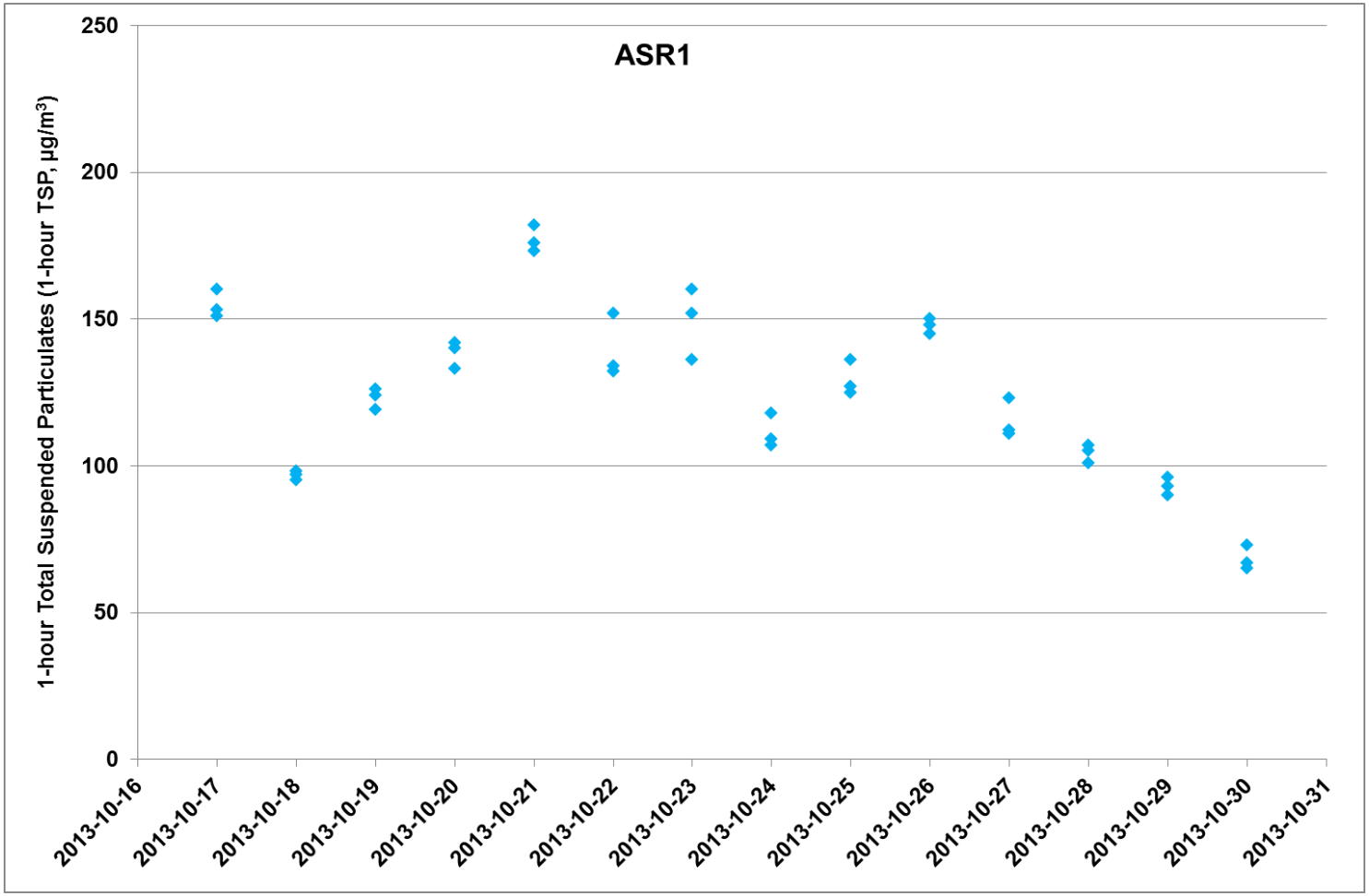

Figure A1.2 Baseline Monitoring – 1-hour Total Suspended Particulates (mg/L) at ASR1 between 17 and 30 October 2013 during baseline monitoring period.

Ref: ***0212330_baseline AQM_Graphs_rev a.xlsx***

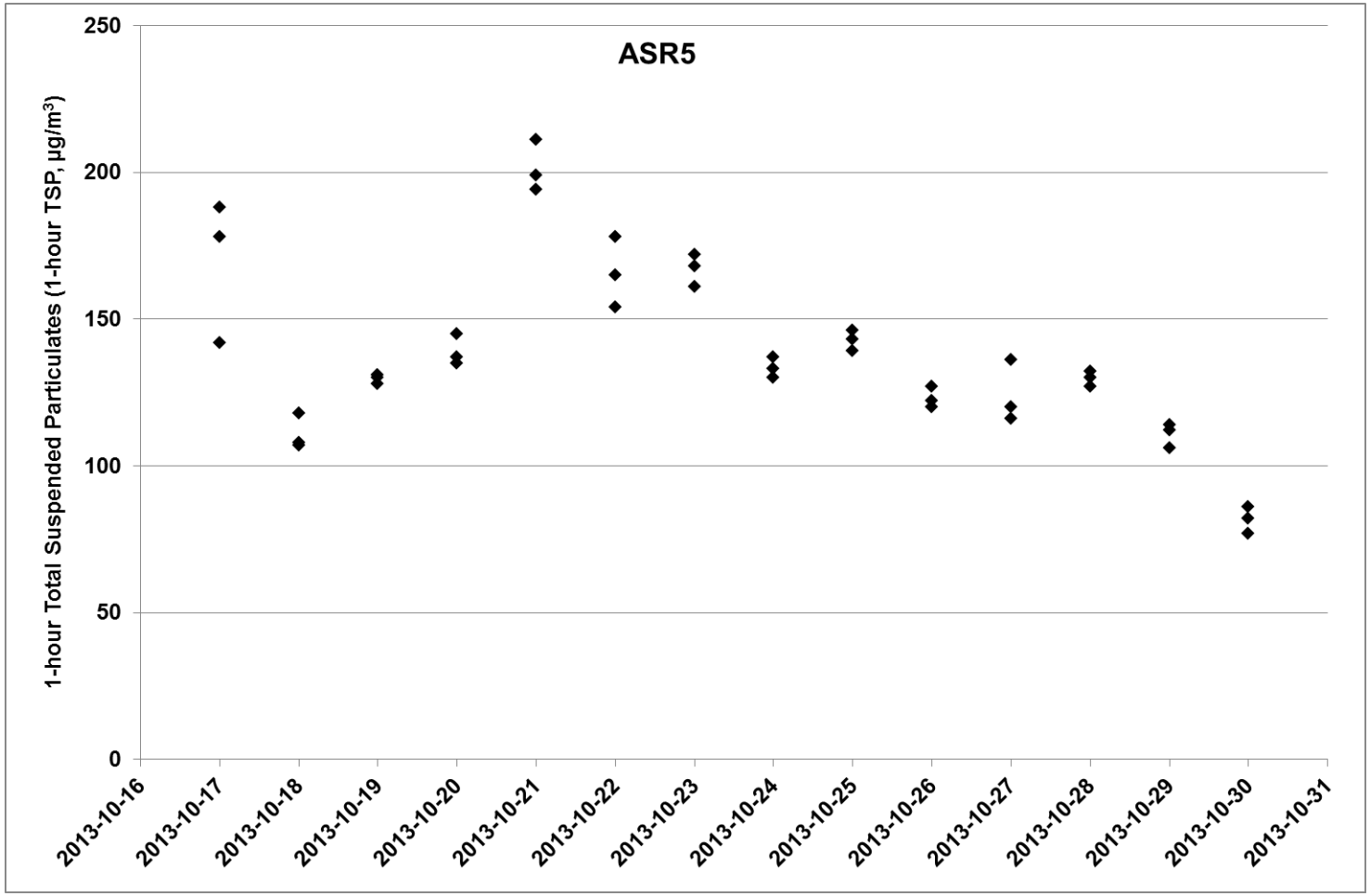

Figure A1.3 Baseline Monitoring – 1-hour Total Suspended Particulates (mg/L) at ASR5 between 17 and 30 October 2013 during baseline monitoring period.

Ref: ***0212330_baseline AQM_Graphs_rev a.xlsx***

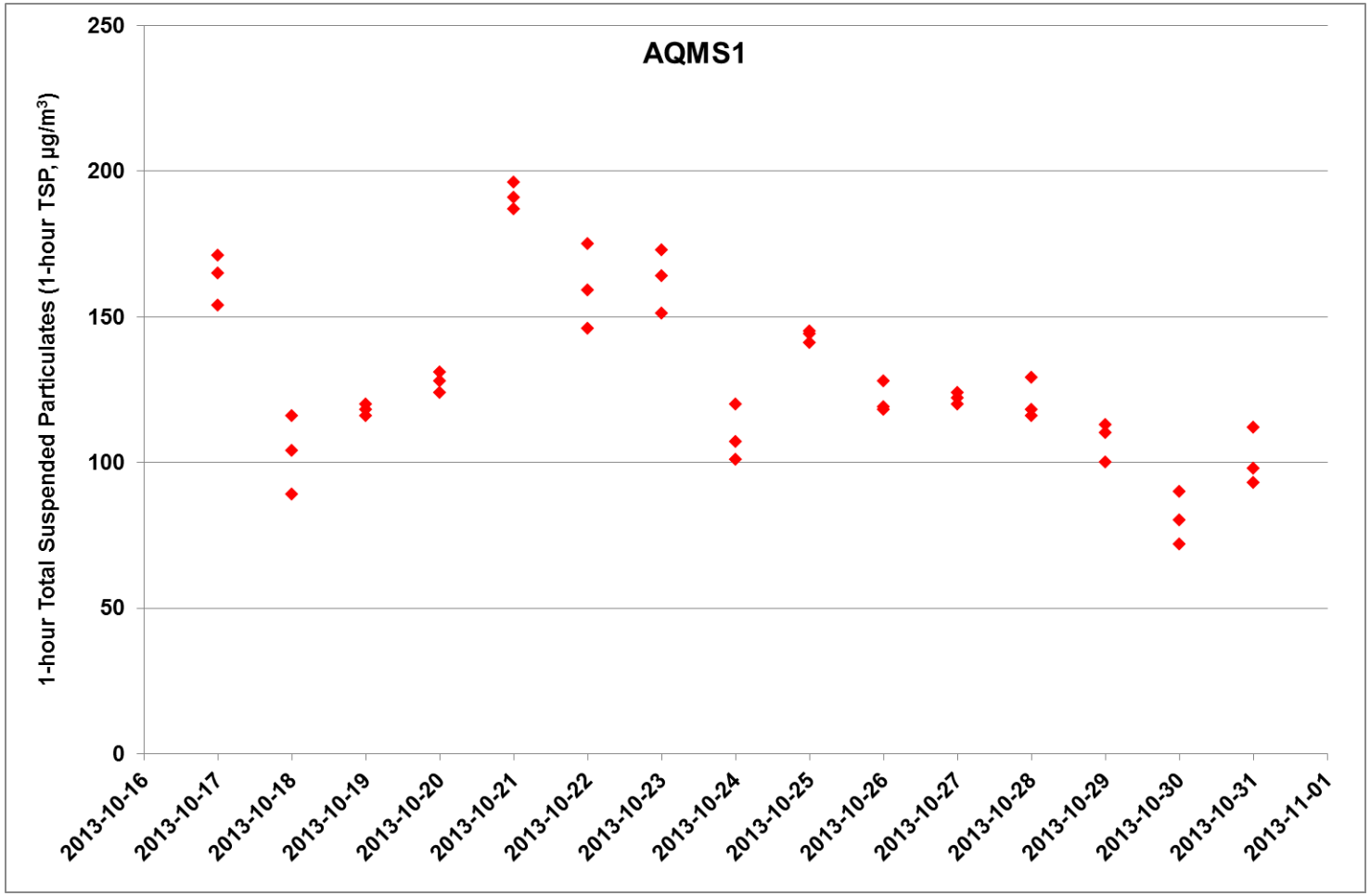

Figure A1.4 Baseline Monitoring – 1-hour Total Suspended Particulates (mg/L) at AQMS1 between 17 and 30 October 2013 during baseline monitoring period.

Ref: ***0212330_baseline AQM_Graphs_rev a.xlsx***

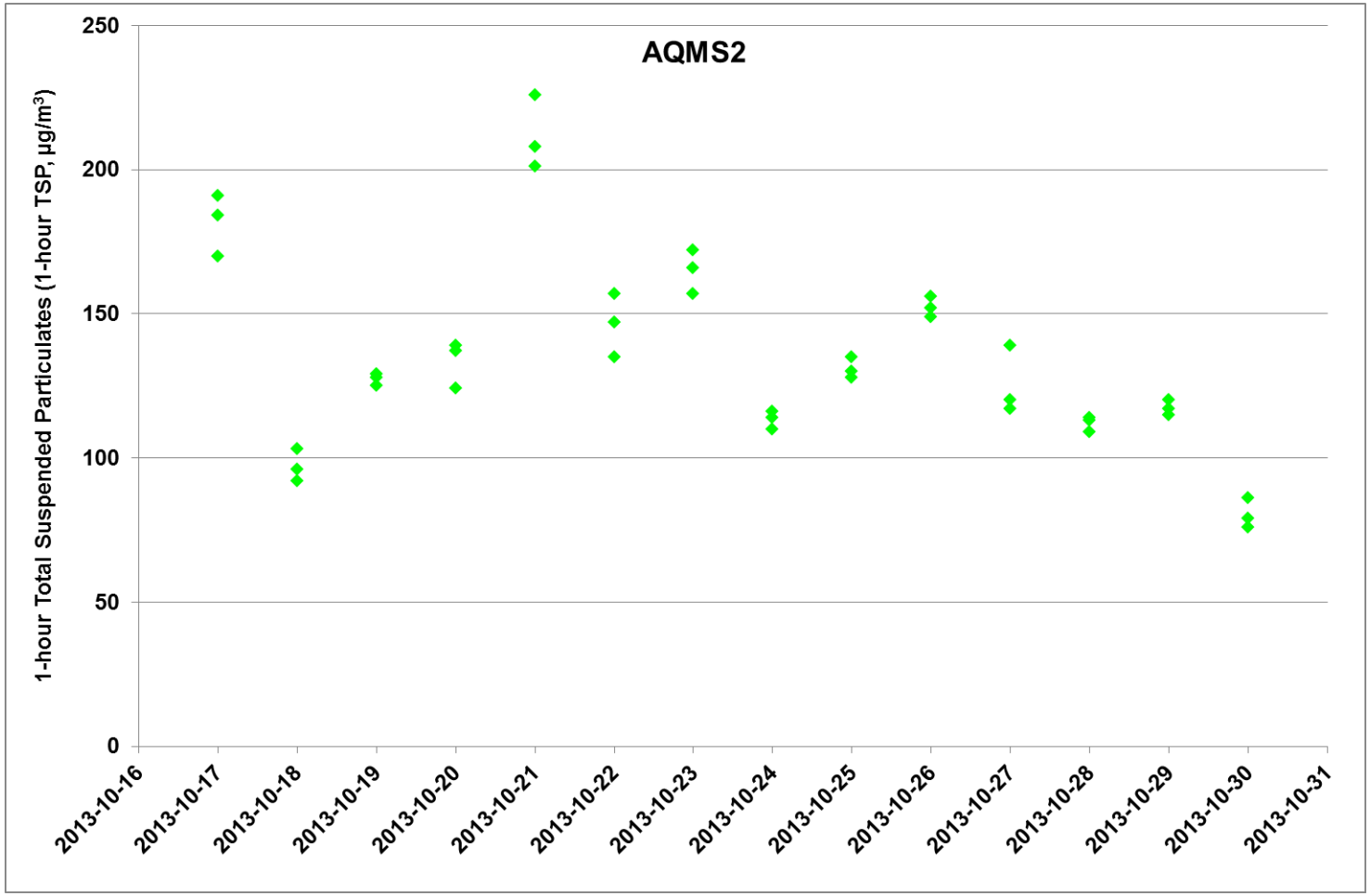

Figure A1.5 Baseline Monitoring – 1-hour Total Suspended Particulates (mg/L) at AQMS2 between 17 and 30 October 2013 during baseline monitoring period.

Ref: ***0212330_baseline AQM_Graphs_rev a.xlsx***

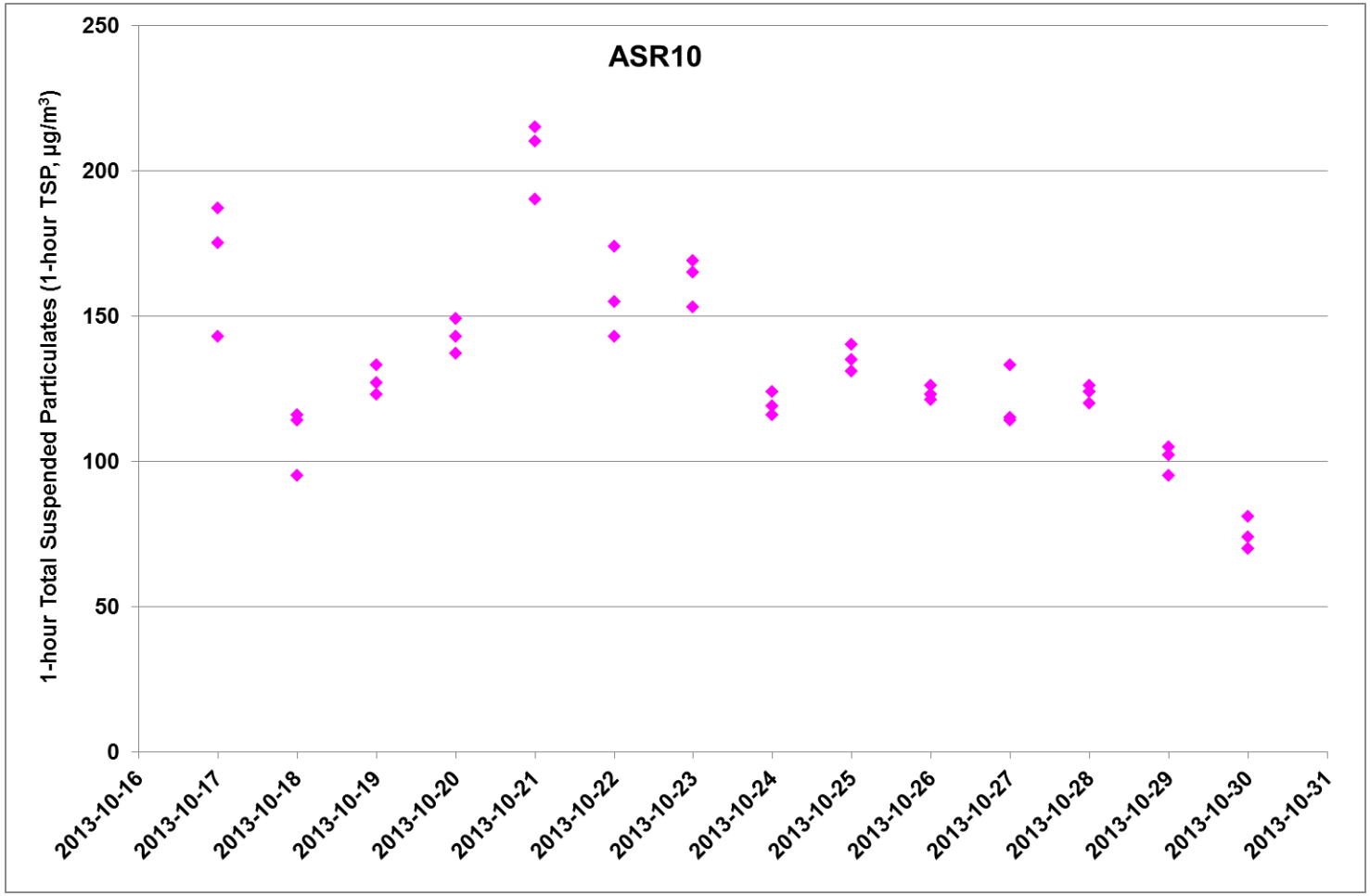

Figure A1.6 Baseline Monitoring – 1-hour Total Suspended Particulates (mg/L) at ASR10 between 17 and 30 October 2013 during baseline monitoring period.

Ref: ***0212330_baseline AQM_Graphs_rev a.xlsx***

Project	Works	Date	Station	Weather	Start time	End Time (hh:mm,	Parameters	Results	units	Sample ID	Elapsed		Total sampling	Flow			Total Volume (m ^{3})	Filter ID	Filter	
											Initial	Final		Initial	Final	Average			Initial	Final
TMCLKL	HY/2012/08	2013-10-18	AQMS1	S	08:10	08:10	24-hour TSP	107	μg/m^3	1253	19405.10	19429.10	1440	1.28	1.28	1.28	1043.2	050512	2.6907	2.8664
TMCLKL	HY/2012/08	2013-10-19	AQMS1	S	08:12	08:12	24-hour TSP	121	μg/m^3	1253	19429.10	19453.10	1440	1.28	1.28	1.28	1843.2	050521	2.7335	2.9557
TMCLKL	HY/2012/08	2013-10-20	AQMS1	S	08:14	08:14	24-hour TSP	129	μg/m^3	1253	19453.10	19477.10	1440	1.28	1.28	1.28	1843.2	050525	2.7066	2.9452
TMCLKL	HY/2012/08	2013-10-21	AQMS1	S	08:16	08:16	24-hour TSP	139	μg/m^3	1253	19477.10	19501.10	1440	1.28	1.28	1.28	1843.2	050530	2.6748	2.9318
TMCLKL	HY/2012/08	2013-10-22	AQMS1	S	08:18	08:18	24-hour TSP	118	μg/m^3	1253	19501.10	19525.10	1440	1.28	1.28	1.28	1843.2	050535	2.7057	2.9232
TMCLKL	HY/2012/08	2013-10-23	AQMS1	S	08:20	08:20	24-hour TSP	144	μg/m^3	1253	19525.10	19549.10	1440	1.28	1.28	1.28	1843.2	050540	2.7003	2.9621
TMCLKL	HY/2012/08	2013-10-24	AQMS1	S	08:22	08:22	24-hour TSP	143	μg/m^3	1253	19549.10	19573.10	1440	1.28	1.28	1.28	1843.2	050545	2.6910	2.9544
TMCLKL	HY/2012/08	2013-10-25	AQMS1	S	08:24	08:24	24-hour TSP	221	μg/m^3	1253	19573.10	19597.10	1440	1.28	1.28	1.28	1843.2	050550	2.7206	3.1286
TMCLKL	HY/2012/08	2013-10-26	AQMS1	S	08:26	08:26	24-hour TSP	138	μg/m^3	1253	19597.10	19621.10	1440	1.28	1.28	1.28	1843.2	050555	2.9652	2.9499
TMCLKL	HY/2012/08	2013-10-27	AQMS1	S	08:28	08:28	24-hour TSP	103	μg/m^3	1253	19621.10	19645.10	1440	1.28	1.28	1.28	1843.2	050560	2.7044	2.8942
TMCLKL	HY/2012/08	2013-10-28	AQMS1	S	08:30	08:30	24-hour TSP	102	μg/m^3	1253	19645.10	19669.10	1440	1.28	1.28	1.28	1843.2	050565	2.6952	2.8841
TMCLKL	HY/2012/08	2013-10-29	AQMS1	S	08:32	08:32	24-hour TSP	86	μg/m^3	1253	19669.10	19693.10	1440	1.28	1.28	1.28	1843.2	050570	2.7430	2.9011
TMCLKL	HY/2012/08	2013-10-30	AQMS1	S	08:34	08:34	24-hour TSP	85	μg/m^3	1253	19693.10	19717.10	1440	1.28	1.28	1.28	1843.2	050573	2.7335	2.8901
TMCLKL	HY/2012/08	2013-10-31	AQMS1	S	08:36	08:36	24-hour TSP	142	μg/m^3	1253	19717.10	19741.10	1440	1.28	1.28	1.28	1843.2	050577	2.7505	3.0121
TMCLKL	HY/2012/08	2013-10-17	AQMS2	S	15:05	15:05	24-hour TSP	114	μg/m^3	1059	6248.62	6272.62	1440	1.23	1.23	1.23	1331.2	050509	2.6943	2.8964
TMCLKL	HY/2012/08	2013-10-18	AQMS2	S	15:09	15:09	24-hour TSP	142	μg/m^3	1059	6272.62	6296.62	1440	1.23	1.23	1.23	1331.2	050514	2.6939	2.9450
TMCLKL	HY/2012/08	2013-10-19	AQMS2	S	15:11	15:11	24-hour TSP	221	μg/m^3	1059	6296.62	6320.62	1440	1.23	1.23	1.23	1331.2	050523	2.6805	3.0711
TMCLKL	HY/2012/08	2013-10-20	AQMS2	S	15:13	15:13	24-hour TSP	167	μg/m^3	1059	6320.62	6344.62	1440	1.23	1.23	1.23	1331.2	050528	2.6785	2.9736
TMCLKL	HY/2012/08	2013-10-21	AQMS2	S	15:15	15:15	24-hour TSP	140	μg/m^3	1059	6344.62	6368.62	1440	1.23	1.23	1.23	1331.2	050533	2.7047	2.9529
TMCLKL	HY/2012/08	2013-10-22	AQMS2	S	15:17	15:17	24-hour TSP	208	μg/m^3	1059	6368.62	6392.62	1440	1.13	1.13	1.13	1331.2	050538	2.7341	3.1021
TMCLKL	HY/2012/08	2013-10-23	AQMS2	S	15:19	15:19	24-hour TSP	190	μg/m^3	1059	6392.62	6416.62	1440	1.23	1.23	1.23	1331.2	050542	2.7153	3.0511
TMCLKL	HY/2012/08	2013-10-24	AQMS2	S	15:21	15:21	24-hour TSP	202	μg/m^3	1059	6416.62	6462.00	1440	1.23	1.23	1.23	1331.2	050547	1.6894	3.0466
TMCLKL	HY/2012/08	2013-10-25	AQMS2	S	15:23	15:23	24-hour TSP	211	μg/m^3	1059	6440.62	6464.62	1440	1.23	1.23	1.23	1331.2	050552	2.7143	3.0874
TMCLKL	HY/2012/08	2013-10-26	AQMS2	S	15:25	15:25	24-hour TSP	141	μg/m^3	1059	6464.62	6488.62	1440	1.23	1.23	1.23	1331.2	050557	2.6965	2.9467
TMCLKL	HY/2012/08	2013-10-27	AQMS2	S	15:27	15:27	24-hour TSP	140	μg/m^3	1059	6488.62	6512.62	1440	1.23	1.23	1.23	1331.2	050562	2.6983	2.5470
TMCLKL	HY/2012/08	2013-10-28	AQMS2	S	15:29	15:29	24-hour TSP	152	μg/m^3	1059	6512.62	6536.62	1440	1.23	1.23	1.23	1331.2	050568	2.6920	2.9618
TMCLKL	HY/2012/08	2013-10-29	AQMS2	S	15:31	15:31	24-hour TSP	148	μg/m^3	1059	6536.62	6560.62	1440	1.23	1.23	1.23	1331.2	050577	2.7505	3.0121
TMCLKL	HY/2012/08	2013-10-30	AQMS2	S	15:33	15:33	24-hour TSP	147	μg/m^3	1059	6560.62	6584.62	1440	1.23	1.23	1.23	1331.2	050575	2.7487	3.0082
TMCLKL	HY/2012/08	2013-10-17	ASR1	S	14:45	14:45	24-hour TSP	66	μg/m^3	0146	7644.17	7668.17	1440	1.37	1.37	1.37	1972.8	050507	2.6759	2.8068
TMCLKL	HY/2012/08	2013-10-18	ASR1	S	14:47	14:47	24-hour TSP	77	μg/m^3	0146	7668.17	7692.17	1440	1.37	1.37	1.37	1972.8	050513	2.6936	2.8447
TMCLKL	HY/2012/08	2013-10-19	ASR1	S	14:49	14:51	24-hour TSP	150	μg/m^3	0146	7692.17	7716.17	1440	1.37	1.37	1.37	1972.8	050522	2.7043	3.0000
TMCLKL	HY/2012/08	2013-10-20	ASR1	S	14:53	14:53	24-hour TSP	173	μg/m^3	0146	7716.17	7740.17	1440	1.37	1.37	1.37	1972.8	050527	2.7117	3.0533
TMCLKL	HY/2012/08	2013-10-21	ASR1	S	14:55	14:55	24-hour TSP	132	μg/m^3	0146	7740.17	7764.17	1440	1.37	1.37	1.37	1972.8	050532	2.7526	3.0135
TMCLKL	HY/2012/08	2013-10-22	ASR1	S	14:57	14:57	24-hour TSP	158	μg/m^3	0146	7764.17	7788.17	1440	1.37	1.37	1.37	1972.8	050537	2.7061	3.0180
TMCLKL	HY/2012/08	2013-10-23	ASR1	S	14:59	14:59	24-hour TSP	162	μg/m^3	0146	7788.17	7812.17	1440	1.37	1.37	1.37	1972.8	050543	2.7183	3.0378
TMCLKL	HY/2012/08	2013-10-24	ASR1	S	15:01	15:01	24-hour TSP	153	μg/m^3	0146	7812.17	7836.17	1440	1.37	1.37	1.37	1972.8	050548	2.6929	2.9938
TMCLKL	HY/2012/08	2013-10-25	ASR1	S	15:03	15:03	24-hour TSP	162	μg/m^3	0146	7836.17	7860.17	1440	1.37	1.37	1.37	1932.8	050553	2.6585	2.9776
TMCLKL	HY/2012/08	2013-10-26	ASR1	S	15:05	15:05	24-hour TSP	120	μg/m^3	0146	7860.17	7884.17	1440	1.37	1.37	1.37	1932.8	050558	2.7240	2.9614
TMCLKL	HY/2012/08	2013-10-27	ASR1	S	15:07	15:07	24-hour TSP	96	μg/m^3	0146	7884.17	7908.17	1440	1.37	1.37	1.37	1972.8	050563	2.7116	2.9018
TMCLKL	HY/2012/08	2013-10-28	ASR1	S	15:09	15:09	24-hour TSP	84	μg/m^3	0146	7908.17	7932.17	1440	1.37	1.37	1.37	1936.8	050567	2.7096	2.8755
TMCLKL	HY/2012/08	2013-10-29	ASR1	S	15:11	15:11	24-hour TSP	159	μg/m^3	0146	7932.17	7956.17	1440	1.37	1.37	1.37	1972.8	050578	2.7452	3.0595
TMCLKL	HY/2012/08	2013-10-30	ASR1	S	15:13	15:13	24-hour TSP	96	μg/m^3	0146	7956.17	7980.17	1440	1.37	1.37	1.37	1972.8	050576	2.7436	2.9327
TMCLKL	HY/2012/08	2013-10-17	ASR10	S	07:44	07:44	24-hour TSP	105	μg/m^3	8162	15219.65	15246.65	1440	1.25	1.25	1.25	1800.0	050506	2.6654	2.8550
TMCLKL	HY/2012/08	2013-10-18	ASR10	S	07:46	07:46	24-hour TSP	121	μg/m^3	8162	15243.65	15267.65	1440	1.25	1.25	1.25	1800.0	050511	2.6756	2.8926
TMCLKL	HY/2012/08	2013-10-19	ASR10	S	07:48	07:48	24-hour TSP	136	μg/m^3	8162	15267.65	15291.65	1440	1.25	1.25	1.25	1800.0	050519	2.7271	2.9714
TMCLKL	HY/2012/08	2013-10-20	ASR10	S	07:50	07:50	24-hour TSP	136	μg/m^3	8162	15291.65	15315.65	1440	1.25	1.25	1.25	1800.0	050526	2.7476	2.9916
TMCLKL	HY/2012/08	2013-10-21	ASR10	S	07:52	07:52	24-hour TSP	142	μg/m^3	8162	15315.65	15339.65	1440	1.25	1.25	1.25	1800.0	050531	2.6669	2.9216
TMCLKL	HY/2012/08	2013-10-22	ASR10	S	07:54	07:54	24-hour TSP	141	μg/m^3	8162	15339.65	15363.65	1440	1.25	1.25	1.25	1800.0	050536	2.6844	2.9379
TMCLKL	HY/2012/08	2013-10-23	ASR10	S	07:56	07:56	24-hour TSP	158	μg/m^3	8162	15363.65	15363.65	1440	1.25	1.25	1.25	1800.0	050541	2.7016	2.9857
TMCLKL	HY/2012/08	2013-10-24	ASR10	S	07:58	07:58	24-hour TSP	156	μg/m^3	8162	15387.65	15411.65	1440	1.27	1.27	1.27	1800.0	050546	2.6857	2.9666
TMCLKL	HY/2012/08	2013-10-25	ASR10	S	08:00	08:00	24-hour TSP	181	μg/m^3	8162	15411.65	15436.65	1440	1.25	1.25	1.25	1800.0	050551	2.7103	3.0364
TMCLKL	HY/2012/08	2013-10-26	ASR10	S	08:02	08:02	24-hour TSP	154	μg/m^3	8162	15435.65	15459.65	1440	1.25	1.25	1.25	1800.0	050556	2.7225	2.9995
TMCLKL	HY/2012/08	2013-10-27	ASR10	S	08:04	08:04	24-hour TSP	114	μg/m^3	8162	15459.65	15473.65	1440	1.25	1.25	1.25	1800.0	050561	2.7216	2.9267
TMCLKL	HY/2012/08	2013-10-28	ASR10	S	08:06	08:06	24-hour TSP	95	μg/m^3	8165	15473.65	15497.65	1440	1.25	1.25	1.25	1800.0	050566	2.7044	2.8746
TMCLKL	HY/2012/08	2013-10-29	ASR10	S	08:08	08:08	24-hour TSP	100	μg/m^3	8162	15497.65	15521.65	1440	1.25	1.25	1.25	1800.0	050571	2.7413	2.9205

Project	Works	Date	Station	Weather	Start time	End Time (hh:mm,	Parameters	Results	units	Sample ID	Elapsed		Total sampling	Flow			Total Volume (m^3)	Filter ID	Filter	
											Initial	Final		Initial	Final	Average			Initial	Final
TMCLKL	HY/2012/08	2013-10-30	ASR10	S	08:10	08:10	24-hour TSP	65	$\mu g/m^3$	8162	15521.65	15545.65	1440	1.25	1.25	1.25	1800.0	050574	2.7535	2.8709
TMCLKL	HY/2012/08	2013-10-17	ASR5	S	07:30	07:30	24-hour TSP	146	$\mu g/m^3$	0816	17673.90	17697.90	1440	1.27	1.27	1.27	1828.8	050505	2.6642	2.9321
TMCLKL	HY/2012/08	2013-10-18	ASR5	S	07:32	07:32	24-hour TSP	156	$\mu g/m^3$	0816	17697.90	17721.90	1440	1.27	1.27	1.27	1828.8	050510	2.6958	2.9804
TMCLKL	HY/2012/08	2013-10-19	ASR5	S	07:34	07:34	24-hour TSP	197	$\mu g/m^3$	0816	17721.90	17745.90	1440	1.27	1.27	1.27	1828.8	050520	2.7091	3.0702
TMCLKL	HY/2012/08	2013-10-20	ASR5	S	07:36	07:36	24-hour TSP	109	$\mu g/m^3$	0816	17745.90	17769.90	1440	1.27	1.27	1.27	1828.8	050524	2.7091	3.0541
TMCLKL	HY/2012/08	2013-10-21	ASR5	S	07:38	07:38	24-hour TSP	202	$\mu g/m^3$	0816	17769.90	17793.90	1440	1.27	1.27	1.27	1828.8	050529	2.7274	3.0976
TMCLKL	HY/2012/08	2013-10-22	ASR5	S	07:40	07:40	24-hour TSP	187	$\mu g/m^3$	0816	17793.90	17817.90	1440	1.27	1.27	1.27	1828.8	050534	2.7170	3.0589
TMCLKL	HY/2012/08	2013-10-23	ASR5	S	07:42	07:42	24-hour TSP	176	$\mu g/m^3$	0816	17817.90	17841.90	1440	1.27	1.27	1.27	1828.8	050539	2.7090	3.0316
TMCLKL	HY/2012/08	2013-10-24	ASR5	S	07:44	07:44	24-hour TSP	218	$\mu g/m^3$	0816	17841.90	17865.90	1440	1.27	1.27	1.27	1828.8	050544	2.7509	3.0150
TMCLKL	HY/2012/08	2013-10-25	ASR5	S	07:46	07:46	24-hour TSP	249	$\mu g/m^3$	0816	17865.90	17889.90	1440	1.27	1.27	1.27	1828.8	050549	2.7250	3.1807
TMCLKL	HY/2012/08	2013-10-26	ASR5	S	07:48	07:48	24-hour TSP	198	$\mu g/m^3$	0816	17889.90	17913.90	1440	1.27	1.27	1.27	1828.8	050554	2.6980	3.0602
TMCLKL	HY/2012/08	2013-10-27	ASR5	S	07:50	07:50	24-hour TSP	138	$\mu g/m^3$	0816	17913.90	17937.90	1440	1.27	1.27	1.27	1828.8	050559	2.7278	2.9807
TMCLKL	HY/2012/08	2013-10-28	ASR5	S	07:52	07:52	24-hour TSP	135	$\mu g/m^3$	0816	17937.90	17961.90	1440	1.27	1.27	1.27	1828.8	050564	2.7080	2.9556
TMCLKL	HY/2012/08	2013-10-29	ASR5	S	07:54	07:54	24-hour TSP	124	$\mu g/m^3$	0816	17961.90	17985.90	1440	1.27	1.27	1.27	1828.8	050569	2.7461	2.9720
TMCLKL	HY/2012/08	2013-10-30	ASR5	S	07:56	07:56	24-hour TSP	97	$\mu g/m^3$	0816	17985.90	18009.90	1440	1.27	1.27	1.27	1828.8	050572	2.7341	2.9118

* Note:

S = Sunny/Fine; C = Cloudy/Overcast; R = Rainy

Project	Works	Date	Station	Results	units	Weather*	Start time	End Time	Parameters
TMCLKL	HY/2012/08	2013-10-17	AQMS1	154	$\mu g/m^3$	S	14:57	15:57	1-hour TSP
TMCLKL	HY/2012/08	2013-10-17	AQMS1	171	$\mu g/m^3$	S	15:57	16:57	1-hour TSP
TMCLKL	HY/2012/08	2013-10-17	AQMS1	165	$\mu g/m^3$	S	16:57	17:57	1-hour TSP
TMCLKL	HY/2012/08	2013-10-18	AQMS1	116	$\mu g/m^3$	S	11:05	12:05	1-hour TSP
TMCLKL	HY/2012/08	2013-10-18	AQMS1	104	$\mu g/m^3$	S	12:05	13:05	1-hour TSP
TMCLKL	HY/2012/08	2013-10-18	AQMS1	89	$\mu g/m^3$	S	13:05	14:05	1-hour TSP
TMCLKL	HY/2012/08	2013-10-19	AQMS1	116	$\mu g/m^3$	S	11:00	12:00	1-hour TSP
TMCLKL	HY/2012/08	2013-10-19	AQMS1	118	$\mu g/m^3$	S	12:00	13:00	1-hour TSP
TMCLKL	HY/2012/08	2013-10-19	AQMS1	120	$\mu g/m^3$	S	13:00	14:00	1-hour TSP
TMCLKL	HY/2012/08	2013-10-20	AQMS1	131	$\mu g/m^3$	S	11:07	12:07	1-hour TSP
TMCLKL	HY/2012/08	2013-10-20	AQMS1	128	$\mu g/m^3$	S	12:07	13:07	1-hour TSP
TMCLKL	HY/2012/08	2013-10-20	AQMS1	124	$\mu g/m^3$	S	13:07	14:07	1-hour TSP
TMCLKL	HY/2012/08	2013-10-21	AQMS1	196	$\mu g/m^3$	S	11:06	12:06	1-hour TSP
TMCLKL	HY/2012/08	2013-10-21	AQMS1	191	$\mu g/m^3$	S	12:06	13:06	1-hour TSP
TMCLKL	HY/2012/08	2013-10-21	AQMS1	187	$\mu g/m^3$	S	13:06	14:06	1-hour TSP
TMCLKL	HY/2012/08	2013-10-22	AQMS1	175	$\mu g/m^3$	S	11:05	12:05	1-hour TSP
TMCLKL	HY/2012/08	2013-10-22	AQMS1	159	$\mu g/m^3$	S	12:05	13:05	1-hour TSP
TMCLKL	HY/2012/08	2013-10-22	AQMS1	146	$\mu g/m^3$	S	13:05	14:05	1-hour TSP
TMCLKL	HY/2012/08	2013-10-23	AQMS1	173	$\mu g/m^3$	S	11:10	12:10	1-hour TSP
TMCLKL	HY/2012/08	2013-10-23	AQMS1	164	$\mu g/m^3$	S	12:10	13:10	1-hour TSP
TMCLKL	HY/2012/08	2013-10-23	AQMS1	151	$\mu g/m^3$	S	13:10	14:10	1-hour TSP
TMCLKL	HY/2012/08	2013-10-24	AQMS1	120	$\mu g/m^3$	S	11:12	12:12	1-hour TSP
TMCLKL	HY/2012/08	2013-10-24	AQMS1	107	$\mu g/m^3$	S	12:12	13:12	1-hour TSP
TMCLKL	HY/2012/08	2013-10-24	AQMS1	101	$\mu g/m^3$	S	13:12	14:12	1-hour TSP
TMCLKL	HY/2012/08	2013-10-25	AQMS1	144	$\mu g/m^3$	S	11:10	12:10	1-hour TSP
TMCLKL	HY/2012/08	2013-10-25	AQMS1	141	$\mu g/m^3$	S	12:10	13:10	1-hour TSP
TMCLKL	HY/2012/08	2013-10-25	AQMS1	145	$\mu g/m^3$	S	13:10	14:10	1-hour TSP
TMCLKL	HY/2012/08	2013-10-26	AQMS1	118	$\mu g/m^3$	S	11:09	12:09	1-hour TSP
TMCLKL	HY/2012/08	2013-10-26	AQMS1	119	$\mu g/m^3$	S	12:09	13:09	1-hour TSP
TMCLKL	HY/2012/08	2013-10-26	AQMS1	128	$\mu g/m^3$	S	13:09	14:09	1-hour TSP
TMCLKL	HY/2012/08	2013-10-27	AQMS1	120	$\mu g/m^3$	S	11:06	12:06	1-hour TSP
TMCLKL	HY/2012/08	2013-10-27	AQMS1	122	$\mu g/m^3$	S	12:06	13:06	1-hour TSP
TMCLKL	HY/2012/08	2013-10-27	AQMS1	124	$\mu g/m^3$	S	13:06	14:06	1-hour TSP
TMCLKL	HY/2012/08	2013-10-28	AQMS1	116	$\mu g/m^3$	S	11:12	12:12	1-hour TSP
TMCLKL	HY/2012/08	2013-10-28	AQMS1	129	$\mu g/m^3$	S	12:12	13:12	1-hour TSP
TMCLKL	HY/2012/08	2013-10-28	AQMS1	118	$\mu g/m^3$	S	13:12	14:12	1-hour TSP
TMCLKL	HY/2012/08	2013-10-29	AQMS1	113	$\mu g/m^3$	S	11:11	12:11	1-hour TSP
TMCLKL	HY/2012/08	2013-10-29	AQMS1	110	$\mu g/m^3$	S	12:11	13:11	1-hour TSP
TMCLKL	HY/2012/08	2013-10-29	AQMS1	100	$\mu g/m^3$	S	13:11	14:11	1-hour TSP
TMCLKL	HY/2012/08	2013-10-30	AQMS1	90	$\mu g/m^3$	S	11:15	12:15	1-hour TSP
TMCLKL	HY/2012/08	2013-10-30	AQMS1	80	$\mu g/m^3$	S	12:15	13:15	1-hour TSP
TMCLKL	HY/2012/08	2013-10-30	AQMS1	72	$\mu g/m^3$	S	13:15	14:15	1-hour TSP
TMCLKL	HY/2012/08	2013-10-17	AQMS2	170	$\mu g/m^3$	S	15:10	16:10	1-hour TSP
TMCLKL	HY/2012/08	2013-10-17	AQMS2	191	$\mu g/m^3$	S	16:10	17:10	1-hour TSP
TMCLKL	HY/2012/08	2013-10-17	AQMS2	184	$\mu g/m^3$	S	17:10	18:10	1-hour TSP
TMCLKL	HY/2012/08	2013-10-18	AQMS2	103	$\mu g/m^3$	S	16:26	17:26	1-hour TSP
TMCLKL	HY/2012/08	2013-10-18	AQMS2	96	$\mu g/m^3$	S	17:26	18:26	1-hour TSP
TMCLKL	HY/2012/08	2013-10-18	AQMS2	92	$\mu g/m^3$	S	18:26	19:26	1-hour TSP
TMCLKL	HY/2012/08	2013-10-19	AQMS2	128	$\mu g/m^3$	S	14:22	15:22	1-hour TSP
TMCLKL	HY/2012/08	2013-10-19	AQMS2	125	$\mu g/m^3$	S	15:22	16:22	1-hour TSP

Project	Works	Date	Station	Results	units	Weather*	Start time	End Time	Parameters
TMCLKL	HY/2012/08	2013-10-19	AQMS2	129	$\mu g/m^3$	S	16:22	17:22	1-hour TSP
TMCLKL	HY/2012/08	2013-10-20	AQMS2	124	$\mu g/m^3$	S	14:25	15:25	1-hour TSP
TMCLKL	HY/2012/08	2013-10-20	AQMS2	139	$\mu g/m^3$	S	15:25	16:25	1-hour TSP
TMCLKL	HY/2012/08	2013-10-20	AQMS2	137	$\mu g/m^3$	S	16:25	17:25	1-hour TSP
TMCLKL	HY/2012/08	2013-10-21	AQMS2	226	$\mu g/m^3$	S	14:30	15:30	1-hour TSP
TMCLKL	HY/2012/08	2013-10-21	AQMS2	208	$\mu g/m^3$	S	15:30	16:30	1-hour TSP
TMCLKL	HY/2012/08	2013-10-21	AQMS2	201	$\mu g/m^3$	S	16:30	17:30	1-hour TSP
TMCLKL	HY/2012/08	2013-10-22	AQMS2	157	$\mu g/m^3$	S	14:30	15:30	1-hour TSP
TMCLKL	HY/2012/08	2013-10-22	AQMS2	147	$\mu g/m^3$	S	15:30	16:30	1-hour TSP
TMCLKL	HY/2012/08	2013-10-22	AQMS2	135	$\mu g/m^3$	S	16:30	17:30	1-hour TSP
TMCLKL	HY/2012/08	2013-10-23	AQMS2	166	$\mu g/m^3$	S	14:31	15:31	1-hour TSP
TMCLKL	HY/2012/08	2013-10-23	AQMS2	172	$\mu g/m^3$	S	15:31	16:31	1-hour TSP
TMCLKL	HY/2012/08	2013-10-23	AQMS2	157	$\mu g/m^3$	S	16:31	17:31	1-hour TSP
TMCLKL	HY/2012/08	2013-10-24	AQMS2	116	$\mu g/m^3$	S	14:34	15:34	1-hour TSP
TMCLKL	HY/2012/08	2013-10-24	AQMS2	114	$\mu g/m^3$	S	15:34	16:34	1-hour TSP
TMCLKL	HY/2012/08	2013-10-24	AQMS2	110	$\mu g/m^3$	S	16:34	17:34	1-hour TSP
TMCLKL	HY/2012/08	2013-10-25	AQMS2	135	$\mu g/m^3$	S	14:31	15:31	1-hour TSP
TMCLKL	HY/2012/08	2013-10-25	AQMS2	130	$\mu g/m^3$	S	15:31	16:31	1-hour TSP
TMCLKL	HY/2012/08	2013-10-25	AQMS2	128	$\mu g/m^3$	S	16:31	17:31	1-hour TSP
TMCLKL	HY/2012/08	2013-10-26	AQMS2	156	$\mu g/m^3$	S	14:33	15:33	1-hour TSP
TMCLKL	HY/2012/08	2013-10-26	AQMS2	149	$\mu g/m^3$	S	15:33	16:33	1-hour TSP
TMCLKL	HY/2012/08	2013-10-26	AQMS2	152	$\mu g/m^3$	S	16:33	17:33	1-hour TSP
TMCLKL	HY/2012/08	2013-10-27	AQMS2	139	$\mu g/m^3$	S	14:25	15:25	1-hour TSP
TMCLKL	HY/2012/08	2013-10-27	AQMS2	120	$\mu g/m^3$	S	15:25	16:25	1-hour TSP
TMCLKL	HY/2012/08	2013-10-27	AQMS2	117	$\mu g/m^3$	S	16:25	17:25	1-hour TSP
TMCLKL	HY/2012/08	2013-10-28	AQMS2	113	$\mu g/m^3$	S	14:35	15:35	1-hour TSP
TMCLKL	HY/2012/08	2013-10-28	AQMS2	109	$\mu g/m^3$	S	15:35	16:35	1-hour TSP
TMCLKL	HY/2012/08	2013-10-28	AQMS2	114	$\mu g/m^3$	S	16:35	17:35	1-hour TSP
TMCLKL	HY/2012/08	2013-10-29	AQMS2	120	$\mu g/m^3$	S	14:33	15:33	1-hour TSP
TMCLKL	HY/2012/08	2013-10-29	AQMS2	117	$\mu g/m^3$	S	15:33	16:33	1-hour TSP
TMCLKL	HY/2012/08	2013-10-29	AQMS2	115	$\mu g/m^3$	S	16:33	17:33	1-hour TSP
TMCLKL	HY/2012/08	2013-10-30	AQMS2	86	$\mu g/m^3$	S	14:38	15:38	1-hour TSP
TMCLKL	HY/2012/08	2013-10-30	AQMS2	79	$\mu g/m^3$	S	15:38	16:38	1-hour TSP
TMCLKL	HY/2012/08	2013-10-30	AQMS2	76	$\mu g/m^3$	S	16:38	17:38	1-hour TSP
TMCLKL	HY/2012/08	2013-10-17	ASR1	151	$\mu g/m^3$	S	11:00	12:00	1-hour TSP
TMCLKL	HY/2012/08	2013-10-17	ASR1	153	$\mu g/m^3$	S	12:00	13:00	1-hour TSP
TMCLKL	HY/2012/08	2013-10-17	ASR1	160	$\mu g/m^3$	S	13:00	14:00	1-hour TSP
TMCLKL	HY/2012/08	2013-10-18	ASR1	98	$\mu g/m^3$	S	14:15	15:15	1-hour TSP
TMCLKL	HY/2012/08	2013-10-18	ASR1	95	$\mu g/m^3$	S	15:15	16:15	1-hour TSP
TMCLKL	HY/2012/08	2013-10-18	ASR1	97	$\mu g/m^3$	S	16:15	17:15	1-hour TSP
TMCLKL	HY/2012/08	2013-10-19	ASR1	119	$\mu g/m^3$	S	14:10	15:10	1-hour TSP
TMCLKL	HY/2012/08	2013-10-19	ASR1	126	$\mu g/m^3$	S	15:10	16:10	1-hour TSP
TMCLKL	HY/2012/08	2013-10-19	ASR1	124	$\mu g/m^3$	S	16:10	17:10	1-hour TSP
TMCLKL	HY/2012/08	2013-10-20	ASR1	140	$\mu g/m^3$	S	14:16	15:16	1-hour TSP
TMCLKL	HY/2012/08	2013-10-20	ASR1	142	$\mu g/m^3$	S	15:16	16:16	1-hour TSP
TMCLKL	HY/2012/08	2013-10-20	ASR1	133	$\mu g/m^3$	S	16:16	17:16	1-hour TSP
TMCLKL	HY/2012/08	2013-10-21	ASR1	182	$\mu g/m^3$	S	14:20	15:20	1-hour TSP
TMCLKL	HY/2012/08	2013-10-21	ASR1	176	$\mu g/m^3$	S	15:20	16:20	1-hour TSP
TMCLKL	HY/2012/08	2013-10-21	ASR1	173	$\mu g/m^3$	S	16:20	17:20	1-hour TSP
TMCLKL	HY/2012/08	2013-10-22	ASR1	134	$\mu g/m^3$	S	14:20	15:20	1-hour TSP

Project	Works	Date	Station	Results	units	Weather*	Start time	End Time	Parameters
TMCLKL	HY/2012/08	2013-10-22	ASR1	152	$\mu g/m^3$	S	15:20	16:20	1-hour TSP
TMCLKL	HY/2012/08	2013-10-22	ASR1	132	$\mu g/m^3$	S	16:20	17:20	1-hour TSP
TMCLKL	HY/2012/08	2013-10-23	ASR1	160	$\mu g/m^3$	S	14:22	15:22	1-hour TSP
TMCLKL	HY/2012/08	2013-10-23	ASR1	152	$\mu g/m^3$	S	15:22	16:22	1-hour TSP
TMCLKL	HY/2012/08	2013-10-23	ASR1	136	$\mu g/m^3$	S	16:22	17:22	1-hour TSP
TMCLKL	HY/2012/08	2013-10-24	ASR1	118	$\mu g/m^3$	S	14:25	15:25	1-hour TSP
TMCLKL	HY/2012/08	2013-10-24	ASR1	107	$\mu g/m^3$	S	15:25	16:25	1-hour TSP
TMCLKL	HY/2012/08	2013-10-24	ASR1	109	$\mu g/m^3$	S	16:25	17:25	1-hour TSP
TMCLKL	HY/2012/08	2013-10-25	ASR1	136	$\mu g/m^3$	S	14:22	15:22	1-hour TSP
TMCLKL	HY/2012/08	2013-10-25	ASR1	127	$\mu g/m^3$	S	15:22	16:22	1-hour TSP
TMCLKL	HY/2012/08	2013-10-25	ASR1	125	$\mu g/m^3$	S	16:22	17:22	1-hour TSP
TMCLKL	HY/2012/08	2013-10-26	ASR1	150	$\mu g/m^3$	S	14:22	15:22	1-hour TSP
TMCLKL	HY/2012/08	2013-10-26	ASR1	148	$\mu g/m^3$	S	15:22	16:22	1-hour TSP
TMCLKL	HY/2012/08	2013-10-26	ASR1	145	$\mu g/m^3$	S	16:22	17:22	1-hour TSP
TMCLKL	HY/2012/08	2013-10-27	ASR1	123	$\mu g/m^3$	S	14:15	15:15	1-hour TSP
TMCLKL	HY/2012/08	2013-10-27	ASR1	112	$\mu g/m^3$	S	15:15	16:15	1-hour TSP
TMCLKL	HY/2012/08	2013-10-27	ASR1	111	$\mu g/m^3$	S	16:15	17:15	1-hour TSP
TMCLKL	HY/2012/08	2013-10-28	ASR1	105	$\mu g/m^3$	S	14:27	15:27	1-hour TSP
TMCLKL	HY/2012/08	2013-10-28	ASR1	107	$\mu g/m^3$	S	15:27	16:27	1-hour TSP
TMCLKL	HY/2012/08	2013-10-28	ASR1	101	$\mu g/m^3$	S	16:27	17:27	1-hour TSP
TMCLKL	HY/2012/08	2013-10-29	ASR1	93	$\mu g/m^3$	S	14:23	15:23	1-hour TSP
TMCLKL	HY/2012/08	2013-10-29	ASR1	90	$\mu g/m^3$	S	15:23	16:23	1-hour TSP
TMCLKL	HY/2012/08	2013-10-29	ASR1	96	$\mu g/m^3$	S	16:23	17:23	1-hour TSP
TMCLKL	HY/2012/08	2013-10-30	ASR1	73	$\mu g/m^3$	S	14:30	15:30	1-hour TSP
TMCLKL	HY/2012/08	2013-10-30	ASR1	67	$\mu g/m^3$	S	15:30	16:30	1-hour TSP
TMCLKL	HY/2012/08	2013-10-30	ASR1	65	$\mu g/m^3$	S	16:30	17:30	1-hour TSP
TMCLKL	HY/2012/08	2013-10-17	ASR10	187	$\mu g/m^3$	S	07:46	08:46	1-hour TSP
TMCLKL	HY/2012/08	2013-10-17	ASR10	175	$\mu g/m^3$	S	08:46	09:46	1-hour TSP
TMCLKL	HY/2012/08	2013-10-17	ASR10	143	$\mu g/m^3$	S	09:46	10:46	1-hour TSP
TMCLKL	HY/2012/08	2013-10-18	ASR10	114	$\mu g/m^3$	S	07:50	08:50	1-hour TSP
TMCLKL	HY/2012/08	2013-10-18	ASR10	116	$\mu g/m^3$	S	08:50	09:50	1-hour TSP
TMCLKL	HY/2012/08	2013-10-18	ASR10	95	$\mu g/m^3$	S	09:50	10:50	1-hour TSP
TMCLKL	HY/2012/08	2013-10-19	ASR10	127	$\mu g/m^3$	S	07:50	08:50	1-hour TSP
TMCLKL	HY/2012/08	2013-10-19	ASR10	133	$\mu g/m^3$	S	08:50	09:50	1-hour TSP
TMCLKL	HY/2012/08	2013-10-19	ASR10	123	$\mu g/m^3$	S	09:50	10:50	1-hour TSP
TMCLKL	HY/2012/08	2013-10-20	ASR10	149	$\mu g/m^3$	S	07:55	08:55	1-hour TSP
TMCLKL	HY/2012/08	2013-10-20	ASR10	137	$\mu g/m^3$	S	08:55	09:55	1-hour TSP
TMCLKL	HY/2012/08	2013-10-20	ASR10	143	$\mu g/m^3$	S	09:55	10:55	1-hour TSP
TMCLKL	HY/2012/08	2013-10-21	ASR10	215	$\mu g/m^3$	S	07:55	08:55	1-hour TSP
TMCLKL	HY/2012/08	2013-10-21	ASR10	210	$\mu g/m^3$	S	08:55	09:55	1-hour TSP
TMCLKL	HY/2012/08	2013-10-21	ASR10	190	$\mu g/m^3$	S	09:55	10:55	1-hour TSP
TMCLKL	HY/2012/08	2013-10-22	ASR10	174	$\mu g/m^3$	S	07:56	08:56	1-hour TSP
TMCLKL	HY/2012/08	2013-10-22	ASR10	155	$\mu g/m^3$	S	08:56	09:56	1-hour TSP
TMCLKL	HY/2012/08	2013-10-22	ASR10	143	$\mu g/m^3$	S	09:56	10:56	1-hour TSP
TMCLKL	HY/2012/08	2013-10-23	ASR10	169	$\mu g/m^3$	S	07:58	08:58	1-hour TSP
TMCLKL	HY/2012/08	2013-10-23	ASR10	165	$\mu g/m^3$	S	08:58	09:58	1-hour TSP
TMCLKL	HY/2012/08	2013-10-23	ASR10	153	$\mu g/m^3$	S	09:58	10:58	1-hour TSP
TMCLKL	HY/2012/08	2013-10-24	ASR10	124	$\mu g/m^3$	S	08:00	09:00	1-hour TSP
TMCLKL	HY/2012/08	2013-10-24	ASR10	119	$\mu g/m^3$	S	09:00	10:00	1-hour TSP
TMCLKL	HY/2012/08	2013-10-24	ASR10	116	$\mu g/m^3$	S	10:00	11:00	1-hour TSP

Project	Works	Date	Station	Results	units	Weather*	Start time	End Time	Parameters
TMCLKL	HY/2012/08	2013-10-25	ASR10	140	$\mu g/m^3$	S	08:02	09:02	1-hour TSP
TMCLKL	HY/2012/08	2013-10-25	ASR10	131	$\mu g/m^3$	S	09:02	10:02	1-hour TSP
TMCLKL	HY/2012/08	2013-10-25	ASR10	135	$\mu g/m^3$	S	10:02	11:02	1-hour TSP
TMCLKL	HY/2012/08	2013-10-26	ASR10	121	$\mu g/m^3$	S	08:00	09:00	1-hour TSP
TMCLKL	HY/2012/08	2013-10-26	ASR10	123	$\mu g/m^3$	S	09:00	10:00	1-hour TSP
TMCLKL	HY/2012/08	2013-10-26	ASR10	126	$\mu g/m^3$	S	10:00	11:00	1-hour TSP
TMCLKL	HY/2012/08	2013-10-27	ASR10	133	$\mu g/m^3$	S	07:55	08:55	1-hour TSP
TMCLKL	HY/2012/08	2013-10-27	ASR10	115	$\mu g/m^3$	S	08:55	09:55	1-hour TSP
TMCLKL	HY/2012/08	2013-10-27	ASR10	114	$\mu g/m^3$	S	08:55	10:55	1-hour TSP
TMCLKL	HY/2012/08	2013-10-28	ASR10	126	$\mu g/m^3$	S	08:03	09:03	1-hour TSP
TMCLKL	HY/2012/08	2013-10-28	ASR10	124	$\mu g/m^3$	S	09:03	10:03	1-hour TSP
TMCLKL	HY/2012/08	2013-10-28	ASR10	120	$\mu g/m^3$	S	10:03	11:03	1-hour TSP
TMCLKL	HY/2012/08	2013-10-29	ASR10	95	$\mu g/m^3$	S	08:00	09:00	1-hour TSP
TMCLKL	HY/2012/08	2013-10-29	ASR10	105	$\mu g/m^3$	S	09:00	10:00	1-hour TSP
TMCLKL	HY/2012/08	2013-10-29	ASR10	102	$\mu g/m^3$	S	10:00	11:00	1-hour TSP
TMCLKL	HY/2012/08	2013-10-30	ASR10	81	$\mu g/m^3$	S	08:05	09:05	1-hour TSP
TMCLKL	HY/2012/08	2013-10-30	ASR10	74	$\mu g/m^3$	S	09:05	10:05	1-hour TSP
TMCLKL	HY/2012/08	2013-10-30	ASR10	70	$\mu g/m^3$	S	10:05	11:05	1-hour TSP
TMCLKL	HY/2012/08	2013-10-17	ASR5	188	$\mu g/m^3$	S	07:25	08:25	1-hour TSP
TMCLKL	HY/2012/08	2013-10-17	ASR5	178	$\mu g/m^3$	S	08:25	09:25	1-hour TSP
TMCLKL	HY/2012/08	2013-10-17	ASR5	142	$\mu g/m^3$	S	09:25	10:25	1-hour TSP
TMCLKL	HY/2012/08	2013-10-18	ASR5	108	$\mu g/m^3$	S	07:35	08:35	1-hour TSP
TMCLKL	HY/2012/08	2013-10-18	ASR5	118	$\mu g/m^3$	S	08:35	09:35	1-hour TSP
TMCLKL	HY/2012/08	2013-10-18	ASR5	107	$\mu g/m^3$	S	09:35	10:35	1-hour TSP
TMCLKL	HY/2012/08	2013-10-19	ASR5	131	$\mu g/m^3$	S	07:37	08:37	1-hour TSP
TMCLKL	HY/2012/08	2013-10-19	ASR5	130	$\mu g/m^3$	S	08:37	09:37	1-hour TSP
TMCLKL	HY/2012/08	2013-10-19	ASR5	128	$\mu g/m^3$	S	09:37	10:37	1-hour TSP
TMCLKL	HY/2012/08	2013-10-20	ASR5	145	$\mu g/m^3$	S	07:38	08:38	1-hour TSP
TMCLKL	HY/2012/08	2013-10-20	ASR5	137	$\mu g/m^3$	S	08:38	09:38	1-hour TSP
TMCLKL	HY/2012/08	2013-10-20	ASR5	135	$\mu g/m^3$	S	09:38	10:38	1-hour TSP
TMCLKL	HY/2012/08	2013-10-21	ASR5	211	$\mu g/m^3$	S	07:35	08:35	1-hour TSP
TMCLKL	HY/2012/08	2013-10-21	ASR5	199	$\mu g/m^3$	S	08:35	09:35	1-hour TSP
TMCLKL	HY/2012/08	2013-10-21	ASR5	194	$\mu g/m^3$	S	09:35	10:35	1-hour TSP
TMCLKL	HY/2012/08	2013-10-22	ASR5	178	$\mu g/m^3$	S	07:38	08:38	1-hour TSP
TMCLKL	HY/2012/08	2013-10-22	ASR5	165	$\mu g/m^3$	S	08:38	09:38	1-hour TSP
TMCLKL	HY/2012/08	2013-10-22	ASR5	154	$\mu g/m^3$	S	09:38	10:38	1-hour TSP
TMCLKL	HY/2012/08	2013-10-23	ASR5	172	$\mu g/m^3$	S	07:40	08:40	1-hour TSP
TMCLKL	HY/2012/08	2013-10-23	ASR5	168	$\mu g/m^3$	S	08:40	09:40	1-hour TSP
TMCLKL	HY/2012/08	2013-10-23	ASR5	161	$\mu g/m^3$	S	09:40	10:40	1-hour TSP
TMCLKL	HY/2012/08	2013-10-24	ASR5	130	$\mu g/m^3$	S	07:41	08:41	1-hour TSP
TMCLKL	HY/2012/08	2013-10-24	ASR5	133	$\mu g/m^3$	S	08:41	09:41	1-hour TSP
TMCLKL	HY/2012/08	2013-10-24	ASR5	137	$\mu g/m^3$	S	09:41	10:41	1-hour TSP
TMCLKL	HY/2012/08	2013-10-25	ASR5	139	$\mu g/m^3$	S	07:44	08:44	1-hour TSP
TMCLKL	HY/2012/08	2013-10-25	ASR5	143	$\mu g/m^3$	S	08:44	09:44	1-hour TSP
TMCLKL	HY/2012/08	2013-10-25	ASR5	146	$\mu g/m^3$	S	09:44	10:44	1-hour TSP
TMCLKL	HY/2012/08	2013-10-26	ASR5	120	$\mu g/m^3$	S	07:45	08:45	1-hour TSP
TMCLKL	HY/2012/08	2013-10-26	ASR5	122	$\mu g/m^3$	S	08:45	09:45	1-hour TSP
TMCLKL	HY/2012/08	2013-10-26	ASR5	127	$\mu g/m^3$	S	09:45	10:45	1-hour TSP
TMCLKL	HY/2012/08	2013-10-27	ASR5	136	$\mu g/m^3$	S	07:45	08:45	1-hour TSP
TMCLKL	HY/2012/08	2013-10-27	ASR5	120	$\mu g/m^3$	S	08:45	09:45	1-hour TSP

Project	Works	Date	Station	Results	units	Weather*	Start time	End Time	Parameters
TMCLKL	HY/2012/08	2013-10-27	ASR5	116	$\mu g/m^3$	S	09:45	10:45	1-hour TSP
TMCLKL	HY/2012/08	2013-10-28	ASR5	130	$\mu g/m^3$	S	07:50	08:50	1-hour TSP
TMCLKL	HY/2012/08	2013-10-28	ASR5	132	$\mu g/m^3$	S	08:50	09:50	1-hour TSP
TMCLKL	HY/2012/08	2013-10-28	ASR5	127	$\mu g/m^3$	S	09:50	10:50	1-hour TSP
TMCLKL	HY/2012/08	2013-10-29	ASR5	106	$\mu g/m^3$	S	07:50	08:50	1-hour TSP
TMCLKL	HY/2012/08	2013-10-29	ASR5	112	$\mu g/m^3$	S	08:50	09:50	1-hour TSP
TMCLKL	HY/2012/08	2013-10-29	ASR5	114	$\mu g/m^3$	S	09:50	10:50	1-hour TSP
TMCLKL	HY/2012/08	2013-10-30	ASR5	86	$\mu g/m^3$	S	07:52	08:52	1-hour TSP
TMCLKL	HY/2012/08	2013-10-30	ASR5	82	$\mu g/m^3$	S	08:52	09:52	1-hour TSP
TMCLKL	HY/2012/08	2013-10-30	ASR5	77	$\mu g/m^3$	S	09:52	10:52	1-hour TSP

* Note:

S = Sunny/Fine; C = Cloudy/Overcast; R = Rainy

Date	Time (24 hrs)	Average of Wind Direction (degree)	Average of Wind Speed (m/s)	Average Pressure (mbar)	Average Humidity (%)	Average Temperature (°C)
17-Oct-13	17:00	112.8	2.4	1014.4	68.5	25.0
17-Oct-13	18:00	98.6	2.7	1014.8	68.8	24.5
17-Oct-13	19:00	116.4	1.6	1015.3	67.1	24.4
17-Oct-13	20:00	128.9	1.0	1016.0	66.8	24.2
17-Oct-13	21:00	91.6	1.6	1016.2	67.6	24.3
17-Oct-13	22:00	87.0	1.8	1016.1	69.1	24.3
17-Oct-13	23:00	88.5	1.5	1016.1	70.1	24.1
18-Oct-13	0:00	117.3	1.2	1015.9	69.8	23.8
18-Oct-13	1:00	158.4	1.3	1015.7	70.9	23.9
18-Oct-13	2:00	118.0	1.6	1015.5	72.0	23.9
18-Oct-13	3:00	105.5	1.6	1015.4	72.7	23.6
18-Oct-13	4:00	108.2	1.6	1015.2	72.5	23.3
18-Oct-13	5:00	114.0	1.3	1015.6	71.0	23.2
18-Oct-13	6:00	111.4	1.5	1016.2	69.5	23.2
18-Oct-13	7:00	91.9	1.8	1016.7	64.7	23.9
18-Oct-13	8:00	117.0	2.1	1017.2	62.0	24.6
18-Oct-13	9:00	118.1	2.3	1017.3	56.6	25.8
18-Oct-13	10:00	125.9	2.0	1017.1	49.4	27.1
18-Oct-13	11:00	126.9	2.3	1016.4	43.6	28.3
18-Oct-13	12:00	139.0	2.4	1015.5	40.7	29.0
18-Oct-13	13:00	139.4	1.9	1014.6	39.5	29.7
18-Oct-13	14:00	134.9	1.8	1013.8	40.3	29.9
18-Oct-13	15:00	170.1	1.2	1013.7	42.6	29.2
18-Oct-13	16:00	202.4	1.8	1013.7	44.5	28.8
18-Oct-13	17:00	228.6	0.7	1014.2	58.6	27.3
18-Oct-13	18:00	277.8	0.8	1014.5	59.8	25.7
18-Oct-13	19:00	224.3	1.3	1015.3	56.6	25.7
18-Oct-13	20:00	160.4	1.3	1016.0	57.2	25.5
18-Oct-13	21:00	152.0	1.5	1016.4	57.0	25.1
18-Oct-13	22:00	107.3	1.7	1016.4	56.7	24.8
18-Oct-13	23:00	167.4	1.9	1016.3	58.5	24.3
19-Oct-13	0:00	149.5	2.4	1015.8	58.1	24.1
19-Oct-13	1:00	114.6	2.6	1015.2	58.8	23.9
19-Oct-13	2:00	93.6	3.1	1014.7	60.3	23.6
19-Oct-13	3:00	87.2	3.1	1014.4	59.9	23.4
19-Oct-13	4:00	90.0	2.9	1014.4	60.6	23.1
19-Oct-13	5:00	117.5	2.5	1015.0	61.1	22.7
19-Oct-13	6:00	100.2	2.1	1015.6	61.6	22.5
19-Oct-13	7:00	119.5	2.4	1016.4	59.9	22.8
19-Oct-13	8:00	115.8	2.9	1017.0	55.2	24.2
19-Oct-13	9:00	91.2	3.2	1017.1	52.2	25.2
19-Oct-13	10:00	105.3	2.3	1017.0	48.2	26.8
19-Oct-13	11:00	122.4	2.1	1016.3	46.8	27.6
19-Oct-13	12:00	114.0	2.1	1015.2	43.6	28.6
19-Oct-13	13:00	133.3	2.0	1014.2	41.6	29.2
19-Oct-13	14:00	107.1	2.0	1013.4	40.7	29.4
19-Oct-13	15:00	217.2	1.4	1013.1	42.6	29.3
19-Oct-13	16:00	224.8	1.0	1013.1	43.1	29.2
19-Oct-13	17:00	287.5	1.1	1013.3	51.1	27.4
19-Oct-13	18:00	298.7	1.4	1013.7	56.6	26.0
19-Oct-13	19:00	251.9	0.9	1014.4	56.3	25.8
19-Oct-13	20:00	272.6	0.7	1015.0	60.9	24.9
19-Oct-13	21:00	266.5	0.6	1015.2	63.4	24.5

Date	Time (24 hrs)	Average of Wind Direction (degree)	Average of Wind Speed (m/s)	Average Pressure (mbar)	Average Humidity (%)	Average Temperature (°C)
19-Oct-13	22:00	288.9	0.7	1015.1	65.4	23.8
19-Oct-13	23:00	288.0	0.7	1014.7	65.2	23.5
20-Oct-13	0:00	253.5	0.5	1014.3	64.8	23.4
20-Oct-13	1:00	239.4	0.5	1014.0	64.9	23.3
20-Oct-13	2:00	193.4	0.9	1013.7	61.9	23.7
20-Oct-13	3:00	152.4	1.4	1013.5	62.2	23.7
20-Oct-13	4:00	130.0	1.3	1013.7	64.4	23.3
20-Oct-13	5:00	161.7	1.1	1014.2	65.4	22.6
20-Oct-13	6:00	202.4	1.7	1014.8	63.0	22.4
20-Oct-13	7:00	115.5	3.5	1014.8	56.4	23.4
20-Oct-13	8:00	97.8	2.4	1015.1	53.4	24.7
20-Oct-13	9:00	101.9	1.8	1015.3	50.2	26.1
20-Oct-13	10:00	115.9	1.6	1014.9	47.7	27.5
20-Oct-13	11:00	122.2	1.5	1014.1	46.6	28.3
20-Oct-13	12:00	159.6	1.1	1013.1	45.5	29.2
20-Oct-13	13:00	213.7	1.0	1012.1	43.9	30.2
20-Oct-13	14:00	241.2	1.4	1011.2	47.0	29.4
20-Oct-13	15:00	268.6	1.7	1011.0	48.0	28.9
20-Oct-13	16:00	280.6	1.8	1010.9	51.4	28.1
20-Oct-13	17:00	282.8	1.0	1011.1	56.5	27.2
20-Oct-13	18:00	246.7	1.7	1011.7	54.3	26.5
20-Oct-13	19:00	208.8	1.1	1012.0	53.4	26.6
20-Oct-13	20:00	243.4	0.6	1012.7	63.4	25.2
20-Oct-13	21:00	203.2	0.6	1013.1	68.2	25.0
20-Oct-13	22:00	225.6	0.6	1013.0	72.3	24.6
20-Oct-13	23:00	260.1	0.7	1012.9	74.8	24.1
21-Oct-13	0:00	207.9	0.7	1012.6	68.4	24.0
21-Oct-13	1:00	129.8	1.8	1012.2	62.4	24.2
21-Oct-13	2:00	116.5	2.6	1011.9	61.6	23.8
21-Oct-13	3:00	100.7	3.4	1011.7	61.1	23.4
21-Oct-13	4:00	99.1	3.7	1011.5	61.4	23.0
21-Oct-13	5:00	92.8	3.7	1011.9	60.5	22.9
21-Oct-13	6:00	97.1	3.3	1012.5	60.5	23.1
21-Oct-13	7:00	104.9	3.0	1013.3	60.5	23.2
21-Oct-13	8:00	111.9	2.3	1013.8	58.4	24.2
21-Oct-13	9:00	99.1	2.2	1014.1	54.2	25.7
21-Oct-13	10:00	97.8	2.2	1013.9	51.1	26.9
21-Oct-13	11:00	158.6	1.4	1013.1	48.9	28.2
21-Oct-13	12:00	193.8	1.0	1012.1	47.6	29.1
21-Oct-13	13:00	245.9	1.7	1011.3	50.3	28.4
21-Oct-13	14:00	267.7	1.9	1010.8	50.9	28.1
21-Oct-13	15:00	276.8	1.8	1010.7	52.0	28.1
21-Oct-13	16:00	273.8	1.4	1010.7	54.3	27.7
21-Oct-13	17:00	238.8	1.3	1011.0	56.6	27.1
21-Oct-13	18:00	94.7	1.3	1011.5	67.1	26.2
21-Oct-13	18:00	97.8	1.5	1011.9	68.7	26.0
21-Oct-13	19:00	97.6	1.8	1012.4	70.6	25.7
21-Oct-13	20:00	90.9	1.6	1013.2	71.1	25.6
21-Oct-13	21:00	93.8	1.6	1013.5	71.7	25.5
21-Oct-13	22:00	105.8	1.7	1013.3	67.0	25.4
21-Oct-13	23:00	145.4	1.2	1013.2	62.3	25.0
22-Oct-13	0:00	124.8	1.1	1013.1	62.4	24.6
22-Oct-13	1:00	213.1	0.8	1012.9	65.2	23.8

Date	Time (24 hrs)	Average of Wind Direction (degree)	Average of Wind Speed (m/s)	Average Pressure (mbar)	Average Humidity (%)	Average Temperature (°C)
22-Oct-13	2:00	135.5	1.3	1012.6	63.8	23.8
22-Oct-13	3:00	145.4	1.0	1012.3	63.1	23.8
22-Oct-13	4:00	175.1	1.1	1012.5	62.3	23.4
22-Oct-13	5:00	176.0	0.8	1013.2	64.1	23.0
22-Oct-13	6:00	180.5	1.8	1013.8	65.2	22.6
22-Oct-13	7:00	97.9	3.3	1014.3	60.4	23.7
22-Oct-13	8:00	110.1	3.7	1014.7	56.7	24.8
22-Oct-13	9:00	118.6	2.9	1014.9	51.9	26.1
22-Oct-13	10:00	116.1	2.3	1014.6	46.8	27.5
22-Oct-13	11:00	112.0	2.1	1013.7	43.1	28.6
22-Oct-13	12:00	169.1	1.4	1012.8	40.8	29.6
22-Oct-13	13:00	184.3	1.1	1011.9	41.3	29.7
22-Oct-13	14:00	203.0	1.3	1011.0	39.0	30.3
22-Oct-13	15:00	189.0	1.6	1010.8	36.5	30.6
22-Oct-13	16:00	186.1	1.7	1011.0	41.0	29.6
22-Oct-13	17:00	89.8	1.4	1011.2	57.7	27.3
23-Oct-13	18:00	290.2	1.5	1010.0	36.5	24.8
23-Oct-13	19:00	204.9	0.9	1010.8	34.3	25.4
23-Oct-13	20:00	269.4	0.7	1011.3	44.2	23.5
23-Oct-13	21:00	275.1	0.7	1011.5	47.3	22.7
23-Oct-13	22:00	242.7	1.0	1011.6	43.1	23.3
23-Oct-13	23:00	158.1	1.3	1011.5	38.9	23.8
24-Oct-13	0:00	187.2	1.0	1011.0	39.1	23.6
24-Oct-13	1:00	267.8	0.6	1010.7	49.5	21.5
24-Oct-13	2:00	249.7	0.5	1010.5	51.3	21.2
24-Oct-13	3:00	256.8	0.5	1010.4	54.5	20.3
24-Oct-13	4:00	235.9	0.5	1010.4	50.2	20.5
24-Oct-13	5:00	265.2	0.6	1010.9	53.0	19.8
24-Oct-13	6:00	240.9	0.5	1011.7	55.9	19.3
24-Oct-13	7:00	165.1	1.5	1012.2	43.8	21.8
24-Oct-13	8:00	139.5	2.8	1012.5	37.9	23.4
24-Oct-13	9:00	116.5	4.2	1012.4	34.4	24.8
24-Oct-13	10:00	123.6	4.3	1011.8	31.7	25.9
24-Oct-13	11:00	118.5	2.4	1010.9	29.1	27.3
24-Oct-13	12:00	182.7	2.0	1009.9	27.5	28.4
24-Oct-13	13:00	260.7	1.9	1008.8	27.5	28.7
24-Oct-13	14:00	258.6	2.2	1008.1	26.6	28.9
24-Oct-13	15:00	233.4	1.6	1007.8	25.9	29.1
24-Oct-13	16:00	255.0	1.3	1007.9	28.2	28.3
24-Oct-13	17:00	263.7	1.3	1008.5	30.2	26.6
24-Oct-13	18:00	284.6	1.5	1008.8	31.3	25.8
24-Oct-13	19:00	247.6	0.7	1009.5	38.1	23.8
24-Oct-13	20:00	178.9	0.5	1010.0	37.0	24.0
24-Oct-13	21:00	254.2	0.5	1010.3	37.2	23.5
24-Oct-13	22:00	234.2	0.6	1010.7	36.8	23.3
24-Oct-13	23:00	193.7	0.9	1010.9	33.2	23.7
25-Oct-13	0:00	148.4	2.1	1010.9	32.6	23.8
25-Oct-13	1:00	110.2	3.5	1010.8	34.6	23.2
25-Oct-13	2:00	103.4	2.5	1011.2	37.0	22.7
25-Oct-13	3:00	97.0	2.0	1011.4	38.7	22.4
25-Oct-13	4:00	127.6	1.6	1011.4	38.7	22.1
25-Oct-13	5:00	129.5	2.3	1012.0	38.2	22.0
25-Oct-13	6:00	152.3	2.1	1012.7	38.1	22.1

Date	Time (24 hrs)	Average of Wind Direction (degree)	Average of Wind Speed (m/s)	Average Pressure (mbar)	Average Humidity (%)	Average Temperature (°C)
25-Oct-13	7:00	197.8	1.0	1013.4	38.1	22.4
25-Oct-13	8:00	124.6	2.0	1014.1	36.3	23.5
25-Oct-13	9:00	138.8	3.2	1014.3	33.2	24.5
25-Oct-13	10:00	124.9	3.0	1013.9	31.2	25.8
25-Oct-13	11:00	114.6	2.8	1013.2	27.2	26.8
25-Oct-13	12:00	127.6	2.1	1012.4	26.1	27.9
25-Oct-13	13:00	152.9	2.4	1011.6	22.0	28.4
25-Oct-13	14:00	141.6	2.1	1011.0	21.2	28.6
25-Oct-13	15:00	260.9	1.9	1011.0	23.1	28.3
25-Oct-13	16:00	213.7	1.6	1011.4	22.3	27.6
25-Oct-13	17:00	184.0	1.9	1011.6	23.5	26.7
25-Oct-13	18:00	265.7	1.6	1012.3	26.7	24.7
25-Oct-13	19:00	251.9	0.5	1013.0	33.6	22.9
25-Oct-13	20:00	238.3	0.8	1013.7	32.9	22.5
25-Oct-13	21:00	182.7	1.4	1014.0	27.8	23.2
25-Oct-13	22:00	174.2	1.9	1014.0	28.9	22.9
25-Oct-13	23:00	115.7	3.0	1014.0	30.7	22.5
26-Oct-13	0:00	132.8	3.3	1014.0	31.7	21.8
26-Oct-13	1:00	157.5	3.8	1013.8	32.0	21.3
26-Oct-13	2:00	120.3	3.7	1014.0	32.8	20.8
26-Oct-13	3:00	145.8	3.6	1014.2	33.5	20.4
26-Oct-13	4:00	128.8	3.7	1014.0	34.5	19.9
26-Oct-13	5:00	126.1	3.7	1014.4	34.9	19.5
26-Oct-13	6:00	108.5	3.5	1015.5	35.2	19.4
26-Oct-13	7:00	102.1	4.1	1016.2	35.1	19.7
26-Oct-13	8:00	111.2	3.9	1017.0	34.0	20.7
26-Oct-13	9:00	120.8	3.2	1017.8	31.9	22.1
26-Oct-13	10:00	135.6	2.6	1017.4	30.2	23.7
26-Oct-13	11:00	131.1	1.6	1016.6	29.7	25.2
26-Oct-13	12:00	225.2	1.2	1015.6	30.2	26.3
26-Oct-13	13:00	229.5	1.6	1014.7	30.1	26.5
26-Oct-13	14:00	243.6	1.3	1014.1	32.7	26.5
26-Oct-13	15:00	268.5	1.5	1014.0	34.1	25.8
26-Oct-13	16:00	263.5	1.1	1014.2	34.7	25.5
26-Oct-13	17:00	212.2	0.8	1014.5	43.2	24.4
26-Oct-13	18:00	177.1	0.9	1014.5	49.1	23.7
26-Oct-13	18:00	193.0	1.0	1014.6	51.7	23.4
26-Oct-13	19:00	148.2	1.1	1015.2	53.8	22.7
26-Oct-13	20:00	248.6	0.7	1015.6	55.9	21.2
26-Oct-13	21:00	139.8	1.0	1016.0	53.2	21.3
26-Oct-13	22:00	121.6	1.2	1015.9	55.7	21.5
26-Oct-13	23:00	112.5	0.8	1016.1	59.8	21.0
27-Oct-13	0:00	144.6	0.9	1015.6	60.9	20.6
27-Oct-13	1:00	268.8	0.6	1015.5	64.3	19.7
27-Oct-13	2:00	159.4	0.7	1015.4	61.9	20.3
27-Oct-13	3:00	140.0	1.0	1015.2	63.8	20.2
27-Oct-13	4:00	132.0	1.2	1015.0	67.0	20.0
27-Oct-13	5:00	98.1	1.0	1015.5	68.6	19.9
27-Oct-13	6:00	138.5	1.2	1015.9	71.3	19.6
27-Oct-13	7:00	109.9	1.4	1016.4	65.5	20.9
27-Oct-13	8:00	102.5	1.8	1017.1	62.6	21.9
27-Oct-13	9:00	125.3	1.5	1017.6	56.2	23.2
27-Oct-13	10:00	144.6	1.6	1017.4	51.6	24.3

Date	Time (24 hrs)	Average of Wind Direction (degree)	Average of Wind Speed (m/s)	Average Pressure (mbar)	Average Humidity (%)	Average Temperature (°C)
27-Oct-13	11:00	154.1	1.3	1016.7	50.2	25.2
27-Oct-13	12:00	154.3	1.4	1016.0	49.8	25.8
27-Oct-13	13:00	143.7	1.7	1014.9	48.0	25.9
27-Oct-13	14:00	155.8	1.7	1014.2	46.8	26.0
27-Oct-13	15:00	149.9	2.2	1014.0	54.5	24.3
27-Oct-13	16:00	137.5	2.5	1014.2	51.0	24.1
27-Oct-13	17:00	122.9	2.4	1014.2	50.6	23.5
27-Oct-13	18:00	106.9	1.7	1014.2	50.8	23.2
27-Oct-13	19:00	174.4	0.7	1015.5	52.9	21.9
27-Oct-13	20:00	155.1	0.9	1016.1	60.0	21.6
27-Oct-13	21:00	129.4	0.9	1016.3	63.3	21.5
27-Oct-13	22:00	103.3	1.4	1016.4	64.2	21.8
27-Oct-13	23:00	87.2	1.7	1016.3	65.3	21.9
28-Oct-13	0:00	98.1	1.9	1015.7	65.4	21.9
28-Oct-13	1:00	88.8	1.8	1015.4	66.3	21.6
28-Oct-13	2:00	91.9	1.9	1015.0	70.1	21.2
28-Oct-13	3:00	89.6	1.6	1014.7	71.5	20.9
28-Oct-13	4:00	109.0	1.1	1015.0	72.7	20.6
28-Oct-13	5:00	117.1	0.9	1015.5	73.4	20.1
28-Oct-13	6:00	102.7	1.0	1016.4	72.0	20.4
28-Oct-13	7:00	84.5	1.6	1017.1	66.6	21.7
28-Oct-13	8:00	100.5	2.5	1017.4	61.9	23.0
28-Oct-13	9:00	115.7	2.7	1017.5	59.9	23.9
28-Oct-13	10:00	130.3	1.8	1017.3	53.7	25.3
28-Oct-13	11:00	127.5	1.8	1016.3	49.6	26.1
28-Oct-13	12:00	134.7	2.0	1015.4	48.4	26.5
28-Oct-13	13:00	129.3	2.1	1014.9	45.1	26.7
28-Oct-13	14:00	122.4	2.0	1014.4	43.0	26.7
28-Oct-13	15:00	118.4	2.1	1014.1	47.3	26.0
28-Oct-13	16:00	115.8	2.0	1014.3	52.2	25.2
28-Oct-13	17:00	120.6	2.0	1014.6	59.0	24.4
28-Oct-13	18:00	113.8	2.4	1014.7	62.0	23.9
28-Oct-13	19:00	89.0	1.8	1015.5	61.8	23.5
28-Oct-13	20:00	86.0	1.5	1016.1	62.7	23.3
28-Oct-13	21:00	90.2	1.4	1016.3	63.3	23.0
28-Oct-13	22:00	93.6	1.2	1016.4	66.0	22.7
28-Oct-13	23:00	99.4	1.1	1016.2	71.0	22.5
29-Oct-13	0:00	111.1	0.9	1015.9	73.6	22.3
29-Oct-13	1:00	98.6	1.1	1015.4	73.9	22.3
29-Oct-13	2:00	105.7	1.2	1015.1	73.3	22.2
29-Oct-13	3:00	83.8	1.2	1014.8	73.1	22.2
29-Oct-13	4:00	87.0	1.3	1014.9	73.5	22.2
29-Oct-13	5:00	92.8	1.4	1015.6	74.2	22.0
29-Oct-13	6:00	92.6	1.6	1016.3	73.1	22.2
29-Oct-13	7:00	81.8	1.7	1017.0	71.2	22.7
29-Oct-13	8:00	91.3	1.6	1017.8	67.9	23.5
29-Oct-13	9:00	109.2	2.0	1018.1	63.3	24.7
29-Oct-13	10:00	134.8	1.6	1017.6	57.9	25.9
29-Oct-13	11:00	136.3	1.5	1016.9	57.2	26.0
29-Oct-13	12:00	168.3	1.5	1016.0	56.4	26.4
29-Oct-13	13:00	138.7	1.6	1015.3	50.8	27.5
29-Oct-13	14:00	147.2	1.3	1014.4	49.1	27.5
29-Oct-13	15:00	169.8	1.1	1014.0	48.9	27.5

Date	Time (24 hrs)	Average of Wind Direction (degree)	Average of Wind Speed (m/s)	Average Pressure (mbar)	Average Humidity (%)	Average Temperature (°C)
29-Oct-13	16:00	231.9	1.2	1014.0	61.1	26.0
29-Oct-13	17:00	230.3	0.9	1014.3	63.3	25.3
29-Oct-13	18:00	133.1	1.6	1014.6	63.2	24.4
29-Oct-13	19:00	110.2	1.9	1015.0	61.6	24.3
29-Oct-13	20:00	93.7	1.1	1015.4	61.2	24.4
29-Oct-13	21:00	98.3	1.7	1015.7	62.8	24.2
29-Oct-13	22:00	82.7	1.4	1015.8	64.0	23.9
29-Oct-13	23:00	94.4	1.2	1015.6	65.4	23.7
30-Oct-13	0:00	169.4	0.8	1015.2	67.8	23.2
30-Oct-13	1:00	126.5	0.8	1015.0	68.6	23.4
30-Oct-13	2:00	92.9	1.2	1014.3	70.4	23.4
30-Oct-13	3:00	89.7	1.2	1014.0	71.7	23.1
30-Oct-13	4:00	93.1	1.4	1013.8	72.0	23.1
30-Oct-13	5:00	90.1	1.4	1014.2	72.4	23.2
30-Oct-13	6:00	83.6	1.4	1014.5	72.5	23.2
30-Oct-13	7:00	94.4	1.9	1015.0	69.4	24.0
30-Oct-13	8:00	85.7	2.0	1015.7	62.6	24.7
30-Oct-13	9:00	108.2	1.9	1016.1	57.3	26.1
30-Oct-13	10:00	159.0	1.5	1015.7	56.5	26.5
30-Oct-13	11:00	143.6	1.5	1015.0	52.0	27.8
30-Oct-13	12:00	173.6	1.6	1014.0	51.0	28.1
30-Oct-13	13:00	129.2	2.1	1013.1	53.5	27.5
30-Oct-13	14:00	132.9	2.2	1012.5	55.8	27.2
30-Oct-13	15:00	154.0	2.0	1012.3	56.1	26.8
30-Oct-13	16:00	136.6	1.8	1012.5	60.6	25.9
30-Oct-13	17:00	138.7	1.7	1012.7	62.7	25.5
30-Oct-13	18:00	149.8	1.5	1012.8	62.9	25.2
30-Oct-13	19:00	118.7	1.8	1013.7	64.8	24.7
30-Oct-13	20:00	115.4	0.9	1014.5	61.2	24.3
30-Oct-13	21:00	119.7	0.8	1014.9	61.8	23.9
30-Oct-13	22:00	116.6	0.8	1015.2	62.4	23.8
30-Oct-13	23:00	90.3	1.2	1015.1	65.6	23.8
31-Oct-13	0:00	105.3	1.2	1015.0	69.4	23.9
31-Oct-13	1:00	105.2	1.2	1014.4	71.4	23.8
31-Oct-13	2:00	121.1	1.1	1014.0	74.0	23.5
31-Oct-13	3:00	87.1	1.3	1013.8	73.3	23.6
31-Oct-13	4:00	186.4	0.5	1013.8	76.5	22.5
31-Oct-13	5:00	202.3	0.4	1014.1	78.6	22.0
31-Oct-13	6:00	114.0	1.1	1014.8	77.8	22.6
31-Oct-13	7:00	93.5	1.7	1015.6	73.5	23.7
31-Oct-13	8:00	112.3	1.8	1016.2	66.3	25.1
31-Oct-13	9:00	187.0	1.0	1016.2	61.3	26.5
31-Oct-13	10:00	226.4	1.1	1015.6	59.0	27.1
31-Oct-13	11:00	234.7	1.5	1014.6	56.6	27.8
31-Oct-13	12:00	241.8	1.3	1013.4	51.5	29.0
31-Oct-13	13:00	233.2	1.1	1012.2	50.9	29.7
31-Oct-13	14:00	243.4	1.9	1011.6	59.3	27.9
31-Oct-13	15:00	242.9	1.2	1011.4	58.3	27.8
31-Oct-13	16:00	234.4	0.9	1011.5	58.4	27.6
31-Oct-13	17:00	134.7	1.5	1012.0	65.4	26.2
31-Oct-13	18:00	113.8	1.8	1012.3	67.9	25.6
31-Oct-13	19:00	110.0	2.2	1013.2	67.8	25.1
31-Oct-13	20:00	109.6	2.4	1013.8	69.5	25.0

HY/2012/08 Meteorological Data for Baseline Monitoring Periods between 17 October and 1 November 2013

Date	Time (24 hrs)	Average of Wind Direction (degree)	Average of Wind Speed (m/s)	Average Pressure (mbar)	Average Humidity (%)	Average Temperature (°C)
31-Oct-13	21:00	89.9	1.5	1014.1	69.2	24.6
31-Oct-13	22:00	83.8	1.3	1014.1	70.3	24.3
31-Oct-13	23:00	81.6	1.3	1013.7	73.0	24.0
01-Nov-13	0:00	93.9	1.3	1013.5	74.4	23.8
01-Nov-13	1:00	121.5	0.8	1012.9	75.1	23.5
01-Nov-13	2:00	153.4	0.5	1012.5	75.7	22.9
01-Nov-13	3:00	246.0	0.6	1012.1	75.4	22.3
01-Nov-13	4:00	186.1	0.4	1011.9	78.1	21.9
01-Nov-13	5:00	271.2	0.9	1012.2	79.3	21.8
01-Nov-13	6:00	299.2	1.2	1012.6	80.9	22.1
01-Nov-13	7:00	262.9	0.7	1013.2	75.1	23.7
01-Nov-13	8:00	144.6	0.9	1013.8	68.0	25.2
01-Nov-13	9:00	127.4	2.1	1014.0	56.0	26.6
01-Nov-13	10:00	106.8	2.4	1013.4	46.5	28.1
01-Nov-13	11:00	143.0	2.1	1012.4	42.2	29.5
01-Nov-13	12:00	127.1	2.4	1011.3	37.7	30.2
01-Nov-13	13:00	135.6	2.3	1010.1	34.7	31.0
01-Nov-13	14:00	165.4	1.4	1009.3	36.7	31.2
01-Nov-13	15:00	269.3	1.2	1008.8	39.6	31.0
01-Nov-13	16:00	278.3	1.1	1008.5	40.7	30.4
01-Nov-13	17:00	184.4	1.3	1008.9	52.4	28.2
01-Nov-13	18:00	64.2	1.5	1009.1	59.9	26.9

*Note: electricity failure between 22 October 2013 17:00 to 23 October 2013 18:00

Annex A2

Copies of Calibration Certificates for Air Quality Monitoring

High-Volume TSP Sampler
5-Point Calibration Record

Location	:	ASR 5
Calibrated by	:	P.F.Yeung
Date	:	09/10/2013

Sampler

Model	:	TE-5170
Serial Number	:	S/N 0816

Calibration Orfice and Standard Calibration Relationship

Serial Number	:	2323
Service Date	:	26 Dec 2012
Slope (m)	:	2.09107
Intercept (b)	:	-0.02838
Correlation Coefficient(r)	:	0.99996

Standard Condition

Pstd (hpa)	:	1013
Tstd (K)	:	298.18

Calibration Condition

Pa (hpa)	:	1017
Ta(K)	:	299

Resistance Plate		dH [green liquid] (inch water)	Z	X=Qstd (cubic meter/min)	IC (chart)	Y (corrected)
1	18 holes	12.5	3.537	1.705	52	52.02
2	13 holes	9.7	3.115	1.503	45	45.01
3	10 holes	7.6	2.758	1.332	40	40.01
4	7 holes	4.7	2.169	1.051	31	31.01
5	5 holes	3.0	1.733	0.842	24	24.01

Notes:Z=SQRT{dH(Pa/Pstd)(Tstd/Ta)}, X=Z/m-b ,Y(Corrected Flow)=IC*{SQRT(Pa/Pstd)(Tstd/Ta)}

Sampler Calibration Relationship (Linear Regression)

Slope(m):32.148 Intercept(b): -2.953 Correlation Coefficient(r): 0.9997

Checked by: Magnum Fan Date: 20/10/2013

High-Volume TSP Sampler
5-Point Calibration Record

Location	:	ASR10A
Calibrated by	:	P.F.Yeung
Date	:	15/10/2013

Sampler

Model	:	TE-5170
Serial Number	:	S/N 8162

Calibration Orfice and Standard Calibration Relationship

Serial Number	:	2323
Service Date	:	26 Dec 2012
Slope (m)	:	2.09107
Intercept (b)	:	-0.02838
Correlation Coefficient(r)	:	0.99996

Standard Condition

Pstd (hpa)	:	1013
Tstd (K)	:	298.18

Calibration Condition

Pa (hpa)	:	1013
Ta(K)	:	301

Resistance Plate		dH [green liquid] (inch water)	Z	X=Qstd (cubic meter/min)	IC (chart)	Y (corrected)
1	18 holes	13.0	3.588	1.729	59	58.71
2	13 holes	10.4	3.209	1.548	52	51.74
3	10 holes	7.8	2.779	1.343	45	44.78
4	7 holes	5.0	2.225	1.078	36	35.82
5	5 holes	3.0	1.723	0.838	28	27.86

Notes:Z=SQRT{dH(Pa/Pstd)(Tstd/Ta)}, X=Z/m-b ,Y(Corrected Flow)=IC*{SQRT(Pa/Pstd)(Tstd/Ta)}

Sampler Calibration Relationship (Linear Regression)

Slope(m):34.384 Intercept(b): 1.161 Correlation Coefficient(r): 0.9997

Checked by: Magnum Fan Date: 20/10/2013

High-Volume TSP Sampler
5-Point Calibration Record

Location	:	AQM1
Calibrated by	:	P.F.Yeung
Date	:	17/10/2013

Sampler

Model	:	TE-5170
Serial Number	:	S/N 1253

Calibration Orfice and Standard Calibration Relationship

Serial Number	:	2323
Service Date	:	26 Dec 2012
Slope (m)	:	2.09107
Intercept (b)	:	-0.02838
Correlation Coefficient(r)	:	0.99996

Standard Condition

Pstd (hpa)	:	1013
Tstd (K)	:	298.18

Calibration Condition

Pa (hpa)	:	1017
Ta(K)	:	299

Resistance Plate		dH [green liquid] (inch water)	Z	X=Qstd (cubic meter/min)	IC (chart)	Y (corrected)
1	18 holes	13.4	3.662	1.765	56	56.02
2	13 holes	9.4	3.067	1.480	47	47.01
3	10 holes	7.5	2.739	1.324	41	41.01
4	7 holes	5.0	2.237	1.083	33	33.01
5	5 holes	3.0	1.733	0.842	26	26.01

Notes:Z=SQRT{dH(Pa/Pstd)(Tstd/Ta)}, X=Z/m-b ,Y(Corrected Flow)=IC*{SQRT(Pa/Pstd)(Tstd/Ta)}

Sampler Calibration Relationship (Linear Regression)

Slope(m):32.944 Intercept(b): -2.175 Correlation Coefficient(r): 0.9990

Checked by: Magnum Fan Date: 20/10/2013

High-Volume TSP Sampler
5-Point Calibration Record

Location	:	ASR 1
Calibrated by	:	P.F.Yeung
Date	:	17/10/2013

Sampler

Model	:	TE-5170
Serial Number	:	S/N 0146

Calibration Orfice and Standard Calibration Relationship

Serial Number	:	2323
Service Date	:	26 Dec 2012
Slope (m)	:	2.09107
Intercept (b)	:	-0.02838
Correlation Coefficient(r)	:	0.99996

Standard Condition

Pstd (hpa)	:	1013
Tstd (K)	:	298.18

Calibration Condition

Pa (hpa)	:	1016
Ta(K)	:	299

Resistance Plate		dH [green liquid] (inch water)	Z	X=Qstd (cubic meter/min)	IC (chart)	Y (corrected)
1	18 holes	13.0	3.605	1.737	52	51.99
2	13 holes	10.4	3.224	1.555	46	45.99
3	10 holes	7.8	2.792	1.349	39	38.99
4	7 holes	5.0	2.236	1.083	30	29.99
5	5 holes	3.0	1.732	0.842	23	22.99

Notes:Z=SQRT{dH(Pa/Pstd)(Tstd/Ta)}, X=Z/m-b ,Y(Corrected Flow)=IC*{SQRT(Pa/Pstd)(Tstd/Ta)}

Sampler Calibration Relationship (Linear Regression)

Slope(m):32.647 Intercept(b): -4.881 Correlation Coefficient(r): 0.9996

Checked by: Magnum Fan Date: 20/10/2013

High-Volume TSP Sampler
5-Point Calibration Record

Location	:	ASR 6A
Calibrated by	:	P.F.Yeung
Date	:	17/10/2013

Sampler

Model	:	TE-5170
Serial Number	:	S/N 1059

Calibration Orfice and Standard Calibration Relationship

Serial Number	:	2323
Service Date	:	26 Dec 2012
Slope (m)	:	2.09107
Intercept (b)	:	-0.02838
Correlation Coefficient(r)	:	0.99996

Standard Condition

Pstd (hpa)	:	1013
Tstd (K)	:	298.18

Calibration Condition

Pa (hpa)	:	1017
Ta(K)	:	299

Resistance Plate		dH [green liquid] (inch water)	Z	X=Qstd (cubic meter/min)	IC (chart)	Y (corrected)
1	18 holes	12.5	3.537	1.705	56	56.02
2	13 holes	10.0	3.163	1.526	50	50.01
3	10 holes	8.0	2.829	1.367	44	44.01
4	7 holes	5.2	2.281	1.104	35	35.01
5	5 holes	2.8	1.674	0.814	26	26.01

Notes:Z=SQRT{dH(Pa/Pstd)(Tstd/Ta)}, X=Z/m-b ,Y(Corrected Flow)=IC*{SQRT(Pa/Pstd)(Tstd/Ta)}

Sampler Calibration Relationship (Linear Regression)

Slope(m):32.148 Intercept(b): -2.953 Correlation Coefficient(r): 0.9997

Checked by: Magnum Fan Date: 20/10/2013

High-Volume TSP Sampler
5-Point Calibration Record

Location	:	ASR 9C
Calibrated by	:	P.F.Yeung
Date	:	05/11/2013

Sampler

Model	:	TE-5170
Serial Number	:	S/N 3572

Calibration Orfice and Standard Calibration Relationship

Serial Number	:	2323
Service Date	:	26 Dec 2012
Slope (m)	:	2.09107
Intercept (b)	:	-0.02838
Correlation Coefficient(r)	:	0.99996

Standard Condition

Pstd (hpa)	:	1013
Tstd (K)	:	298.18

Calibration Condition

Pa (hpa)	:	1019
Ta(K)	:	296

Resistance Plate		dH [green liquid] (inch water)	Z	X=Qstd (cubic meter/min)	IC (chart)	Y (corrected)
1	18 holes	11.4	3.398	1.638	56	56.36
2	13 holes	9.0	3.019	1.457	50	50.32
3	10 holes	6.6	2.585	1.250	43	43.27
4	7 holes	4.2	2.062	0.100	36	36.23
5	5 holes	2.4	1.559	0.759	29	29.18

Notes:Z=SQRT{dH(Pa/Pstd)(Tstd/Ta)}, X=Z/m-b ,Y(Corrected Flow)=IC*{SQRT(Pa/Pstd)(Tstd/Ta)}

Sampler Calibration Relationship (Linear Regression)

Slope(m):30.801 Intercept(b): 5.465 Correlation Coefficient(r): 0.9991

Checked by: Magnum Fan Date: 08/11/2013

High-Volume TSP Sampler
5-Point Calibration Record

Location	:	ASR9A
Calibrated by	:	P.F.Yeung
Date	:	05/11/2013

Sampler

Model	:	TE-5170
Serial Number	:	S/N 3573

Calibration Orfice and Standard Calibration Relationship

Serial Number	:	2323
Service Date	:	26 Dec 2012
Slope (m)	:	2.09107
Intercept (b)	:	-0.02838
Correlation Coefficient(r)	:	0.99996

Standard Condition

Pstd (hpa)	:	1013
Tstd (K)	:	298.18

Calibration Condition

Pa (hpa)	:	1019
Ta(K)	:	296

Resistance Plate		dH [green liquid] (inch water)	Z	X=Qstd (cubic meter/min)	IC (chart)	Y (corrected)
1	18 holes	10.5	3.261	1.573	60	60.38
2	13 holes	8.2	2.882	1.392	54	54.34
3	10 holes	6.0	2.465	1.192	49	49.31
4	7 holes	4.0	2.013	0.976	42	42.27
5	5 holes	2.6	1.623	0.790	37	37.23

Notes:Z=SQRT{dH(Pa/Pstd)(Tstd/Ta)}, X=Z/m-b ,Y(Corrected Flow)=IC*{SQRT(Pa/Pstd)(Tstd/Ta)}

Sampler Calibration Relationship (Linear Regression)

Slope(m):29.442 Intercept(b): 13.831 Correlation Coefficient(r): 0.9992

Checked by: Magnum Fan Date: 08/11/2013

METHOD REFERNCE

Total Suspended Particulates
ALS Method Code: HK-TSP

New glass fiber filters are conditioned in a desiccator of RH <50% for 24 hours or more before use. The initial filter weight was taken and record in the record book. Then the filter was put in a clean envelope for transportation.

After sampling, the filter was put in a paper holder and condition in a desiccator of RH <50% for 24 hours or more. The filter was removed from the holder carefully before weighing. The final weight was taken and record in the record book.

The dust weight was calculated as the difference of the weight of filter before and after sampling.

Certification of Quality

This product has been tested in accordance with procedures established through Global Water Instrumentation's Quality Management System. This product meets or exceeds its manufacturing acceptance criteria.

ITEM DESCRIPTION:	Wind Speed Sensor
MODEL NAME/ NUMBER:	WE550
PART NUMBER:	EC0000
SENSOR RANGE:	0-110 MPH
SENSOR OUTPUT:	4.00-19.91 mA
ACCURACY:	.2 MPH over the range 11 to 55 MPH
POWER REQUIRED	10-36 VDC
SERIAL NUMBER:	1337005099
CABLE LENGTH:	25 ft
CERTIFICATES:	CE Compliant

WATER

Contact Global Water for all your instrumentation needs:

- Water Level
- Water Flow
- Water Samplers
- Water Quality
- Weather
- Remote Monitoring
- Control



Technician: *Wright, Jess* **Date:** 9/10/2013

NOT Global Water Instrumentation warrants that its products are free from defects in material & workmanship under normal use & service for a period of one year from date of original shipment from factory. Repaired components are warranted for a period of 90 days from shipment. Contact us for complete warranty details.

Global Water
a xylem brand

In the U.S. call toll free at 1-800-876-1172
International 1-979-690-5560
Fax: 1-979-690-0440
Email: globalw@globalw.com

Visit our online catalog at: www.globalw.com
Our Service Address
151 Graham Rd
College Station, TX 77845

Certification of Quality

This product has been tested in accordance with procedures established through Global Water Instrumentation's Quality Management System. This product meets or exceeds its manufacturing acceptance criteria.

ITEM DESCRIPTION:	Wind Direction
MODEL NAME/ NUMBER:	WE570
PART NUMBER:	ED0000
SENSOR RANGE:	0-360 °
SENSOR OUTPUT:	4.01-20.03 mA
ACCURACY:	1% of full scale
POWER REQUIRED	10-36 VDC
SERIAL NUMBER:	1337005143
CABLE LENGTH:	25 ft
CERTIFICATES:	CE Compliant

Contact Global Water for all your instrumentation needs:

- Water Level
- Water Flow
- Water Samplers
- Water Quality
- Weather
- Remote Monitoring
- Control



Technician: *Wright, Jess* **Date:** 9/12/2013

NOT Global Water Instrumentation warrants that its products are free from defects in material & workmanship under normal use & service for a period of one year from date of original shipment from factory. Repaired components are warranted for a period of 90 days from shipment. Contact us for complete warranty details.

Global Water
a xylem brand

In the U.S. call toll free at 1-800-876-1172
International 1-979-690-5560
Fax 1-979-690-0440
Email globalw@globalw.com

Visit our online catalog at www.globalw.com
Our Service Address
151 Graham Rd
College Station, TX 77845

MetPak II™

Product Test Report

Product Tested: MetPak
Part Number: 1723-1B-2-111
Serial Number: 13130002
Test Date: 26/03/2013
Location: Gill Instruments Ltd

GILL ensures that quality is inherent in all aspects of their activities and ensures that compliance with BS EN ISO9001: 2008 is maintained.

This report certifies that the above instrument has been tested in accordance with Gill internal procedures

Results

Test	Limits	Results
Wind Still Air Test (Zero Wind Speed)	Pass/Fail	Pass
Wind Tunnel Test (12m/s nominal)	Pass/Fail	Pass
Pressure Sensor (Comparison DPI 142)	Pass/Fail	Pass
Temperature Sensor (Comparison HC2-S (SCS certified))	Pass/Fail	Pass
Humidity Sensor (Comparison HC2-S (SCS certified))	Pass/Fail	Pass

Wind sensor generic calibration is traceable to the University of Southampton wind tunnel and Gill instrumentation is maintained in accordance with UKAS.

Comparisons for Temperature, Humidity and Pressure are done against reference UKAS traceable instruments. The reference system numbers of these instruments are listed above.

All tests have been successfully completed

On behalf of Gill Instruments Ltd

Tony Raine
Quality Control

2002-0396 Issue 1

Gill Instruments Ltd
Solent Park
67 Gosport Street
Lymington
Hampshire
SO41 9EG, UK

T: +44 (0) 1590 613 500
F: +44 (0) 1590 613 555
E: anem@gill.co.uk

www.gill.co.uk

nqa. ISO 9001 Registered

Copyright © Gill Instruments 2012

Gill Instruments Ltd
Reg No. 3154453 Registered Office: The George Business Centre, Christchurch Road, New Milton, BH25 6QJ

ALS Technichem (HK) Pty Ltd

ALS Laboratory Group

ANALYTICAL CHEMISTRY & TESTING SERVICES

SUB-CONTRACTING REPORT

CONTACT	: MR K.W. FAN	WORK ORDER	: **HK1327473**
CLIENT	: **ENVIROTECH SERVICES CO.**		
ADDRESS	: SHOP 6, G/F. CASIO MANSION, 209 SHAUKEIWAN ROAD HONG KONG	SUB-BATCH DATE RECEIVED DATE OF ISSUE	: 1 : 7-OCT-2013 : 22-OCT-2013
PROJECT	: ----	NO. OF SAMPLES CLIENT ORDER	: 1 : ----

General Comments

- **Sample(s) were received in an ambient condition.**
- **Sample(s) analysed and reported on an as received basis.**
- **Calibration was subcontracted to and analysed by Action United Enviro Services.**

Signatories

This document has been electronically signed by those names that appear on this report and are the authorised signatories. Electronic signing has been carried out in compliance with procedures specified in the Electronic Transactions Ordinance of Hong Kong, Chapter 553, Section 6.

Signatories	*Position*
Richard Fung	General Manager

This is the Final Report and supersedes any preliminary report with this batch number.
Results apply to sample(s) as submitted. All pages of this report have been checked and approved for release.

WORK ORDER : HK1327473
SUB-BATCH : 1
CLIENT : ENVIROTECH SERVICES CO.
PROJECT : ----

ALS Lab ID	Client's Sample ID	Sample Type	Sample Date	External Lab Report No.
HK1327473-001	S/N: 245834	Equipment	07-OCT-2013	S/N: 245834

A Campbell Brothers Limited Company

Equipment Calibration Record

Equipment Calibrated:

Type:	Laser Dust monitor
Manufacturer:	Sibata LD-3B
Serial No.	245834
Equipment Ref:	Nil
Job Order	HK1327473

Standard Equipment:

Standard Equipment:	Higher Volume Sampler
Location & Location ID:	AUES office (calibration room)
Equipment Ref:	HVS 018
Last Calibration Date:	8 October 2013

Equipment Calibration Results:

Calibration Date: 10 & 11 October 2013

Hour	Time	Mean Temp °C	Mean Pressure (hPa)	Concentration in mg/m^3 (Standard Equipment)	Total Count (Calibrated Equipment)	Count/Minute (Total Count/60min)
1hr50min	12:00 ~ 13:50	27.0	1012.8	0.123	6013	56.0
4hr25min	13:55 ~ 18:20	27.0	1012.8	0.207	26441	99.5
16hr20min	18:25 ~ 10:45	27.0	1012.8	0.050	25113	25.7

Sensitivity Adjustment Scale Setting (Before Calibration) 765 (CPM)

Sensitivity Adjustment Scale Setting (After Calibration) 760 (CPM)

Linear Regression of Y or X

Slope (K-factor): 0.0021

Correlation Coefficient 0.9980

Validity of Calibration Record 16 Oct 2013

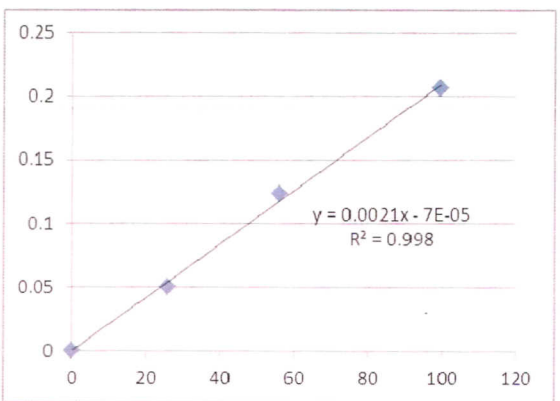

Operator : Tung Chi Sun Signature : Date : 16 October 2013

QC Reviewer : Ben Tam Signature : Date : 16 October 2013

TSP SAMPLER CALIBRATION CALCULATION SPREADSHEET

Location :	Gold King Industrial Building, Kwai Chung	Date of Calibration:	8-Oct-13
Location ID :	Calibration Room	Next Calibration Date:	8-Jan-14

CONDITIONS

Sea Level Pressure (hPa)	1008.1	Corrected Pressure (mm Hg)	756.075
Temperature (°C)	26.8	Temperature (K)	300

CALIBRATION ORIFICE

Make->	TISCH	Qstd Slope ->	2.11662
Model->	5025A	Qstd Intercept ->	-0.01714
Calibration Date->	9-Apr-13	Expiry Date->	9-Apr-14

CALIBRATION

Plate No.	H20 (L) (in)	H2O (R) (in)	H20 (in)	Qstd (m3/min)	I (chart)	IC corrected
18	3.8	3.8	7.6	1.303	66	65.63
13	3	3	6.0	1.159	64	63.64
10	2.2	2.2	4.4	0.994	60	59.66
8	1.2	1.2	2.4	0.736	54	53.70
5	0.9	0.9	1.8	0.638	52	51.71

LINEAR REGRESSION

Slope = 21.6637
Intercept = 37.9417
Corr. coeff. = 0.9975

Calculations :

Qstd = 1/m[Sqrt(H20(Pa/Pstd)(Tstd/Ta))-b]
IC = I[Sqrt(Pa/Pstd)(Tstd/Ta)]

Qstd = standard flow rate
IC = corrected chart respones
I = actual chart response
m = calibrator Qstd slope
b = calibrator Qstd intercept
Ta = actual temperature during calibration (deg K
Pstd = actual pressure during calibration (mm Hg

For subsequent calculation of sampler flow:

1/m((I)[Sqrt(298/Tav)(Pav/760)]-b)

m = sampler slope
b = sampler intercept
I = chart response
Tav = daily average temperature
Pav = daily average pressure

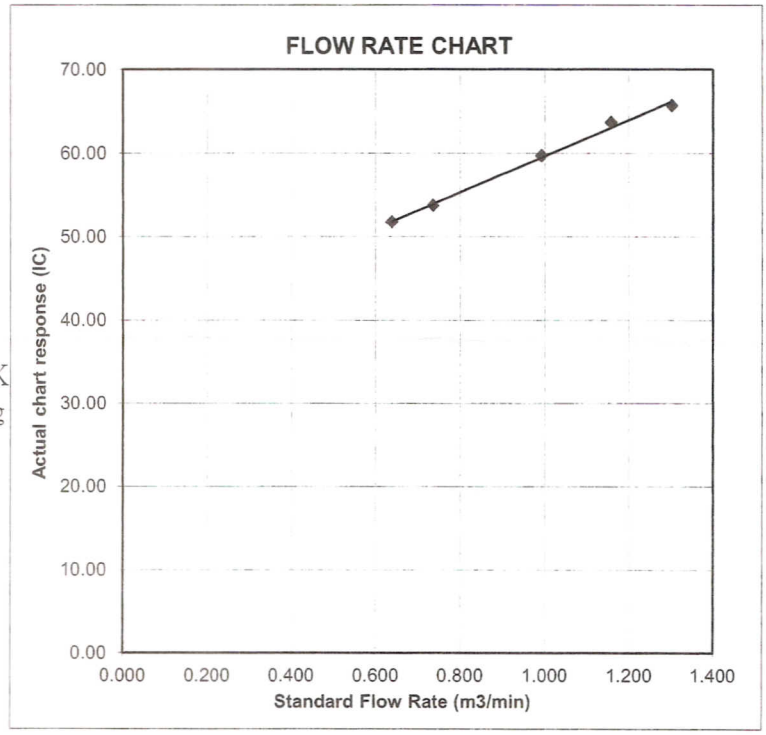

ALS Technichem (HK) Pty Ltd

ALS Laboratory Group

ANALYTICAL CHEMISTRY & TESTING SERVICES

SUB-CONTRACTING REPORT

CONTACT	: MR K.W. FAN	WORK ORDER	: **HK1327471**
CLIENT	: **ENVIROTECH SERVICES CO.**		
ADDRESS	: SHOP 6, G/F. CASIO MANSION, 209 SHAUKEIWAN ROAD HONG KONG	SUB-BATCH DATE RECEIVED DATE OF ISSUE	: 1 : 7-OCT-2013 : 22-OCT-2013
PROJECT	: ----	NO. OF SAMPLES CLIENT ORDER	: 1 : ----

General Comments

- **Sample(s) were received in an ambient condition.**
- **Sample(s) analysed and reported on an as received basis.**
- **Calibration was subcontracted to and analysed by Action United Enviro Services.**

Signatories

This document has been electronically signed by those names that appear on this report and are the authorised signatories. Electronic signing has been carried out in compliance with procedures specified in the Electronic Transactions Ordinance of Hong Kong, Chapter 553, Section 6.

Signatories	*Position*
Richard Fung	General Manager

This is the Final Report and supersedes any preliminary report with this batch number.
Results apply to sample(s) as submitted. All pages of this report have been checked and approved for release.

WORK ORDER : HK1327471
SUB-BATCH : 1
CLIENT : ENVIROTECH SERVICES CO.
PROJECT : ----

ALS Lab ID	Client's Sample ID	Sample Type	Sample Date	External Lab Report No.
HK1327471-001	S/N: IY5546	Equipment	07-OCT-2013	S/N: IY5546

A Campbell Brothers Limited Company

Equipment Calibration Record

Equipment Calibrated:

Type:	Laser Dust monitor
Manufacturer:	Sibata LD-3B
Serial No.	1Y5546
Equipment Ref:	Nil
Job Order	HK1327471

Standard Equipment:

Standard Equipment:	Higher Volume Sampler
Location & Location ID:	AUES office (calibration room)
Equipment Ref:	HVS 018
Last Calibration Date:	8 October 2013

Equipment Calibration Results:

Calibration Date: 10 & 11 October 2013

Hour	Time	Mean Temp °C	Mean Pressure (hPa)	Concentration in mg/m^3 (Standard Equipment)	Total Count (Calibrated Equipment)	Count/Minute (Total Count/60min)
1hr50min	12:00 ~ 13:50	27.0	1012.8	0.123	5911	55.0
4hr25min	13:55 ~ 18:20	27.0	1012.8	0.207	24157	90.9
16hr20min	18:25 ~ 10:45	27.0	1012.8	0.050	24112	24.7

Sensitivity Adjustment Scale Setting (Before Calibration) 629 (CPM)

Sensitivity Adjustment Scale Setting (After Calibration) 633 (CPM)

Linear Regression of Y or X

Slope (K-factor): 0.0023

Correlation Coefficient 0.9992

Validity of Calibration Record 16 Oct 2013

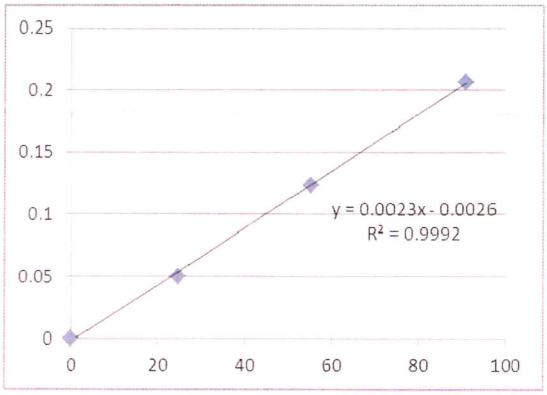

Operator : Tung Chi Sun Signature : Sun Date : 16 October 2013

QC Reviewer : Ben Tam Signature : Date : 16 October 2013

TSP SAMPLER CALIBRATION CALCULATION SPREADSHEET

Location :	Gold King Industrial Building, Kwai Chung	Date of Calibration:	8-Oct-13
Location ID :	Calibration Room	Next Calibration Date:	8-Jan-14

CONDITIONS

Sea Level Pressure (hPa)	1008.1	Corrected Pressure (mm Hg)	756.075
Temperature (°C)	26.8	Temperature (K)	300

CALIBRATION ORIFICE

Make->	TISCH	Qstd Slope ->	2.11662
Model->	5025A	Qstd Intercept ->	-0.01714
Calibration Date->	9-Apr-13	Expiry Date->	9-Apr-14

CALIBRATION

Plate No.	H20 (L) (in)	H2O (R) (in)	H20 (in)	Qstd (m3/min)	I (chart)	IC corrected	LINEAR REGRESSION
18	3.8	3.8	7.6	1.303	66	65.63	Slope = 21.6637
13	3	3	6.0	1.159	64	63.64	Intercept = 37.9417
10	2.2	2.2	4.4	0.994	60	59.66	Corr. coeff. = 0.9975
8	1.2	1.2	2.4	0.736	54	53.70	
5	0.9	0.9	1.8	0.638	52	51.71	

Calculations :

Qstd = 1/m[Sqrt(H20(Pa/Pstd)(Tstd/Ta))-b]
IC = I[Sqrt(Pa/Pstd)(Tstd/Ta)]

Qstd = standard flow rate
IC = corrected chart respones
I = actual chart response
m = calibrator Qstd slope
b = calibrator Qstd intercept
Ta = actual temperature during calibration (deg K
Pstd = actual pressure during calibration (mm Hg

For subsequent calculation of sampler flow:

1/m((I)[Sqrt(298/Tav)(Pav/760)]-b)

m = sampler slope
b = sampler intercept
I = chart response
Tav = daily average temperature
Pav = daily average pressure

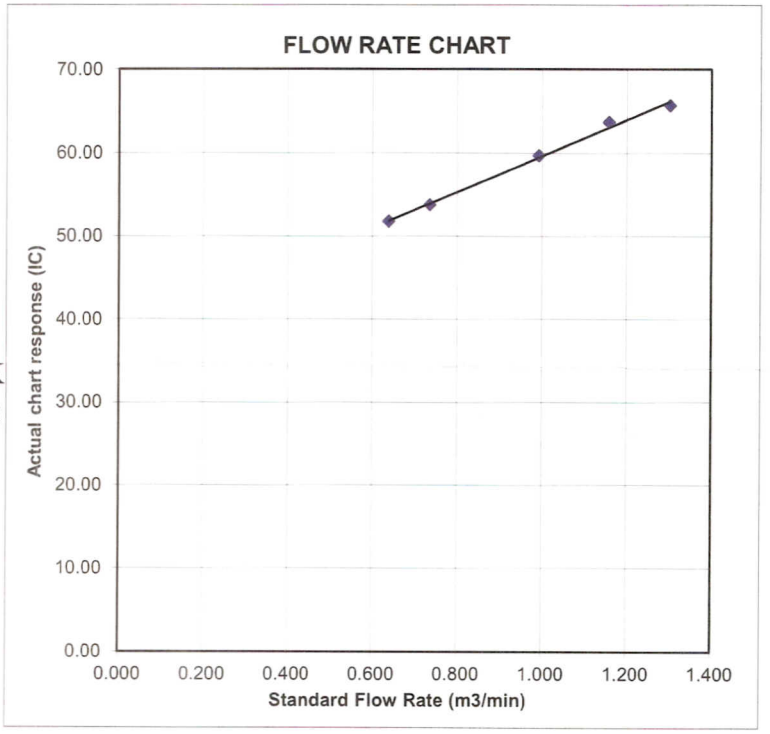

Annex B

Not Used

Annex C1

Copies of Calibration Certificates for Water Quality Monitoring Equipment

WELLAB 匯力 Testing & Research

WELLAB LIMITED
Rms 816, 1516 & 1701, Technology Park,
18 On Lai Street, Shatin, N.T, Hong Kong.
Tel: 2898 7388 Fax: 2898 7076
Website: www.wellab.com.hk

TEST REPORT

APPLICANT: **Cinotech Consultants Limited**
Room 1710, Technology Park,
18 On Lai Street,
Shatin, NT, Hong Kong

ATTN: **Mr. W.K. Tang**

Test Report No.:	C/W/111005-1
Date of Issue:	2011-10-05
Date Received:	2011-10-05
Date Tested:	2011-10-05
Date Completed:	2011-10-05
Next Due Date:	2012-01-04
Page:	1 of 2

Certificate of Calibration

Item for calibration:

Description	: Sonde Environmental Monitoring System
Manufacturer	: YSI
Model No.	: 6820-C-M
Serial No.	: 02D0126AA
Equipment No.	: W.03.01

Test conditions:

Room Temperature	: 25 degree Celsius
Relative Humidity	: 58%

Test Specifications:

Conductivity & Salinity Sensor, Model: 6560, S/N: 11J100025
1. Conductivity performance check with Potassium Chloride standard solution
2. Salinity performance check with Sodium Chloride standard solution

Dissolved Oxygen Sensor, Model: 6562, S/N: 07E100029
1. Performance check against Winkler titration

Turbidity Sensor, Model: 6136, S/N: 11J1000475
1. Calibration check with Formazin standard solution

pH Meter, Model: 6561, S/N: 11H
1. Calibration check with standard pH buffer

Depth Meter
1. Calibration check at 1m water level depth

Methodologies:

1. YSI 6-Series Sonde Environmental Monitoring System Instruction Manual
2. In-house method with reference to APHA and ISO standards

PREPARED AND CHECKED BY:
For and On Behalf of **WELLAB Ltd.**

PATRICK TSE
Laboratory Manager

This report may not be reproduced except with prior written approval from WELLAB LIMITED and the results relate only to the items calibrated or tested.

WELLAB 匯力
Testing & Research

WELLAB LIMITED
Rms 816, 1516 & 1701, Technology Park,
18 On Lai Street, Shatin, N.T, Hong Kong.
Tel: 2898 7388 Fax: 2898 7076
Website: www.wellab.com.hk

TEST REPORT

Test Report No.:	C/W/111005-1
Date of Issue:	2011-10-05
Date Received:	2011-10-05
Date Tested:	2011-10-05
Date Completed:	2011-10-05
Next Due Date:	2012-01-04
Page:	2 of 2

Results:

1. Conductivity performance check

Specific Conductivity, µS/cm		Correction, µS/cm	Acceptable range
Salinity Meter (C1)	Theoretical Value (C2)	D = C1 - C2	
1420	1420	0	1420 ± 20

2. Salinity Performance check

Salinity, ppt		Correction, ppt	Acceptable range
Instrument Reading	Theoretical Value		
30.0	30.0	0.0	30.0 ± 3

3. Dissolved Oxygen check

Oxygen level in water at 20°C	Dissolved Oxygen, mg O_2/L		Correction, mg O_2/L	Acceptable range
	D.O. Meter	Winkler Titration		
Saturated	9.1	9.1	0.0	± 0.2
Half-saturated	5.6	5.6	0.0	± 0.2
Zero	0.0	0.0	0.0	± 0.2

4. Turbidity check

Turbidity value in solution, NTU	Calibration Value, NTU	Correction, NTU	Acceptable range
0.00	0.00	0.00	0.00 ± 0.05
100	100	0	100 ± 5
1000	1000	0	1000 ± 100

5. pH Meter check

Test Parameters	Performance characteristic	Acceptable range
Liquid junction error ΔpH_j , pH unit	0.01	Less than 0.05
Shift on stirring ΔpH_s , pH unit	0.01	Less than 0.02
Noise ΔpH_n , pH unit	0.00	Less than 0.02

6. Depth Meter check

Instrument Reading, m	Calibration Value, m	Correction, m	Acceptable range
1.0	1.00	0.00	1.00 ± 0.05

**********END OF REPORT**********

This report may not be reproduced except with prior written approval from WELLAB LIMITED and the results relate only to the items calibrated or tested.

WELLAB 匯力 Testing & Research

WELLAB LIMITED
Rms 816, 1516 & 1701, Technology Park,
18 On Lai Street, Shatin, N.T, Hong Kong.
Tel: 2898 7388 Fax: 2898 7076
Website: www.wellab.com.hk

TEST REPORT

APPLICANT: **Cinotech Consultants Limited**
Room 1710, Technology Park,
18 On Lai Street,
Shatin, NT, Hong Kong

Test Report No.:	C/W/111005-2
Date of Issue:	2011-10-05
Date Received:	2011-10-05
Date Tested:	2011-10-05
Date Completed:	2011-10-05
Next Due Date:	2012-01-04

ATTN: **Mr. W.K. Tang**

Certificate of Calibration

Item for calibration:

Description	: Sonde Environmental Monitoring System
Manufacturer	: YSI
Model No.	: 6820-C-M
Serial No.	: 02D0293AA
Equipment No.	: W.03.02

Test conditions:

Room Temperature	: 24 degree Celsius
Relative Humidity	: 56%

Test Specifications:

Conductivity & Salinity Sensor, Model: 6560, S/N: 11J100025
1. Conductivity performance check with Potassium Chloride standard solution
2. Salinity performance check with Sodium Chloride standard solution

Dissolved Oxygen Sensor, Model: 6562, S/N: 04A0146
1. Performance check against Winkler titration

Turbidity Sensor, Model: 6136, S/N: 11J100476
1. Calibration check with Formazin standard solution

pH Meter, Model: 6561, S/N: 10E
1. Calibration check with standard pH buffer

Depth Meter
1. Calibration check at 1m water level depth

Methodologies:

1. YSI 6-Series Sonde Environmental Monitoring System Instruction Manual
2. In-house method with reference to APHA and ISO standards

PREPARED AND CHECKED BY:
For and On Behalf of **WELLAB Ltd.**

PATRICK TSE
Laboratory Manager

This report may not be reproduced except with prior written approval from WELLAB LIMITED and the results relate only to the items calibrated or tested.

WELLAB 匯力
Testing & Research

WELLAB LIMITED
Rms 816, 1516 & 1701, Technology Park,
18 On Lai Street, Shatin, N.T, Hong Kong.
Tel: 2898 7388 Fax: 2898 7076
Website: www.wellab.com.hk

TEST REPORT

Test Report No.:	C/W/111005-2
Date of Issue:	2011-10-05
Date Received:	2011-10-05
Date Tested:	2011-10-05
Date Completed:	2011-10-05
Next Due Date:	2012-01-04
Page:	2 of 2

Results:

1. Conductivity performance check

Specific Conductivity, µS/cm		Correction, µS/cm	Acceptable range
Salinity Meter (C1)	Theoretical Value (C2)	D = C1 - C2	
1421	1420	1	1420 ± 20

2. Salinity Performance check

Salinity, ppt		Correction, ppt	Acceptable range
Instrument Reading	Theoretical Value		
30.1	30.0	0.1	30.0 ± 3

3. Dissolved Oxygen check

Oxygen level in water at 20°C	Dissolved Oxygen, mg O_2/L		Correction, mg O_2/L	Acceptable range
	D.O. Meter	Winkler Titration		
Saturated	9.0	9.0	0.0	± 0.2
Half-saturated	5.8	5.8	0.0	± 0.2
Zero	0.0	0.0	0.0	± 0.2

4. Turbidity check

Turbidity value in solution, NTU	Calibration Value, NTU	Correction, NTU	Acceptable range
0.00	0.00	0.00	0.00 ± 0.05
100	100	0	100 ± 5
1000	1000	0	1000 ± 100

5. pH Meter check

Test Parameters	Performance characteristic	Acceptable range
Liquid junction error ΔpH_j , pH unit	0.01	Less than 0.05
Shift on stirring ΔpH_s , pH unit	0.01	Less than 0.02
Noise ΔpH_n , pH unit	0.01	Less than 0.02

6. Depth Meter check

Instrument Reading, m	Calibration Value, m	Correction, m	Acceptable range
1.0	1.00	0.00	1.00 ± 0.05

**********END OF REPORT**********

This report may not be reproduced except with prior written approval from WELLAB LIMITED and the results relate only to the items calibrated or tested.

WELLAB 匯力 Testing & Research

WELLAB LIMITED
Rms 816, 1516 & 1701, Technology Park,
18 On Lai Street, Shatin, N.T, Hong Kong.
Tel: 2898 7388 Fax: 2898 7076
Website: www.wellab.com.hk

TEST REPORT

APPLICANT: **Cinotech Consultants Limited**
Room 1710, Technology Park,
18 On Lai Street,
Shatin, NT, Hong Kong

ATTN: **Mr. W.K. Tang**

Test Report No.:	C/W/111005-3
Date of Issue:	2011-10-05
Date Received:	2011-10-05
Date Tested:	2011-10-05
Date Completed:	2011-10-05
Next Due Date:	2012-01-04
Page:	1 of 2

Certificate of Calibration

Item for calibration:

Description	: Sonde Environmental Monitoring System
Manufacturer	: YSI
Model No.	: 6920-M
Serial No.	: 03H1764AA
Equipment No.	: W.03.03

Test conditions:

Room Temperature	: 24 degree Celsius
Relative Humidity	: 56%

Test Specifications:

Conductivity & Salinity Sensor, Model: 6560, S/N: 03H1461
1. Conductivity performance check with Potassium Chloride standard solution
2. Salinity performance check with Sodium Chloride standard solution

Dissolved Oxygen Sensor, Model: 6562, S/N: 08C100610
1. Performance check against Winkler titration

Turbidity Sensor, Model: 6136, S/N: 09M100672
1. Calibration check with Formazin standard solution

pH Meter, Model: 6561, S/N: 07E
1. Calibration check with standard pH buffer

Depth Meter
1. Calibration check at 1m water level depth

Methodologies:

1. YSI 6-Series Sonde Environmental Monitoring System Instruction Manual
2. In-house method with reference to APHA and ISO standards

PREPARED AND CHECKED BY:
For and On Behalf of **WELLAB Ltd.**

PATRICK TSE
Laboratory Manager

This report may not be reproduced except with prior written approval from WELLAB LIMITED and the results relate only to the items calibrated or tested.

WELLAB 匯力 Testing & Research

WELLAB LIMITED
Rms 816, 1516 & 1701, Technology Park,
18 On Lai Street, Shatin, N.T, Hong Kong.
Tel: 2898 7388 Fax: 2898 7076
Website: www.wellab.com.hk

TEST REPORT

Test Report No.:	C/W/111005-3
Date of Issue:	2011-10-05
Date Received:	2011-10-05
Date Tested:	2011-10-05
Date Completed:	2011-10-05
Next Due Date:	2012-01-04
Page:	2 of 2

Results:

1. Conductivity performance check

Specific Conductivity, µS/cm		Correction, µS/cm	Acceptable range
Salinity Meter (C1)	Theoretical Value (C2)	D = C1 - C2	
1420	1420	0	1420 ± 20

2. Salinity Performance check

Salinity, ppt		Correction, ppt	Acceptable range
Instrument Reading	Theoretical Value		
30.0	30.0	0.0	30.0 ± 3

3. Dissolved Oxygen check

Oxygen level in water at 20°C	Dissolved Oxygen, mg O_2/L		Correction, mg O_2/L	Acceptable range
	D.O. Meter	Winkler Titration		
Saturated	9.1	9.1	0.0	± 0.2
Half-saturated	5.6	5.6	0.0	± 0.2
Zero	0.0	0.0	0.0	± 0.2

4. Turbidity check

Turbidity value in solution, NTU	Calibration Value, NTU	Correction, NTU	Acceptable range
0.00	0.00	0.00	0.00 ± 0.05
100	100	0	100 ± 5
1000	1000	0	1000 ± 100

5. Depth Meter check

Instrument Reading, m	Calibration Value, m	Correction, m	Acceptable range
1.0	1.0	0.0	1.00 ± 0.05

**********END OF REPORT**********

This report may not be reproduced except with prior written approval from WELLAB LIMITED and the results relate only to the items calibrated or tested.

WELLAB 匯力 Testing & Research

WELLAB LIMITED
Rms 816, 1516 & 1701, Technology Park,
18 On Lai Street, Shatin, N.T, Hong Kong.
Tel: 2898 7388 Fax: 2898 7076
Website: www.wellab.com.hk

TEST REPORT

APPLICANT: **Cinotech Consultants Limited**
Room 1710, Technology Park,
18 On Lai Street,
Shatin, NT, Hong Kong

ATTN: **Mr. W.K. Tang**

Test Report No.:	C/W/111005-4
Date of Issue:	2011-10-05
Date Received:	2011-10-05
Date Tested:	2011-10-05
Date Completed:	2011-10-05
Next Due Date:	2012-01-04
Page:	1 of 2

Certificate of Calibration

Item for calibration:

Description	: Sonde Environmental Monitoring System
Manufacturer	: YSI
Model No.	: 6820-C-M
Serial No.	: 04F11451AC
Equipment No.	: W.03.05

Test conditions:

Room Temperature	: 24 degree Celsius
Relative Humidity	: 56%

Test Specifications:

Conductivity & Salinity Sensor, Model: 6560, S/N: 10C100151
1. Conductivity performance check with Potassium Chloride standard solution
2. Salinity performance check with Sodium Chloride standard solution

Dissolved Oxygen Sensor, Model: 6562, S/N: 07E100029
1. Performance check against Winkler titration

Turbidity Sensor, Model: 6136, S/N: 10C101580
1. Calibration check with Formazin standard solution

pH Meter, Model: 6561, S/N: 11H
1. Calibration check with standard pH buffer

Depth Meter
1. Calibration check at 1m water level depth

Methodologies:

1. YSI 6-Series Sonde Environmental Monitoring System Instruction Manual
2. In-house method with reference to APHA and ISO standards

PREPARED AND CHECKED BY:
For and On Behalf of **WELLAB Ltd.**

Patrick Tse

PATRICK TSE
Laboratory Manager

This report may not be reproduced except with prior written approval from WELLAB LIMITED and the results relate only to the items calibrated or tested.

WELLAB 匯力
Testing & Research

WELLAB LIMITED
Rms 816, 1516 & 1701, Technology Park,
18 On Lai Street, Shatin, N.T, Hong Kong.
Tel: 2898 7388 Fax: 2898 7076
Website: www.wellab.com.hk

TEST REPORT

Test Report No.:	C/W/111005-4
Date of Issue:	2011-10-05
Date Received:	2011-10-05
Date Tested:	2011-10-05
Date Completed:	2011-10-05
Next Due Date:	2012-01-04
Page:	2 of 2

Results:

1. Conductivity performance check

Specific Conductivity, µS/cm		Correction, µS/cm	Acceptable range
Salinity Meter (C1)	Theoretical Value (C2)	D = C1 - C2	
1420	1420	0	1420 ± 20

2. Salinity Performance check

Salinity, ppt		Correction, ppt	Acceptable range
Instrument Reading	Theoretical Value		
30.1	30.0	0.1	30.0 ± 3

3. Dissolved Oxygen check

Oxygen level in water at 20°C	Dissolved Oxygen, mg O_2/L		Correction, mg O_2/L	Acceptable range
	D.O. Meter	Winkler Titration		
Saturated	9.1	9.1	0.0	± 0.2
Half-saturated	5.6	5.6	0.0	± 0.2
Zero	0.0	0.0	0.0	± 0.2

4. Turbidity check

Turbidity value in solution, NTU	Calibration Value, NTU	Correction, NTU	Acceptable range
0.00	0.00	0.00	0.00 ± 0.05
100	100	0	100 ± 5
1000	1000	0	1000 ± 100

5. pH Meter check

Test Parameters	Performance characteristic	Acceptable range
Liquid junction error ΔpH_j , pH unit	0.01	Less than 0.05
Shift on stirring ΔpH_s , pH unit	0.01	Less than 0.02
Noise ΔpH_n , pH unit	0.00	Less than 0.02

6. Depth Meter check

Instrument Reading, m	Calibration Value, m	Correction, m	Acceptable range
1.0	1.00	0.00	1.00 ± 0.05

**********END OF REPORT**********

This report may not be reproduced except with prior written approval from WELLAB LIMITED and the results relate only to the items calibrated or tested.

WELLAB 匯力 Testing & Research

WELLAB LIMITED
Rms 816, 1516 & 1701, Technology Park,
18 On Lai Street, Shatin, N.T, Hong Kong.
Tel: 2898 7388 Fax: 2898 7076
Website: www.wellab.com.hk

TEST REPORT

APPLICANT: **Cinotech Consultants Limited**
Room 1710, Technology Park,
18 On Lai Street,
Shatin, NT, Hong Kong

ATTN: **Mr. W.K. Tang**

Test Report No.:	C/W/111005-5
Date of Issue:	2011-10-05
Date Received:	2011-10-05
Date Tested:	2011-10-05
Date Completed:	2011-10-05
Next Due Date:	2012-01-04
Page:	1 of 2

Certificate of Calibration

Item for calibration:

Description	: Sonde Environmental Monitoring System
Manufacturer	: YSI
Model No.	: 6820-C-M
Serial No.	: 11J101089
Equipment No.	: W.03.10

Test conditions:

Room Temperature	: 24 degree Celsius
Relative Humidity	: 56%

Test Specifications:

Conductivity & Salinity Sensor, Model: 6560, S/N: 11J100023
1. Conductivity performance check with Potassium Chloride standard solution
2. Salinity performance check with Sodium Chloride standard solution

Dissolved Oxygen Sensor, Model: 6562, S/N: 11J100272
1. Performance check against Winkler titration

Turbidity Sensor, Model: 6136, S/N: 11J100474
1. Calibration check with Formazin standard solution

pH Meter, Model: 6561, S/N: 11H
1. Calibration check with standard pH buffer

Depth Meter
1. Calibration check at 1m water level depth

Methodologies:

1. YSI 6-Series Sonde Environmental Monitoring System Instruction Manual
2. In-house method with reference to APHA and ISO standards

PREPARED AND CHECKED BY:
For and On Behalf of **WELLAB Ltd.**

Patrick Tse
PATRICK TSE
Laboratory Manager

This report may not be reproduced except with prior written approval from WELLAB LIMITED and the results relate only to the items calibrated or tested.

WELLAB 匯力
Testing & Research

WELLAB LIMITED
Rms 816, 1516 & 1701, Technology Park,
18 On Lai Street, Shatin, N.T, Hong Kong.
Tel: 2898 7388 Fax: 2898 7076
Website: www.wellab.com.hk

TEST REPORT

Test Report No.:	C/W/111005-5
Date of Issue:	2011-10-05
Date Received:	2011-10-05
Date Tested:	2011-10-05
Date Completed:	2011-10-05
Next Due Date:	2012-01-04
Page:	2 of 2

Results:

1. Conductivity performance check

Specific Conductivity, µS/cm		Correction, µS/cm	Acceptable range
Salinity Meter (C1)	Theoretical Value (C2)	D = C1 - C2	
1420	1420	0	1420 ± 20

2. Salinity Performance check

Salinity, ppt		Correction, ppt	Acceptable range
Instrument Reading	Theoretical Value		
30.0	30.0	0.0	30.0 ± 3

3. Dissolved Oxygen check

Oxygen level in water at 20°C	Dissolved Oxygen, mg O_2/L		Correction, mg O_2/L	Acceptable range
	D.O. Meter	Winkler Titration		
Saturated	9.1	9.1	0.0	± 0.2
Half-saturated	5.6	5.6	0.0	± 0.2
Zero	0.0	0.0	0.0	± 0.2

4. Turbidity check

Turbidity value in solution, NTU	Calibration Value, NTU	Correction, NTU	Acceptable range
0.00	0.00	0.00	0.00 ± 0.05
100	100	0	100 ± 5
1000	1000	0	1000 ± 100

5. pH Meter check

Test Parameters	Performance characteristic	Acceptable range
Liquid junction error ΔpH_j , pH unit	0.01	Less than 0.05
Shift on stirring ΔpH_s , pH unit	0.01	Less than 0.02
Noise ΔpH_n , pH unit	0.00	Less than 0.02

6. Depth Meter check

Instrument Reading, m	Calibration Value, m	Correction, m	Acceptable range
1.0	1.00	0.00	1.00 ± 0.05

**********END OF REPORT**********

This report may not be reproduced except with prior written approval from WELLAB LIMITED and the results relate only to the items calibrated or tested.

WELLAB 匯力 Testing & Research

WELLAB LIMITED
Rms 816, 1516 & 1701, Technology Park,
18 On Lai Street, Shatin, N.T, Hong Kong.
Tel: 2898 7388 Fax: 2898 7076
Website: www.wellab.com.hk

TEST REPORT

APPLICANT: **Cinotech Consultants Limited**
Room 1710, Technology Park,
18 On Lai Street,
Shatin, NT, Hong Kong

Test Report No.:	C/W/111005-6
Date of Issue:	2011-10-05
Date Received:	2011-10-05
Date Tested:	2011-10-05
Date Completed:	2011-10-05
Next Due Date:	2012-01-04
Page:	1 of 2

ATTN: **Mr. W.K. Tang**

Certificate of Calibration

Item for calibration:

Description	: Sonde Environmental Monitoring System
Manufacturer	: YSI
Model No.	: 6820-C-M
Serial No.	: 11J101088
Equipment No.	: W.03.11

Test conditions:

Room Temperature	: 24 degree Celsius
Relative Humidity	: 56%

Test Specifications:

Conductivity & Salinity Sensor, Model: 6560, S/N: 11J100023
1. Conductivity performance check with Potassium Chloride standard solution
2. Salinity performance check with Sodium Chloride standard solution

Dissolved Oxygen Sensor, Model: 6562, S/N: 11J100272
1. Performance check against Winkler titration

Turbidity Sensor, Model: 6136, S/N: 11J100477
1. Calibration check with Formazin standard solution

pH Meter, Model: 6561, S/N: 11H
1. Calibration check with standard pH buffer

Depth Meter
1. Calibration check at 1m water level depth

Methodologies:

1. YSI 6-Series Sonde Environmental Monitoring System Instruction Manual
2. In-house method with reference to APHA and ISO standards

PREPARED AND CHECKED BY:
For and On Behalf of **WELLAB Ltd.**

PATRICK TSE
Laboratory Manager

This report may not be reproduced except with prior written approval from WELLAB LIMITED and the results relate only to the items calibrated or tested.

WELLAB 匯力
Testing & Research

WELLAB LIMITED
Rms 816, 1516 & 1701, Technology Park,
18 On Lai Street, Shatin, N.T, Hong Kong.
Tel: 2898 7388 Fax: 2898 7076
Website: www.wellab.com.hk

TEST REPORT

Test Report No.:	C/W/111005-6
Date of Issue:	2011-10-05
Date Received:	2011-10-05
Date Tested:	2011-10-05
Date Completed:	2011-10-05
Next Due Date:	2012-01-04

Results:

1. Conductivity performance check

Specific Conductivity, µS/cm		Correction, µS/cm	Acceptable range
Salinity Meter (C1)	Theoretical Value (C2)	D = C1 - C2	
1420	1420	0	1420 ± 20

2. Salinity Performance check

Salinity, ppt		Correction, ppt	Acceptable range
Instrument Reading	Theoretical Value		
30.0	30.0	0.0	30.0 ± 3

3. Dissolved Oxygen check

Oxygen level in water at 20°C	Dissolved Oxygen, mg O_2/L		Correction, mg O_2/L	Acceptable range
	D.O. Meter	Winkler Titration		
Saturated	9.1	9.1	0.0	± 0.2
Half-saturated	5.6	5.6	0.0	± 0.2
Zero	0.0	0.0	0.0	± 0.2

4. Turbidity check

Turbidity value in solution, NTU	Calibration Value, NTU	Correction, NTU	Acceptable range
0.00	0.00	0.00	0.00 ± 0.05
100	100	0	100 ± 5
1000	1000	0	1000 ± 100

5. pH Meter check

Test Parameters	Performance characteristic	Acceptable range
Liquid junction error ΔpH_j , pH unit	0.01	Less than 0.05
Shift on stirring ΔpH_s , pH unit	0.01	Less than 0.02
Noise ΔpH_n , pH unit	0.00	Less than 0.02

6. Depth Meter check

Instrument Reading, m	Calibration Value, m	Correction, m	Acceptable range
1.0	1.00	0.00	1.00 ± 0.05

**********END OF REPORT**********

This report may not be reproduced except with prior written approval from WELLAB LIMITED and the results relate only to the items calibrated or tested.

Annex C2

Quality Control Report for Laboratory Analysis of Suspended Solids

WELLAB 匯力 Testing & Research

WELLAB LIMITED
Rms 816, 1516 &1701, Technology Park,
18 On Lai Street, Shatin, N.T, Hong Kong.
Tel: 2898 7388 Fax: 2898 7076
Website: www.wellab.com.hk

TEST REPORT

APPLICANT: **Cinotech Consultants Limited**
RM 1710, Technology Park,
18 On Lai Street,
Shatin, N.T., Hong Kong

Laboratory No.:	QC14265-V1
Date of Issue:	2011-12-08
Date Received:	2011-10-06
Date Tested:	2011-10-06
Date Completed:	2011-10-12

ATTN: **Miss Mei Ling Tang** Page: 1 of 1

QC report:

Method Blank

Parameter	Method Blank 1	Method Blank 2	Method Blank 3	Method Blank 4	Method Blank 5	Method Blank 6	Acceptance
Suspended Solids (SS), mg	<0.5	<0.5	<0.5	<0.5	<0.5	<0.5	<0.5

Parameter	Method Blank 7	Method Blank 8	Method Blank 9	Acceptance
Suspended Solids (SS), mg	<0.5	<0.5	<0.5	<0.5

Method QC

Parameter	MQC1	MQC2	MQC3	MQC4	MQC5	MQC6	Acceptance
Suspended Solids (SS), %	98	97	101	98	97	98	80-120

Parameter	MQC7	MQC8	MQC9	Acceptance
Suspended Solids (SS), %	97	101	98	80-120

Sample Duplicate

Parameter	14265-10 and 10 chk	14265-20 and 20 chk	14265-30 and 30 chk	14265-40 and 40 chk	14265-50 and 50 chk	14265-60 and 60 chk	Acceptance
Suspended Solids (SS), %	3	4	3	6	5	3	RPD≤20

Parameter	14265-70 and 70 chk	14265-80 and 80 chk	14265-86 and 86 chk	Acceptance
Suspended Solids (SS), %	4	3	6	RPD≤20

Remark: 1) < = less than

2) N/A = Not applicable

3) This report is the summary of quality control data for report number 14265-V2

4) This report supersedes the one dated 2011/11/03 with certificate number QC14265

**********END OF REPORT**********

PREPARED AND CHECKED BY:
For and On Behalf of **WELLAB Ltd.**

Patrick Tse

PATRICK TSE

Laboratory Manager

This report may not be reproduced, except in full, without prior written approval from WELLAB LIMITED and the results relate only to the items calibrated or tested.

WELLAB 滙力 Testing & Research

WELLAB LIMITED
Rms 816, 1516 &1701, Technology Park,
18 On Lai Street, Shatin, N.T, Hong Kong.
Tel: 2898 7388 Fax: 2898 7076
Website: www.wellab.com.hk

TEST REPORT

APPLICANT: **Cinotech Consultants Limited**
RM 1710, Technology Park,
18 On Lai Street,
Shatin, N.T., Hong Kong

Laboratory No.:	QC14266-V1
Date of Issue:	2011-12-08
Date Received:	2011-10-06
Date Tested:	2011-10-06
Date Completed:	2011-10-12

ATTN: **Miss Mei Ling Tang**

Page: 1 of 1

QC report:

Method Blank

Parameter	Method Blank 1	Method Blank 2	Method Blank 3	Method Blank 4	Method Blank 5	Method Blank 6	Acceptance
Suspended Solids (SS), mg	<0.5	<0.5	<0.5	<0.5	<0.5	<0.5	<0.5

Parameter	Method Blank 7	Method Blank 8	Acceptance
Suspended Solids (SS), mg	<0.5	<0.5	<0.5

Method QC

Parameter	MQC1	MQC2	MQC3	MQC4	MQC5	MQC6	Acceptance
Suspended Solids (SS), %	97	96	96	91	94	94	80-120

Parameter	MQC7	MQC8	Acceptance
Suspended Solids (SS), %	94	95	80-120

Sample Duplicate

Parameter	14266-10 and 10 chk	14266-20 and 20 chk	14266-30 and 30 chk	14266-40 and 40 chk	14266-50 and 50 chk	14266-60 and 60 chk	Acceptance
Suspended Solids (SS), %	6	3	2	5	6	2	RPD≤20

Parameter	14266-70 and 70 chk	14266-76 and 76 chk	Acceptance
Suspended Solids (SS), %	5	4	RPD≤20

Remark: 1) < = less than

2) N/A = Not applicable

3) This report is the summary of quality control data for report number 14266-V2

4) This report supersedes the one dated 2011/11/03 with certificate number QC14266

**********END OF REPORT**********

PREPARED AND CHECKED BY:
For and On Behalf of **WELLAB Ltd.**

PATRICK TSE
Laboratory Manager

This report may not be reproduced, except in full, without prior written approval from WELLAB LIMITED and the results relate only to the items calibrated or tested.

WELLAB 匯力 Testing & Research

WELLAB LIMITED
Rms 816, 1516 &1701, Technology Park,
18 On Lai Street, Shatin, N.T, Hong Kong.
Tel: 2898 7388 Fax: 2898 7076
Website: www.wellab.com.hk

TEST REPORT

APPLICANT: **Cinotech Consultants Limited**
RM 1710, Technology Park,
18 On Lai Street,
Shatin, N.T., Hong Kong

Laboratory No.:	QC14267-V1
Date of Issue:	2011-12-08
Date Received:	2011-10-06
Date Tested:	2011-10-06
Date Completed:	2011-10-12

ATTN: **Miss Mei Ling Tang**

Page: 1 of 1

QC report:

Method Blank

Parameter	Method Blank 1	Method Blank 2	Method Blank 3	Method Blank 4	Method Blank 5	Method Blank 6	Acceptance
Suspended Solids (SS), mg	<0.5	<0.5	<0.5	<0.5	<0.5	<0.5	<0.5

Parameter	Method Blank 7	Method Blank 8	Method Blank 9	Method Blank 10	Method Blank 11	Method Blank 12	Acceptance
Suspended Solids (SS), mg	<0.5	<0.5	<0.5	<0.5	<0.5	<0.5	<0.5

Method QC

Parameter	MQC1	MQC2	MQC3	MQC4	MQC5	MQC6	Acceptance
Suspended Solids (SS), %	93	95	94	98	94	95	80-120

Parameter	MQC7	MQC8	MQC9	MQC10	MQC11	MQC12	Acceptance
Suspended Solids (SS), %	96	95	95	93	94	95	80-120

Sample Duplicate

Parameter	14267-10 and 10 chk	14267-20 and 20 chk	14267-30 and 30 chk	14267-40 and 40 chk	14267-50 and 50 chk	14267-60 and 60 chk	Acceptance
Suspended Solids (SS), %	6	4	6	2	3	7	RPD≤20

Parameter	14267-70 and 70 chk	14267-80 and 80 chk	14267-90 and 90 chk	14267-100 and 100 chk	14267-110 and 110 chk	14267-116 and 116 chk	Acceptance
Suspended Solids (SS), %	7	4	4	3	6	3	RPD≤20

Remark: 1) < = less than

2) N/A = Not applicable

3) This report is the summary of quality control data for report number 14267-V2

4) This report supersedes the one dated 2011/11/03 with certificate number QC14267

**********END OF REPORT**********

PREPARED AND CHECKED BY:
For and On Behalf of **WELLAB Ltd.**

PATRICK TSE
Laboratory Manager

This report may not be reproduced, except in full, without prior written approval from WELLAB LIMITED and the results relate only to the items calibrated or tested.

WELLAB LIMITED
Rms 816, 1516 &1701, Technology Park,
18 On Lai Street, Shatin, N.T, Hong Kong.
Tel: 2898 7388 Fax: 2898 7076
Website: www.wellab.com.hk

TEST REPORT

APPLICANT: **Cinotech Consultants Limited**
RM 1710, Technology Park,
18 On Lai Street,
Shatin, N.T., Hong Kong

Laboratory No.:	QC14268-V1
Date of Issue:	2011-12-08
Date Received:	2011-10-06
Date Tested:	2011-10-06
Date Completed:	2011-10-12

ATTN: **Miss Mei Ling Tang**

Page: 1 of 2

QC report:

Method Blank

Parameter	Method Blank 1	Method Blank 2	Method Blank 3	Method Blank 4	Method Blank 5	Method Blank 6	Acceptance
Suspended Solids (SS), mg	<0.5	<0.5	<0.5	<0.5	<0.5	<0.5	<0.5

Parameter	Method Blank 7	Method Blank 8	Method Blank 9	Method Blank 10	Method Blank 11	Method Blank 12	Acceptance
Suspended Solids (SS), mg	<0.5	<0.5	<0.5	<0.5	<0.5	<0.5	<0.5

Parameter	Method Blank 13	Acceptance
Suspended Solids (SS), mg	<0.5	<0.5

Method QC

Parameter	MQC1	MQC2	MQC3	MQC4	MQC5	MQC6	Acceptance
Suspended Solids (SS), %	98	98	99	97	99	96	80-120

Parameter	MQC7	MQC8	MQC9	MQC10	MQC11	MQC12	Acceptance
Suspended Solids (SS), %	93	94	99	93	98	98	80-120

Parameter	MQC13	Acceptance
Suspended Solids (SS), %	97	80-120

Remark: 1) < = less than
2) N/A = Not applicable
3) This report is the summary of quality control data for report number 14268-V2
4) This report supersedes the one dated 2011/11/03 with certificate number QC14268

****

PREPARED AND CHECKED BY:
For and On Behalf of **WELLAB Ltd.**

PATRICK TSE
Laboratory Manager

This report may not be reproduced, except in full, without prior written approval from WELLAB LIMITED and the results relate only to the items calibrated or tested.

WELLAB LIMITED
Rms 816, 1516 &1701, Technology Park,
18 On Lai Street, Shatin, N.T, Hong Kong.
Tel: 2898 7388 Fax: 2898 7076
Website: www.wellab.com.hk

TEST REPORT

Laboratory No.:	QC14268-V1
Date of Issue:	2011-12-08
Date Received:	2011-10-06
Date Tested:	2011-10-06
Date Completed:	2011-10-12

QC report:

Sample Duplicate

Parameter	14268-10 and 10 chk	14268-20 and 20 chk	14268-30 and 30 chk	14268-40 and 40 chk	14268-50 and 50 chk	14268-60 and 60 chk	Acceptance
Suspended Solids (SS), %	6	7	7	6	4	2	RPD≤20

Parameter	14268-70 and 70 chk	14268-80 and 80 chk	14268-90 and 90 chk	14268-100 and 100 chk	14268-110 and 110 chk	14268-120 and 120 chk	Acceptance
Suspended Solids (SS), %	7	7	6	2	4	3	RPD≤20

Parameter	14268-124 and 124 chk	Acceptance
Suspended Solids (SS), %	6	RPD≤20

Remark: 1) < = less than

2) N/A = Not applicable

3) This report is the summary of quality control data for report number 14268-V2

4) This report supersedes the one dated 2011/11/03 with certificate number QC14268

**********END OF REPORT**********

This report may not be reproduced, except in full, without prior written approval from WELLAB LIMITED and the results relate only to the items calibrated or tested.

WELLAB LIMITED
Rms 816, 1516 &1701, Technology Park,
18 On Lai Street, Shatin, N.T, Hong Kong.
Tel: 2898 7388 Fax: 2898 7076
Website: www.wellab.com.hk

TEST REPORT

APPLICANT: **Cinotech Consultants Limited**
RM 1710, Technology Park,
18 On Lai Street,
Shatin, N.T., Hong Kong

Laboratory No.:	QC14274-V1
Date of Issue:	2011-12-08
Date Received:	2011-10-08
Date Tested:	2011-10-08
Date Completed:	2011-10-14
Page:	1 of 1

ATTN: **Miss Mei Ling Tang**

QC report:

Method Blank

Parameter	Method Blank 1	Method Blank 2	Method Blank 3	Method Blank 4	Method Blank 5	Method Blank 6	Acceptance
Suspended Solids (SS), mg	<0.5	<0.5	<0.5	<0.5	<0.5	<0.5	<0.5

Parameter	Method Blank 7	Method Blank 8	Method Blank 9	Acceptance
Suspended Solids (SS), mg	<0.5	<0.5	<0.5	<0.5

Method QC

Parameter	MQC1	MQC2	MQC3	MQC4	MQC5	MQC6	Acceptance
Suspended Solids (SS), %	96	97	97	97	96	97	80-120

Parameter	MQC7	MQC8	MQC9	Acceptance
Suspended Solids (SS), %	98	96	97	80-120

Sample Duplicate

Parameter	14274-11 and 11 chk	14274-21 and 21 chk	14274-31 and 31 chk	14274-41 and 41 chk	14274-51 and 51 chk	14274-61 and 61 chk	Acceptance
Suspended Solids (SS), %	7	3	4	4	3	7	RPD≤20

Parameter	14274-72 and 72 chk	14274-82 and 82 chk	14274-86 and 86 chk	Acceptance
Suspended Solids (SS), %	3	6	5	RPD≤20

Remark: 1) < = less than
2) N/A = Not applicable
3) This report is the summary of quality control data for report number 14274-V2
4) This report supersedes the one dated 2011/11/03 with certificate number QC14274

**********END OF REPORT**********

PREPARED AND CHECKED BY:
For and On Behalf of **WELLAB Ltd.**

PATRICK TSE
Laboratory Manager

This report may not be reproduced, except in full, without prior written approval from WELLAB LIMITED and the results relate only to the items calibrated or tested.

WELLAB 滙力 Testing & Research

WELLAB LIMITED
Rms 816, 1516 &1701, Technology Park,
18 On Lai Street, Shatin, N.T, Hong Kong.
Tel: 2898 7388 Fax: 2898 7076
Website: www.wellab.com.hk

TEST REPORT

APPLICANT: **Cinotech Consultants Limited**
RM 1710, Technology Park,
18 On Lai Street,
Shatin, N.T., Hong Kong

Laboratory No.:	QC14275-V1
Date of Issue:	2011-12-08
Date Received:	2011-10-08
Date Tested:	2011-10-08
Date Completed:	2011-10-14

ATTN: **Miss Mei Ling Tang** Page: 1 of 1

QC report:

Parameter	Method Blank 1	Method Blank 2	Method Blank 3	Method Blank 4	Method Blank 5	Method Blank 6	Acceptance
Suspended Solids (SS), mg	<0.5	<0.5	<0.5	<0.5	<0.5	<0.5	<0.5

Parameter	Method Blank 7	Method Blank 8	Acceptance
Suspended Solids (SS), mg	<0.5	<0.5	<0.5

Method QC

Parameter	MQC1	MQC2	MQC3	MQC4	MQC5	MQC6	Acceptance
Suspended Solids (SS), %	99	96	96	100	97	98	80-120

Parameter	MQC7	MQC8	Acceptance
Suspended Solids (SS), %	99	98	80-120

Sample Duplicate

Parameter	14275-10 and 10 chk	14275-20 and 20 chk	14275-30 and 30 chk	14275-40 and 40 chk	14275-50 and 50 chk	14275-60 and 60 chk	Acceptance
Suspended Solids (SS), %	3	7	3	3	5	7	RPD≤20

Parameter	14275-70 and 70 chk	14275-74 and 74 chk	Acceptance
Suspended Solids (SS), %	4	5	RPD≤20

Remark: 1) < = less than
2) N/A = Not applicable
3) This report is the summary of quality control data for report number 14275-V2
4) This report supersedes the one dated 2011/11/03 with certificate number QC14275

**********END OF REPORT**********

PREPARED AND CHECKED BY:
For and On Behalf of **WELLAB Ltd.**

PATRICK TSE
Laboratory Manager

This report may not be reproduced, except in full, without prior written approval from WELLAB LIMITED and the results relate only to the items calibrated or tested.

WELLAB 匯力 Testing & Research

WELLAB LIMITED
Rms 816, 1516 &1701, Technology Park,
18 On Lai Street, Shatin, N.T, Hong Kong.
Tel: 2898 7388 Fax: 2898 7076
Website: www.wellab.com.hk

TEST REPORT

APPLICANT: **Cinotech Consultants Limited**
RM 1710, Technology Park,
18 On Lai Street,
Shatin, N.T., Hong Kong

Laboratory No.:	QC14276-V1
Date of Issue:	2011-12-08
Date Received:	2011-10-08
Date Tested:	2011-10-08
Date Completed:	2011-10-14

ATTN: **Miss Mei Ling Tang** Page: 1 of 1

QC report:

Method Blank

Parameter	Method Blank 1	Method Blank 2	Method Blank 3	Method Blank 4	Method Blank 5	Method Blank 6	Acceptance
Suspended Solids (SS), mg	<0.5	<0.5	<0.5	<0.5	<0.5	<0.5	<0.5

Parameter	Method Blank 7	Method Blank 8	Method Blank 9	Method Blank 10	Method Blank 11	Method Blank 12	Acceptance
Suspended Solids (SS), mg	<0.5	<0.5	<0.5	<0.5	<0.5	<0.5	<0.5

Method QC

Parameter	MQC1	MQC2	MQC3	MQC4	MQC5	MQC6	Acceptance
Suspended Solids (SS), %	97	97	102	98	95	97	80-120

Parameter	MQC7	MQC8	MQC9	MQC10	MQC11	MQC12	Acceptance
Suspended Solids (SS), %	101	98	98	100	97	98	80-120

Sample Duplicate

Parameter	14276-10 and 10 chk	14276-20 and 20 chk	14276-30 and 30 chk	14276-40 and 40 chk	14276-50 and 50 chk	14276-60 and 60 chk	Acceptance
Suspended Solids (SS), %	6	6	5	3	2	4	RPD≤20

Parameter	14276-70 and 70 chk	14276-80 and 80 chk	14276-90 and 90 chk	14276-100 and 100 chk	14276-110 and 110 chk	14276-114 and 114 chk	Acceptance
Suspended Solids (SS), %	5	4	6	6	3	3	RPD≤20

Remark: 1) < = less than

2) N/A = Not applicable

3) This report is the summary of quality control data for report number 14276-V2

4) This report supersedes the one dated 2011/11/03 with certificate number QC14276

**********END OF REPORT**********

PREPARED AND CHECKED BY:
For and On Behalf of **WELLAB Ltd.**

PATRICK TSE
Laboratory Manager

This report may not be reproduced, except in full, without prior written approval from WELLAB LIMITED and the results relate only to the items calibrated or tested.

WELLAB LIMITED
Rms 816, 1516 &1701, Technology Park,
18 On Lai Street, Shatin, N.T, Hong Kong.
Tel: 2898 7388 Fax: 2898 7076
Website: www.wellab.com.hk

TEST REPORT

APPLICANT: **Cinotech Consultants Limited**
RM 1710, Technology Park,
18 On Lai Street,
Shatin, N.T., Hong Kong

Laboratory No.:	QC14277-V1
Date of Issue:	2011-12-08
Date Received:	2011-10-08
Date Tested:	2011-10-08
Date Completed:	2011-10-14
Page:	1 of 1

ATTN: **Miss Mei Ling Tang**

QC report:

Method Blank

Parameter	Method Blank 1	Method Blank 2	Method Blank 3	Method Blank 4	Method Blank 5	Method Blank 6	Acceptance
Suspended Solids (SS), mg	<0.5	<0.5	<0.5	<0.5	<0.5	<0.5	<0.5

Parameter	Method Blank 7	Method Blank 8	Method Blank 9	Method Blank 10	Method Blank 11	Method Blank 12	Acceptance
Suspended Solids (SS), mg	<0.5	<0.5	<0.5	<0.5	<0.5	<0.5	<0.5

Method QC

Parameter	MQC1	MQC2	MQC3	MQC4	MQC5	MQC6	Acceptance
Suspended Solids (SS), %	98	97	98	99	97	97	80-120

Parameter	MQC7	MQC8	MQC9	MQC10	MQC11	MQC12	Acceptance
Suspended Solids (SS), %	97	99	100	98	97	98	80-120

Sample Duplicate

Parameter	14277-10 and 10 chk	14277-20 and 20 chk	14277-30 and 30 chk	14277-41 and 41 chk	14277-51 and 51 chk	14277-61 and 61 chk	Acceptance
Suspended Solids (SS), %	4	4	2	3	3	6	RPD≤20

Parameter	14277-71 and 71 chk	14277-81 and 81 chk	14277-91 and 91 chk	14277-102 and 102 chk	14277-112 and 112 chk	14277-122 and 122 chk	Acceptance
Suspended Solids (SS), %	4	4	6	4	6	5	RPD≤20

Remark: 1) < = less than
2) N/A = Not applicable
3) This report is the summary of quality control data for report number 14277-V2
4) This report supersedes the one dated 2011/11/03 with certificate number QC14277

**********END OF REPORT**********

PREPARED AND CHECKED BY:
For and On Behalf of **WELLAB Ltd.**

PATRICK TSE
Laboratory Manager

This report may not be reproduced, except in full, without prior written approval from WELLAB LIMITED and the results relate only to the items calibrated or tested.

WELLAB 匯力 Testing & Research

WELLAB LIMITED
Rms 816, 1516 &1701, Technology Park,
18 On Lai Street, Shatin, N.T, Hong Kong.
Tel: 2898 7388 Fax: 2898 7076
Website: www.wellab.com.hk

TEST REPORT

APPLICANT: **Cinotech Consultants Limited**
RM 1710, Technology Park,
18 On Lai Street,
Shatin, N.T., Hong Kong

Laboratory No.:	QC14300-V1
Date of Issue:	2011-12-08
Date Received:	2011-10-10
Date Tested:	2011-10-10
Date Completed:	2011-10-17

ATTN: **Miss Mei Ling Tang**

Page: 1 of 1

QC report:

Method Blank

Parameter	Method Blank 1	Method Blank 2	Method Blank 3	Method Blank 4	Method Blank 5	Method Blank 6	Acceptance
Suspended Solids (SS), mg	<0.5	<0.5	<0.5	<0.5	<0.5	<0.5	<0.5

Parameter	Method Blank 7	Method Blank 8	Method Blank 9	Acceptance
Suspended Solids (SS), mg	<0.5	<0.5	<0.5	<0.5

Method QC

Parameter	MQC1	MQC2	MQC3	MQC4	MQC5	MQC6	Acceptance
Suspended Solids (SS), %	99	96	98	98	100	99	80-120

Parameter	MQC7	MQC8	MQC9	Acceptance
Suspended Solids (SS), %	98	93	97	80-120

Sample Duplicate

Parameter	14300-12 and 12 chk	14300-22 and 22 chk	14300-34 and 34 chk	14300-44 and 44 chk	14300-56 and 56 chk	14300-67 and 67 chk	Acceptance
Suspended Solids (SS), %	3	3	5	6	6	2	RPD≤20

Parameter	14300-78 and 78 chk	14300-89 and 89 chk	14300-96 and 96 chk	Acceptance
Suspended Solids (SS), %	4	6	3	RPD≤20

Remark: 1) <= less than

2) N/A = Not applicable

3) This report is the summary of quality control data for report number 14300-V2

4) This report supersedes the one dated 2011/11/03 with certificate number QC14300

**********END OF REPORT**********

PREPARED AND CHECKED BY:
For and On Behalf of **WELLAB Ltd.**

PATRICK TSE
Laboratory Manager

This report may not be reproduced, except in full, without prior written approval from WELLAB LIMITED and the results relate only to the items calibrated or tested.

WELLAB LIMITED
Rms 816, 1516 &1701, Technology Park,
18 On Lai Street, Shatin, N.T, Hong Kong.
Tel: 2898 7388 Fax: 2898 7076
Website: www.wellab.com.hk

TEST REPORT

APPLICANT: **Cinotech Consultants Limited**
RM 1710, Technology Park,
18 On Lai Street,
Shatin, N.T., Hong Kong

Laboratory No.:	QC14301-V1
Date of Issue:	2011-12-08
Date Received:	2011-10-10
Date Tested:	2011-10-10
Date Completed:	2011-10-17

ATTN: **Miss Mei Ling Tang** Page: 1 of 1

QC report:

Parameter	Method Blank 1	Method Blank 2	Method Blank 3	Method Blank 4	Method Blank 5	Method Blank 6	Acceptance
Suspended Solids (SS), mg	<0.5	<0.5	<0.5	<0.5	<0.5	<0.5	<0.5

Parameter	Method Blank 7	Method Blank 8	Acceptance
Suspended Solids (SS), mg	<0.5	<0.5	<0.5

Method QC

Parameter	MQC1	MQC2	MQC3	MQC4	MQC5	MQC6	Acceptance
Suspended Solids (SS), %	99	101	97	100	95	96	80-120

Parameter	MQC7	MQC8	Acceptance
Suspended Solids (SS), %	101	99	80-120

Sample Duplicate

Parameter	14301-14 and 14 chk	14301-28 and 28 chk	14301-41 and 41 chk	14301-61 and 61 chk	14301-76 and 76 chk	14301-90 and 90 chk	Acceptance
Suspended Solids (SS), %	6	7	7	4	3	7	RPD≤20

Parameter	14301-104 and 104 chk	14301-120 and 120 chk	Acceptance
Suspended Solids (SS), %	6	5	RPD≤20

Remark: 1) < = less than
2) N/A = Not applicable
3) This report is the summary of quality control data for report number 14301-V2
4) This report supersedes the one dated 2011/11/03 with certificate number QC14301

**********END OF REPORT**********

PREPARED AND CHECKED BY:
For and On Behalf of **WELLAB Ltd.**

PATRICK TSE
Laboratory Manager

This report may not be reproduced, except in full, without prior written approval from WELLAB LIMITED and the results relate only to the items calibrated or tested.

WELLAB LIMITED
Rms 816, 1516 &1701, Technology Park,
18 On Lai Street, Shatin, N.T, Hong Kong.
Tel: 2898 7388 Fax: 2898 7076
Website: www.wellab.com.hk

TEST REPORT

APPLICANT: **Cinotech Consultants Limited**
RM 1710, Technology Park,
18 On Lai Street,
Shatin, N.T., Hong Kong

Laboratory No.:	QC14302-V1
Date of Issue:	2011-12-08
Date Received:	2011-10-10
Date Tested:	2011-10-10
Date Completed:	2011-10-17
Page:	1 of 1

ATTN: **Miss Mei Ling Tang**

QC report:

Method Blank

Parameter	Method Blank 1	Method Blank 2	Method Blank 3	Method Blank 4	Method Blank 5	Method Blank 6	Acceptance
Suspended Solids (SS), mg	<0.5	<0.5	<0.5	<0.5	<0.5	<0.5	<0.5

Parameter	Method Blank 7	Method Blank 8	Method Blank 9	Method Blank 10	Method Blank 11	Method Blank 12	Acceptance
Suspended Solids (SS), mg	<0.5	<0.5	<0.5	<0.5	<0.5	<0.5	<0.5

Method QC

Parameter	MQC1	MQC2	MQC3	MQC4	MQC5	MQC6	Acceptance
Suspended Solids (SS), %	98	99	100	95	95	94	80-120

Parameter	MQC7	MQC8	MQC9	MQC10	MQC11	MQC12	Acceptance
Suspended Solids (SS), %	99	98	99	97	99	94	80-120

Sample Duplicate

Parameter	14302-12 and 12 chk	14302-23 and 23 chk	14302-34 and 34 chk	14302-46 and 46 chk	14302-57 and 57 chk	14302-69 and 69 chk	Acceptance
Suspended Solids (SS), %	5	4	6	5	5	2	RPD≤20

Parameter	14302-81 and 81 chk	14302-91 and 91 chk	14302-103 and 103 chk	14302-115 and 115 chk	14302-126 and 126 chk	14302-132 and 132 chk	Acceptance
Suspended Solids (SS), %	3	7	2	5	7	7	RPD≤20

Remark: 1) < = less than
2) N/A = Not applicable
3) This report is the summary of quality control data for report number 14302-V2
4) This report supersedes the one dated 2011/11/03 with certificate number QC14302

**********END OF REPORT**********

PREPARED AND CHECKED BY:
For and On Behalf of **WELLAB Ltd.**

PATRICK TSE
Laboratory Manager

This report may not be reproduced, except in full, without prior written approval from WELLAB LIMITED and the results relate only to the items calibrated or tested.

WELLAB LIMITED
Rms 816, 1516 &1701, Technology Park,
18 On Lai Street, Shatin, N.T, Hong Kong.
Tel: 2898 7388 Fax: 2898 7076
Website: www.wellab.com.hk

TEST REPORT

APPLICANT: **Cinotech Consultants Limited**
RM 1710, Technology Park,
18 On Lai Street,
Shatin, N.T., Hong Kong

Laboratory No.:	QC14303-V1
Date of Issue:	2011-12-08
Date Received:	2011-10-10
Date Tested:	2011-10-10
Date Completed:	2011-10-17

ATTN: **Miss Mei Ling Tang**

Page: 1 of 1

QC report:

Method Blank

Parameter	Method Blank 1	Method Blank 2	Method Blank 3	Method Blank 4	Method Blank 5	Method Blank 6	Acceptance
Suspended Solids (SS), mg	<0.5	<0.5	<0.5	<0.5	<0.5	<0.5	<0.5

Parameter	Method Blank 7	Method Blank 8	Method Blank 9	Method Blank 10	Method Blank 11	Method Blank 12	Acceptance
Suspended Solids (SS), mg	<0.5	<0.5	<0.5	<0.5	<0.5	<0.5	<0.5

Method QC

Parameter	MQC1	MQC2	MQC3	MQC4	MQC5	MQC6	Acceptance
Suspended Solids (SS), %	98	96	100	95	96	96	80-120

Parameter	MQC7	MQC8	MQC9	MQC10	MQC11	MQC12	Acceptance
Suspended Solids (SS), %	97	99	98	98	98	101	80-120

Sample Duplicate

Parameter	14303-11 and 11 chk	14303-23 and 23 chk	14303-33 and 33 chk	14303-44 and 44 chk	14303-56 and 56 chk	14303-66 and 66 chk	Acceptance
Suspended Solids (SS), %	2	3	5	2	3	4	RPD≤20

Parameter	14303-77 and 77 chk	14303-89 and 89 chk	14303-99 and 99 chk	14303-110 and 110 chk	14303-122 and 122 chk	14303-132 and 132 chk	Acceptance
Suspended Solids (SS), %	3	7	7	4	5	2	RPD≤20

Remark: 1) < = less than

2) N/A = Not applicable

3) This report is the summary of quality control data for report number 14303-V2

4) This report supersedes the one dated 2011/11/03 with certificate number QC14303

**********END OF REPORT**********

PREPARED AND CHECKED BY:
For and On Behalf of **WELLAB Ltd.**

PATRICK TSE
Laboratory Manager

This report may not be reproduced, except in full, without prior written approval from WELLAB LIMITED and the results relate only to the items calibrated or tested.

WELLAB 匯力 Testing & Research

WELLAB LIMITED
Rms 816, 1516 &1701, Technology Park,
18 On Lai Street, Shatin, N.T, Hong Kong.
Tel: 2898 7388 Fax: 2898 7076
Website: www.wellab.com.hk

TEST REPORT

APPLICANT: **Cinotech Consultants Limited**
RM 1710, Technology Park,
18 On Lai Street,
Shatin, N.T., Hong Kong

Laboratory No.:	QC14313-V1
Date of Issue:	2011-12-08
Date Received:	2011-10-12
Date Tested:	2011-10-12
Date Completed:	2011-10-18

ATTN: **Miss Mei Ling Tang**

Page: 1 of 1

QC report:

Method Blank

Parameter	Method Blank 1	Method Blank 2	Method Blank 3	Method Blank 4	Method Blank 5	Method Blank 6	Acceptance
Suspended Solids (SS), mg	<0.5	<0.5	<0.5	<0.5	<0.5	<0.5	<0.5

Parameter	Method Blank 7	Method Blank 8	Method Blank 9	Acceptance
Suspended Solids (SS), mg	<0.5	<0.5	<0.5	<0.5

Method QC

Parameter	MQC1	MQC2	MQC3	MQC4	MQC5	MQC6	Acceptance
Suspended Solids (SS), %	96	96	95	99	97	96	80-120

Parameter	MQC7	MQC8	MQC9	Acceptance
Suspended Solids (SS), %	100	95	97	80-120

Sample Duplicate

Parameter	14313-12 and 12 chk	14313-22 and 22 chk	14313-35 and 35 chk	14313-45 and 45 chk	14313-58 and 58 chk	14313-68 and 68 chk	Acceptance
Suspended Solids (SS), %	3	6	4	4	6	3	RPD≤20

Parameter	14313-80 and 80 chk	14313-91 and 91 chk	14313-96 and 96 chk	Acceptance
Suspended Solids (SS), %	4	4	4	RPD≤20

Remark: 1) < = less than

2) N/A = Not applicable

3) This report is the summary of quality control data for report number 14313-V2

4) This report supersedes the one dated 2011/11/03 with certificate number QC14313

**********END OF REPORT**********

PREPARED AND CHECKED BY:
For and On Behalf of **WELLAB Ltd.**

Patrick Tse

PATRICK TSE
Laboratory Manager

This report may not be reproduced, except in full, without prior written approval from WELLAB LIMITED and the results relate only to the items calibrated or tested.

WELLAB 匯力 Testing & Research

WELLAB LIMITED
Rms 816, 1516 &1701, Technology Park,
18 On Lai Street, Shatin, N.T, Hong Kong.
Tel: 2898 7388 Fax: 2898 7076
Website: www.wellab.com.hk

TEST REPORT

APPLICANT: **Cinotech Consultants Limited**
RM 1710, Technology Park,
18 On Lai Street,
Shatin, N.T., Hong Kong

Laboratory No.:	QC14314-V1
Date of Issue:	2011-12-08
Date Received:	2011-10-12
Date Tested:	2011-10-12
Date Completed:	2011-10-18

ATTN: **Miss Mei Ling Tang**

Page: 1 of 1

QC report:

Parameter	Method Blank 1	Method Blank 2	Method Blank 3	Method Blank 4	Method Blank 5	Method Blank 6	Acceptance
Suspended Solids (SS), mg	<0.5	<0.5	<0.5	<0.5	<0.5	<0.5	<0.5

Parameter	Method Blank 7	Method Blank 8	Acceptance
Suspended Solids (SS), mg	<0.5	<0.5	<0.5

Method QC

Parameter	MQC1	MQC2	MQC3	MQC4	MQC5	MQC6	Acceptance
Suspended Solids (SS), %	98	94	97	101	95	97	80-120

Parameter	MQC7	MQC8	Acceptance
Suspended Solids (SS), %	95	98	80-120

Sample Duplicate

Parameter	14314-14 and 14 chk	14314-30 and 30 chk	14314-44 and 44 chk	14314-62 and 62 chk	14314-77 and 77 chk	14314-92 and 92 chk	Acceptance
Suspended Solids (SS), %	4	6	3	3	2	3	RPD≤20

Parameter	14314-107 and 107 chk	14314-120 and 120 chk	Acceptance
Suspended Solids (SS), %	6	6	RPD≤20

Remark: 1) < = less than

2) N/A = Not applicable

3) This report is the summary of quality control data for report number 14314-V2

4) This report supersedes the one dated 2011/11/03 with certificate number QC14314

**********END OF REPORT**********

PREPARED AND CHECKED BY:
For and On Behalf of **WELLAB Ltd.**

PATRICK TSE
Laboratory Manager

This report may not be reproduced, except in full, without prior written approval from WELLAB LIMITED and the results relate only to the items calibrated or tested.

WELLAB 匯力 Testing & Research

WELLAB LIMITED
Rms 816, 1516 &1701, Technology Park,
18 On Lai Street, Shatin, N.T, Hong Kong.
Tel: 2898 7388 Fax: 2898 7076
Website: www.wellab.com.hk

TEST REPORT

APPLICANT: **Cinotech Consultants Limited**
RM 1710, Technology Park,
18 On Lai Street,
Shatin, N.T., Hong Kong

Laboratory No.:	QC14315-V1
Date of Issue:	2011-12-08
Date Received:	2011-10-12
Date Tested:	2011-10-12
Date Completed:	2011-10-18
Page:	1 of 1

ATTN: **Miss Mei Ling Tang**

QC report:

Method Blank

Parameter	Method Blank 1	Method Blank 2	Method Blank 3	Method Blank 4	Method Blank 5	Method Blank 6	Acceptance
Suspended Solids (SS), mg	<0.5	<0.5	<0.5	<0.5	<0.5	<0.5	<0.5

Parameter	Method Blank 7	Method Blank 8	Method Blank 9	Method Blank 10	Method Blank 11	Method Blank 12	Acceptance
Suspended Solids (SS), mg	<0.5	<0.5	<0.5	<0.5	<0.5	<0.5	<0.5

Method QC

Parameter	MQC1	MQC2	MQC3	MQC4	MQC5	MQC6	Acceptance
Suspended Solids (SS), %	97	100	99	97	99	97	80-120

Parameter	MQC7	MQC8	MQC9	MQC10	MQC11	MQC12	Acceptance
Suspended Solids (SS), %	94	93	96	96	98	96	80-120

Sample Duplicate

Parameter	14315-12 and 12 chk	14315-23 and 23 chk	14315-34 and 34 chk	14315-46 and 46 chk	14315-57 and 57 chk	14315-69 and 69 chk	Acceptance
Suspended Solids (SS), %	6	4	5	3	6	2	RPD≤20

Parameter	14315-81 and 81 chk	14315-91 and 91 chk	14315-103 and 103 chk	14315-115 and 115 chk	14315-126 and 126 chk	14315-132 and 132 chk	Acceptance
Suspended Solids (SS), %	7	4	4	5	4	7	RPD≤20

Remark: 1) < = less than

2) N/A = Not applicable

3) This report is the summary of quality control data for report number 14315-V2

4) This report supersedes the one dated 2011/11/03 with certificate number QC14315

**********END OF REPORT**********

PREPARED AND CHECKED BY:
For and On Behalf of **WELLAB Ltd.**

Patrick Tse
PATRICK TSE
Laboratory Manager

This report may not be reproduced, except in full, without prior written approval from WELLAB LIMITED and the results relate only to the items calibrated or tested.

WELLAB LIMITED
Rms 816, 1516 &1701, Technology Park,
18 On Lai Street, Shatin, N.T, Hong Kong.
Tel: 2898 7388 Fax: 2898 7076
Website: www.wellab.com.hk

TEST REPORT

APPLICANT: **Cinotech Consultants Limited**
RM 1710, Technology Park,
18 On Lai Street,
Shatin, N.T., Hong Kong

Laboratory No.:	QC14316-V1
Date of Issue:	2011-12-08
Date Received:	2011-10-12
Date Tested:	2011-10-12
Date Completed:	2011-10-18

ATTN: **Miss Mei Ling Tang**

Page: 1 of 2

QC report:

Method Blank

Parameter	Method Blank 1	Method Blank 2	Method Blank 3	Method Blank 4	Method Blank 5	Method Blank 6	Acceptance
Suspended Solids (SS), mg	<0.5	<0.5	<0.5	<0.5	<0.5	<0.5	<0.5

Parameter	Method Blank 7	Method Blank 8	Method Blank 9	Method Blank 10	Method Blank 11	Method Blank 12	Acceptance
Suspended Solids (SS), mg	<0.5	<0.5	<0.5	<0.5	<0.5	<0.5	<0.5

Parameter	Method Blank 13	Acceptance
Suspended Solids (SS), mg	<0.5	<0.5

Method QC

Parameter	MQC1	MQC2	MQC3	MQC4	MQC5	MQC6	Acceptance
Suspended Solids (SS), %	101	100	92	94	97	100	80-120

Parameter	MQC7	MQC8	MQC9	MQC10	MQC11	MQC12	Acceptance
Suspended Solids (SS), %	96	95	98	99	97	98	80-120

Parameter	MQC13	Acceptance
Suspended Solids (SS), %	94	80-120

Remark: 1) < = less than
2) N/A = Not applicable
3) This report is the summary of quality control data for report number 14316-V2
4) This report supersedes the one dated 2011/11/03 with certificate number QC14316

****

PREPARED AND CHECKED BY:
For and On Behalf of **WELLAB Ltd.**

PATRICK TSE
Laboratory Manager

This report may not be reproduced, except in full, without prior written approval from WELLAB LIMITED and the results relate only to the items calibrated or tested.

WELLAB LIMITED
Rms 816, 1516 &1701, Technology Park,
18 On Lai Street, Shatin, N.T, Hong Kong.
Tel: 2898 7388 Fax: 2898 7076
Website: www.wellab.com.hk

TEST REPORT

Laboratory No.:	QC14316-V1
Date of Issue:	2011-12-08
Date Received:	2011-10-12
Date Tested:	2011-10-12
Date Completed:	2011-10-18

QC report:

Sample Duplicate

Parameter	14316-10 and 10 chk	14316-22 and 22 chk	14316-32 and 32 chk	14316-42 and 42 chk	14316-54 and 54 chk	14316-64 and 64 chk	Acceptance
Suspended Solids (SS), %	6	4	5	4	6	5	RPD≤20

Parameter	14316-74 and 74 chk	14316-86 and 86 chk	14316-96 and 96 chk	14316-106 and 106 chk	14316-118 and 118 chk	14316-128 and 128 chk	Acceptance
Suspended Solids (SS), %	7	5	7	2	2	3	RPD≤20

Parameter	14316-132 and 132 chk	Acceptance
Suspended Solids (SS), %	5	RPD≤20

Remark: 1) < = less than

2) N/A = Not applicable

3) This report is the summary of quality control data for report number 14316-V2

4) This report supersedes the one dated 2011/11/03 with certificate number QC14316

**********END OF REPORT**********

This report may not be reproduced, except in full, without prior written approval from WELLAB LIMITED and the results relate only to the items calibrated or tested.

WELLAB 匯力 Testing & Research

WELLAB LIMITED
Rms 816, 1516 &1701, Technology Park,
18 On Lai Street, Shatin, N.T, Hong Kong.
Tel: 2898 7388 Fax: 2898 7076
Website: www.wellab.com.hk

TEST REPORT

APPLICANT: **Cinotech Consultants Limited**
RM 1710, Technology Park,
18 On Lai Street,
Shatin, N.T., Hong Kong

Laboratory No.:	QC14332-V1
Date of Issue:	2011-12-08
Date Received:	2011-10-14
Date Tested:	2011-10-14
Date Completed:	2011-10-20

ATTN: **Miss Mei Ling Tang**

Page: 1 of 1

QC report:

Method Blank

Parameter	Method Blank 1	Method Blank 2	Method Blank 3	Method Blank 4	Method Blank 5	Method Blank 6	Acceptance
Suspended Solids (SS), mg	<0.5	<0.5	<0.5	<0.5	<0.5	<0.5	<0.5

Parameter	Method Blank 7	Method Blank 8	Method Blank 9	Acceptance
Suspended Solids (SS), mg	<0.5	<0.5	<0.5	<0.5

Method QC

Parameter	MQC1	MQC2	MQC3	MQC4	MQC5	MQC6	Acceptance
Suspended Solids (SS), %	96	95	96	97	96	94	80-120

Parameter	MQC7	MQC8	MQC9	Acceptance
Suspended Solids (SS), %	94	98	97	80-120

Sample Duplicate

Parameter	14332-12 and 12 chk	14332-22 and 22 chk	14332-35 and 35 chk	14332-45 and 45 chk	14332-58 and 58 chk	14332-68 and 68 chk	Acceptance
Suspended Solids (SS), %	4	3	7	5	3	2	RPD≤20

Parameter	14332-80 and 80 chk	14332-91 and 91 chk	14332-96 and 96 chk	Acceptance
Suspended Solids (SS), %	3	7	5	RPD≤20

Remark: 1) < = less than

2) N/A = Not applicable

3) This report is the summary of quality control data for report number 14332-V2

4) This report supersedes the one dated 2011/11/03 with certificate number QC14332

**********END OF REPORT**********

PREPARED AND CHECKED BY:
For and On Behalf of **WELLAB Ltd.**

PATRICK TSE
Laboratory Manager

This report may not be reproduced, except in full, without prior written approval from WELLAB LIMITED and the results relate only to the items calibrated or tested.

WELLAB 匯力 Testing & Research

WELLAB LIMITED
Rms 816, 1516 &1701, Technology Park,
18 On Lai Street, Shatin, N.T, Hong Kong.
Tel: 2898 7388 Fax: 2898 7076
Website: www.wellab.com.hk

TEST REPORT

APPLICANT: **Cinotech Consultants Limited**
RM 1710, Technology Park,
18 On Lai Street,
Shatin, N.T., Hong Kong

Laboratory No.:	QC14333-V1
Date of Issue:	2011-12-08
Date Received:	2011-10-14
Date Tested:	2011-10-14
Date Completed:	2011-10-20

ATTN: **Miss Mei Ling Tang**

Page: 1 of 1

QC report:

Parameter	Method Blank 1	Method Blank 2	Method Blank 3	Method Blank 4	Method Blank 5	Method Blank 6	Acceptance
Suspended Solids (SS), mg	<0.5	<0.5	<0.5	<0.5	<0.5	<0.5	<0.5

Parameter	Method Blank 7	Method Blank 8	Acceptance
Suspended Solids (SS), mg	<0.5	<0.5	<0.5

Method QC

Parameter	MQC1	MQC2	MQC3	MQC4	MQC5	MQC6	Acceptance
Suspended Solids (SS), %	97	98	97	99	98	101	80-120

Parameter	MQC7	MQC8	Acceptance
Suspended Solids (SS), %	100	97	80-120

Sample Duplicate

Parameter	14333-14 and 14 chk	14333-31 and 31 chk	14333-46 and 46 chk	14333-63 and 63 chk	14333-78 and 78 chk	14333-94 and 94 chk	Acceptance
Suspended Solids (SS), %	5	3	3	5	5	3	RPD≤20

Parameter	14333-110 and 110 chk	14333-120 and 120 chk	Acceptance
Suspended Solids (SS), %	5	2	RPD≤20

Remark: 1) < = less than

2) N/A = Not applicable

3) This report is the summary of quality control data for report number 14333-V2

4) This report supersedes the one dated 2011/11/03 with certificate number QC14333

**********END OF REPORT**********

PREPARED AND CHECKED BY:
For and On Behalf of **WELLAB Ltd.**

PATRICK TSE
Laboratory Manager

This report may not be reproduced, except in full, without prior written approval from WELLAB LIMITED and the results relate only to the items calibrated or tested.

WELLAB 匯力 Testing & Research

WELLAB LIMITED
Rms 816, 1516 &1701, Technology Park,
18 On Lai Street, Shatin, N.T, Hong Kong.
Tel: 2898 7388 Fax: 2898 7076
Website: www.wellab.com.hk

TEST REPORT

APPLICANT: **Cinotech Consultants Limited**
RM 1710, Technology Park,
18 On Lai Street,
Shatin, N.T., Hong Kong

Laboratory No.:	QC14334-V1
Date of Issue:	2011-12-08
Date Received:	2011-10-14
Date Tested:	2011-10-14
Date Completed:	2011-10-20

ATTN: **Miss Mei Ling Tang**

Page: 1 of 1

QC report:

Method Blank

Parameter	Method Blank 1	Method Blank 2	Method Blank 3	Method Blank 4	Method Blank 5	Method Blank 6	Acceptance
Suspended Solids (SS), mg	<0.5	<0.5	<0.5	<0.5	<0.5	<0.5	<0.5

Parameter	Method Blank 7	Method Blank 8	Method Blank 9	Method Blank 10	Method Blank 11	Method Blank 12	Acceptance
Suspended Solids (SS), mg	<0.5	<0.5	<0.5	<0.5	<0.5	<0.5	<0.5

Method QC

Parameter	MQC1	MQC2	MQC3	MQC4	MQC5	MQC6	Acceptance
Suspended Solids (SS), %	100	99	95	98	97	97	80-120

Parameter	MQC7	MQC8	MQC9	MQC10	MQC11	MQC12	Acceptance
Suspended Solids (SS), %	99	97	96	96	96	96	80-120

Sample Duplicate

Parameter	14334-12 and 12 chk	14334-24 and 24 chk	14334-37 and 37 chk	14334-49 and 49 chk	14334-59 and 59 chk	14334-70 and 70 chk	Acceptance
Suspended Solids (SS), %	3	7	4	4	3	5	RPD≤20

Parameter	14334-82 and 82 chk	14334-94 and 94 chk	14334-107 and 107 chk	14334-118 and 118 chk	14334-128 and 128 chk	14334-132 and 132 chk	Acceptance
Suspended Solids (SS), %	4	6	5	3	4	7	RPD≤20

Remark: 1) < = less than

2) N/A = Not applicable

3) This report is the summary of quality control data for report number 14334-V2

4) This report supersedes the one dated 2011/11/03 with certificate number QC14334

**********END OF REPORT**********

PREPARED AND CHECKED BY:
For and On Behalf of **WELLAB Ltd.**

PATRICK TSE
Laboratory Manager

This report may not be reproduced, except in full, without prior written approval from WELLAB LIMITED and the results relate only to the items calibrated or tested.

WELLAB 滙力 Testing & Research

WELLAB LIMITED
Rms 816, 1516 &1701, Technology Park,
18 On Lai Street, Shatin, N.T, Hong Kong.
Tel: 2898 7388 Fax: 2898 7076
Website: www.wellab.com.hk

TEST REPORT

APPLICANT: **Cinotech Consultants Limited**
RM 1710, Technology Park,
18 On Lai Street,
Shatin, N.T., Hong Kong

Laboratory No.:	QC14335-V1
Date of Issue:	2011-12-08
Date Received:	2011-10-14
Date Tested:	2011-10-14
Date Completed:	2011-10-20

ATTN: **Miss Mei Ling Tang**

Page: 1 of 2

QC report:

Method Blank

Parameter	Method Blank 1	Method Blank 2	Method Blank 3	Method Blank 4	Method Blank 5	Method Blank 6	Acceptance
Suspended Solids (SS), mg	<0.5	<0.5	<0.5	<0.5	<0.5	<0.5	<0.5

Parameter	Method Blank 7	Method Blank 8	Method Blank 9	Method Blank 10	Method Blank 11	Method Blank 12	Acceptance
Suspended Solids (SS), mg	<0.5	<0.5	<0.5	<0.5	<0.5	<0.5	<0.5

Parameter	Method Blank 13	Acceptance
Suspended Solids (SS), mg	<0.5	<0.5

Method QC

Parameter	MQC1	MQC2	MQC3	MQC4	MQC5	MQC6	Acceptance
Suspended Solids (SS), %	99	94	98	98	98	97	80-120

Parameter	MQC7	MQC8	MQC9	MQC10	MQC11	MQC12	Acceptance
Suspended Solids (SS), %	95	96	97	94	96	96	80-120

Parameter	MQC13	Acceptance
Suspended Solids (SS), %	97	80-120

Remark: 1) < = less than
2) N/A = Not applicable
3) This report is the summary of quality control data for report number 14335-V2
4) This report supersedes the one dated 2011/11/03 with certificate number QC14335

****

PREPARED AND CHECKED BY:
For and On Behalf of **WELLAB Ltd.**

PATRICK TSE
Laboratory Manager

This report may not be reproduced, except in full, without prior written approval from WELLAB LIMITED and the results relate only to the items calibrated or tested.

WELLAB LIMITED
Rms 816, 1516 &1701, Technology Park,
18 On Lai Street, Shatin, N.T, Hong Kong.
Tel: 2898 7388 Fax: 2898 7076
Website: www.wellab.com.hk

TEST REPORT

Laboratory No.:	QC14335-V1
Date of Issue:	2011-12-08
Date Received:	2011-10-14
Date Tested:	2011-10-14
Date Completed:	2011-10-20

QC report:

Sample Duplicate

Parameter	14335-10 and 10 chk	14335-22 and 22 chk	14335-32 and 32 chk	14335-42 and 42 chk	14335-54 and 54 chk	14335-64 and 64 chk	Acceptance
Suspended Solids (SS), %	2	2	3	3	5	3	RPD≤20

Parameter	14335-74 and 74 chk	14335-86 and 86 chk	14335-96 and 96 chk	14335-106 and 106 chk	14335-118 and 118 chk	14335-128 and 128 chk	Acceptance
Suspended Solids (SS), %	3	3	5	7	2	4	RPD≤20

Parameter	14335-132 and 132 chk	Acceptance
Suspended Solids (SS), %	4	RPD≤20

Remark: 1) < = less than

2) N/A = Not applicable

3) This report is the summary of quality control data for report number 14335-V2

4) This report supersedes the one dated 2011/11/03 with certificate number QC14335

**********END OF REPORT**********

This report may not be reproduced, except in full, without prior written approval from WELLAB LIMITED and the results relate only to the items calibrated or tested.

WELLAB 滙力 Testing & Research

WELLAB LIMITED
Rms 816, 1516 &1701, Technology Park,
18 On Lai Street, Shatin, N.T, Hong Kong.
Tel: 2898 7388 Fax: 2898 7076
Website: www.wellab.com.hk

TEST REPORT

APPLICANT: **Cinotech Consultants Limited**
RM 1710, Technology Park,
18 On Lai Street,
Shatin, N.T., Hong Kong

Laboratory No.:	QC14349-V1
Date of Issue:	2011-12-08
Date Received:	2011-10-16
Date Tested:	2011-10-16
Date Completed:	2011-10-21

ATTN: **Miss Mei Ling Tang** Page: 1 of 1

QC report:

Method Blank

Parameter	Method Blank 1	Method Blank 2	Method Blank 3	Method Blank 4	Method Blank 5	Method Blank 6	Acceptance
Suspended Solids (SS), mg	<0.5	<0.5	<0.5	<0.5	<0.5	<0.5	<0.5

Parameter	Method Blank 7	Method Blank 8	Method Blank 9	Acceptance
Suspended Solids (SS), mg	<0.5	<0.5	<0.5	<0.5

Method QC

Parameter	MQC1	MQC2	MQC3	MQC4	MQC5	MQC6	Acceptance
Suspended Solids (SS), %	99	94	99	93	100	98	80-120

Parameter	MQC7	MQC8	MQC9	Acceptance
Suspended Solids (SS), %	95	100	94	80-120

Sample Duplicate

Parameter	14349-11 and 11 chk	14349-21 and 21 chk	14349-34 and 34 chk	14349-44 and 44 chk	14349-55 and 55 chk	14349-66 and 66 chk	Acceptance
Suspended Solids (SS), %	6	6	4	3	3	6	RPD≤20

Parameter	14349-77 and 77 chk	14349-89 and 89 chk	14349-96 and 96 chk	Acceptance
Suspended Solids (SS), %	5	6	2	RPD≤20

Remark: 1) <= less than

2) N/A = Not applicable

3) This report is the summary of quality control data for report number 14349-V2

4) This report supersedes the one dated 2011/11/03 with certificate number QC14349

**********END OF REPORT**********

PREPARED AND CHECKED BY:
For and On Behalf of **WELLAB Ltd.**

PATRICK TSE
Laboratory Manager

This report may not be reproduced, except in full, without prior written approval from WELLAB LIMITED and the results relate only to the items calibrated or tested.

WELLAB 匯力 Testing & Research

WELLAB LIMITED
Rms 816, 1516 &1701, Technology Park,
18 On Lai Street, Shatin, N.T, Hong Kong.
Tel: 2898 7388 Fax: 2898 7076
Website: www.wellab.com.hk

TEST REPORT

APPLICANT: **Cinotech Consultants Limited**
RM 1710, Technology Park,
18 On Lai Street,
Shatin, N.T., Hong Kong

Laboratory No.:	QC14350-V1
Date of Issue:	2011-12-08
Date Received:	2011-10-16
Date Tested:	2011-10-16
Date Completed:	2011-10-21

ATTN: **Miss Mei Ling Tang** Page: 1 of 1

QC report:

Parameter	Method Blank 1	Method Blank 2	Method Blank 3	Method Blank 4	Method Blank 5	Method Blank 6	Acceptance
Suspended Solids (SS), mg	<0.5	<0.5	<0.5	<0.5	<0.5	<0.5	<0.5

Parameter	Method Blank 7	Method Blank 8	Acceptance
Suspended Solids (SS), mg	<0.5	<0.5	<0.5

Method QC

Parameter	MQC1	MQC2	MQC3	MQC4	MQC5	MQC6	Acceptance
Suspended Solids (SS), %	93	99	96	96	98	93	80-120

Parameter	MQC7	MQC8	Acceptance
Suspended Solids (SS), %	96	93	80-120

Sample Duplicate

Parameter	14350-14 and 14 chk	14350-30 and 30 chk	14350-44 and 44 chk	14350-60 and 60 chk	14350-74 and 74 chk	14350-90 and 90 chk	Acceptance
Suspended Solids (SS), %	2	6	2	7	5	6	RPD≤20

Parameter	14350-104 and 104 chk	14350-120 and 120 chk	Acceptance
Suspended Solids (SS), %	5	3	RPD≤20

Remark: 1) < = less than
2) N/A = Not applicable
3) This report is the summary of quality control data for report number 14350-V2
4) This report supersedes the one dated 2011/11/03 with certificate number QC14350

**********END OF REPORT**********

PREPARED AND CHECKED BY:
For and On Behalf of **WELLAB Ltd.**

Patrick Tse
PATRICK TSE
Laboratory Manager

This report may not be reproduced, except in full, without prior written approval from WELLAB LIMITED and the results relate only to the items calibrated or tested.

WELLAB 匯力 Testing & Research

WELLAB LIMITED
Rms 816, 1516 &1701, Technology Park,
18 On Lai Street, Shatin, N.T, Hong Kong.
Tel: 2898 7388 Fax: 2898 7076
Website: www.wellab.com.hk

TEST REPORT

APPLICANT: **Cinotech Consultants Limited**
RM 1710, Technology Park,
18 On Lai Street,
Shatin, N.T., Hong Kong

Laboratory No.:	QC14351-V1
Date of Issue:	2011-12-08
Date Received:	2011-10-16
Date Tested:	2011-10-16
Date Completed:	2011-10-21

ATTN: **Miss Mei Ling Tang** Page: 1 of 1

QC report:

Method Blank

Parameter	Method Blank 1	Method Blank 2	Method Blank 3	Method Blank 4	Method Blank 5	Method Blank 6	Acceptance
Suspended Solids (SS), mg	<0.5	<0.5	<0.5	<0.5	<0.5	<0.5	<0.5

Parameter	Method Blank 7	Method Blank 8	Method Blank 9	Method Blank 10	Method Blank 11	Method Blank 12	Acceptance
Suspended Solids (SS), mg	<0.5	<0.5	<0.5	<0.5	<0.5	<0.5	<0.5

Method QC

Parameter	MQC1	MQC2	MQC3	MQC4	MQC5	MQC6	Acceptance
Suspended Solids (SS), %	93	100	94	96	100	98	80-120

Parameter	MQC7	MQC8	MQC9	MQC10	MQC11	MQC12	Acceptance
Suspended Solids (SS), %	100	97	101	100	98	98	80-120

Sample Duplicate

Parameter	14351-12 and 12 chk	14351-24 and 24 chk	14351-37 and 37 chk	14351-49 and 49 chk	14351-60 and 60 chk	14351-72 and 72 chk	Acceptance
Suspended Solids (SS), %	5	3	4	3	5	3	RPD≤20

Parameter	14351-83 and 83 chk	14351-96 and 96 chk	14351-108 and 108 chk	14351-119 and 119 chk	14351-130 and 130 chk	14351-132 and 132 chk	Acceptance
Suspended Solids (SS), %	4	5	6	4	4	6	RPD≤20

Remark: 1) < = less than

2) N/A = Not applicable

3) This report is the summary of quality control data for report number 14351-V2

4) This report supersedes the one dated 2011/11/03 with certificate number QC14351

**********END OF REPORT**********

PREPARED AND CHECKED BY:
For and On Behalf of **WELLAB Ltd.**

PATRICK TSE
Laboratory Manager

This report may not be reproduced, except in full, without prior written approval from WELLAB LIMITED and the results relate only to the items calibrated or tested.

WELLAB 匯力 Testing & Research

WELLAB LIMITED
Rms 816, 1516 &1701, Technology Park,
18 On Lai Street, Shatin, N.T, Hong Kong.
Tel: 2898 7388 Fax: 2898 7076
Website: www.wellab.com.hk

TEST REPORT

APPLICANT: **Cinotech Consultants Limited**
RM 1710, Technology Park,
18 On Lai Street,
Shatin, N.T., Hong Kong

Laboratory No.:	QC14352-V1
Date of Issue:	2011-12-08
Date Received:	2011-10-16
Date Tested:	2011-10-16
Date Completed:	2011-10-21

ATTN: **Miss Mei Ling Tang**

Page: 1 of 2

QC report:

Method Blank

Parameter	Method Blank 1	Method Blank 2	Method Blank 3	Method Blank 4	Method Blank 5	Method Blank 6	Acceptance
Suspended Solids (SS), mg	<0.5	<0.5	<0.5	<0.5	<0.5	<0.5	<0.5

Parameter	Method Blank 7	Method Blank 8	Method Blank 9	Method Blank 10	Method Blank 11	Method Blank 12	Acceptance
Suspended Solids (SS), mg	<0.5	<0.5	<0.5	<0.5	<0.5	<0.5	<0.5

Parameter	Method Blank 13	Acceptance
Suspended Solids (SS), mg	<0.5	<0.5

Method QC

Parameter	MQC1	MQC2	MQC3	MQC4	MQC5	MQC6	Acceptance
Suspended Solids (SS), %	97	98	98	95	94	97	80-120

Parameter	MQC7	MQC8	MQC9	MQC10	MQC11	MQC12	Acceptance
Suspended Solids (SS), %	101	97	97	98	97	94	80-120

Parameter	MQC13	Acceptance
Suspended Solids (SS), %	103	80-120

Remark: 1) < = less than

2) N/A = Not applicable

3) This report is the summary of quality control data for report number 14352-V2

4) This report supersedes the one dated 2011/11/03 with certificate number QC14352

****

PREPARED AND CHECKED BY:
For and On Behalf of **WELLAB Ltd.**

PATRICK TSE
Laboratory Manager

This report may not be reproduced, except in full, without prior written approval from WELLAB LIMITED and the results relate only to the items calibrated or tested.

WELLAB 匯力 Testing & Research

WELLAB LIMITED
Rms 816, 1516 &1701, Technology Park,
18 On Lai Street, Shatin, N.T, Hong Kong.
Tel: 2898 7388 Fax: 2898 7076
Website: www.wellab.com.hk

TEST REPORT

Laboratory No.:	QC14352-V1
Date of Issue:	2011-12-08
Date Received:	2011-10-16
Date Tested:	2011-10-16
Date Completed:	2011-10-21

QC report:

Sample Duplicate

Parameter	14352-10 and 10 chk	14352-22 and 22 chk	14352-32 and 32 chk	14352-42 and 42 chk	14352-54 and 54 chk	14352-64 and 64 chk	Acceptance
Suspended Solids (SS), %	6	7	4	3	3	5	RPD≤20

Parameter	14352-74 and 74 chk	14352-86 and 86 chk	14352-96 and 96 chk	14352-106 and 106 chk	14352-118 and 118 chk	14352-128 and 128 chk	Acceptance
Suspended Solids (SS), %	4	7	6	5	5	4	RPD≤20

Parameter	14352-132 and 132 chk	Acceptance
Suspended Solids (SS), %	6	RPD≤20

Remark: 1) < = less than

2) N/A = Not applicable

3) This report is the summary of quality control data for report number 14352-V2

4) This report supersedes the one dated 2011/11/03 with certificate number QC14352

**********END OF REPORT**********

This report may not be reproduced, except in full, without prior written approval from WELLAB LIMITED and the results relate only to the items calibrated or tested.

WELLAB 匯力 Testing & Research

WELLAB LIMITED
Rms 816, 1516 &1701, Technology Park,
18 On Lai Street, Shatin, N.T, Hong Kong.
Tel: 2898 7388 Fax: 2898 7076
Website: www.wellab.com.hk

TEST REPORT

APPLICANT: **Cinotech Consultants Limited**
RM 1710, Technology Park,
18 On Lai Street,
Shatin, N.T., Hong Kong

Laboratory No.:	QC14364-V1
Date of Issue:	2011-12-09
Date Received:	2011-10-18
Date Tested:	2011-10-18
Date Completed:	2011-10-24

ATTN: **Miss Mei Ling Tang**

Page: 1 of 1

QC report:

Parameter	Method Blank 1	Method Blank 2	Method Blank 3	Method Blank 4	Method Blank 5	Method Blank 6	Acceptance
Suspended Solids (SS), mg	<0.5	<0.5	<0.5	<0.5	<0.5	<0.5	<0.5

Parameter	Method Blank 7	Method Blank 8	Method Blank 9	Acceptance
Suspended Solids (SS), mg	<0.5	<0.5	<0.5	<0.5

Method QC

Parameter	MQC1	MQC2	MQC3	MQC4	MQC5	MQC6	Acceptance
Suspended Solids (SS), %	99	98	98	100	100	100	80-120

Parameter	MQC7	MQC8	MQC9	Acceptance
Suspended Solids (SS), %	98	97	100	80-120

Sample Duplicate

Parameter	14364-10 and 10 chk	14364-20 and 20 chk	14364-30 and 30 chk	14364-40 and 40 chk	14364-50 and 50 chk	14364-60 and 60 chk	Acceptance
Suspended Solids (SS), %	5	4	4	4	3	5	RPD≤20

Parameter	14364-70 and 70 chk	14364-80 and 80 chk	14364-84 and 84 chk	Acceptance
Suspended Solids (SS), %	5	6	3	RPD≤20

Remark: 1) < = less than
2) N/A = Not applicable
3) This report is the summary of quality control data for report number 14364-V2
4) This report supersedes the one dated 2011/11/03 with certificate number QC14364

**********END OF REPORT**********

PREPARED AND CHECKED BY:
For and On Behalf of **WELLAB Ltd.**

PATRICK TSE
Laboratory Manager

This report may not be reproduced, except in full, without prior written approval from WELLAB LIMITED and the results relate only to the items calibrated or tested.

WELLAB LIMITED
Rms 816, 1516 &1701, Technology Park,
18 On Lai Street, Shatin, N.T, Hong Kong.
Tel: 2898 7388 Fax: 2898 7076
Website: www.wellab.com.hk

TEST REPORT

APPLICANT: **Cinotech Consultants Limited**
RM 1710, Technology Park,
18 On Lai Street,
Shatin, N.T., Hong Kong

Laboratory No.:	QC14365-V1
Date of Issue:	2011-12-08
Date Received:	2011-10-18
Date Tested:	2011-10-18
Date Completed:	2011-10-24

ATTN: **Miss Mei Ling Tang**

Page: 1 of 1

QC report:

Parameter	Method Blank 1	Method Blank 2	Method Blank 3	Method Blank 4	Method Blank 5	Method Blank 6	Acceptance
Suspended Solids (SS), mg	<0.5	<0.5	<0.5	<0.5	<0.5	<0.5	<0.5

Parameter	Method Blank 7	Method Blank 8	Acceptance
Suspended Solids (SS), mg	<0.5	<0.5	<0.5

Method QC

Parameter	MQC1	MQC2	MQC3	MQC4	MQC5	MQC6	Acceptance
Suspended Solids (SS), %	99	96	96	100	97	95	80-120

Parameter	MQC7	MQC8	Acceptance
Suspended Solids (SS), %	96	101	80-120

Sample Duplicate

Parameter	14365-10 and 10 chk	14365-20 and 20 chk	14365-30 and 30 chk	14365-40 and 40 chk	14365-50 and 50 chk	14365-60 and 60 chk	Acceptance
Suspended Solids (SS), %	6	5	2	6	5	7	RPD≤20

Parameter	14365-70 and 70 chk	14365-76 and 76 chk	Acceptance
Suspended Solids (SS), %	6	3	RPD≤20

Remark: 1) < = less than
2) N/A = Not applicable
3) This report is the summary of quality control data for report number 14365-V2
4) This report supersedes the one dated 2011/11/03 with certificate number QC14365

**********END OF REPORT**********

PREPARED AND CHECKED BY:
For and On Behalf of **WELLAB Ltd.**

PATRICK TSE
Laboratory Manager

This report may not be reproduced, except in full, without prior written approval from WELLAB LIMITED and the results relate only to the items calibrated or tested.

WELLAB LIMITED
Rms 816, 1516 &1701, Technology Park,
18 On Lai Street, Shatin, N.T, Hong Kong.
Tel: 2898 7388 Fax: 2898 7076
Website: www.wellab.com.hk

TEST REPORT

APPLICANT: **Cinotech Consultants Limited**
RM 1710, Technology Park,
18 On Lai Street,
Shatin, N.T., Hong Kong

Laboratory No.:	QC14366-V1
Date of Issue:	2011-12-08
Date Received:	2011-10-18
Date Tested:	2011-10-18
Date Completed:	2011-10-24

ATTN: **Miss Mei Ling Tang**

Page: 1 of 1

QC report:

Method Blank

Parameter	Method Blank 1	Method Blank 2	Method Blank 3	Method Blank 4	Method Blank 5	Method Blank 6	Acceptance
Suspended Solids (SS), mg	<0.5	<0.5	<0.5	<0.5	<0.5	<0.5	<0.5

Parameter	Method Blank 7	Method Blank 8	Method Blank 9	Method Blank 10	Method Blank 11	Method Blank 12	Acceptance
Suspended Solids (SS), mg	<0.5	<0.5	<0.5	<0.5	<0.5	<0.5	<0.5

Method QC

Parameter	MQC1	MQC2	MQC3	MQC4	MQC5	MQC6	Acceptance
Suspended Solids (SS), %	96	100	93	100	94	94	80-120

Parameter	MQC7	MQC8	MQC9	MQC10	MQC11	MQC12	Acceptance
Suspended Solids (SS), %	96	98	99	94	93	100	80-120

Sample Duplicate

Parameter	14366-10 and 10 chk	14366-20 and 20 chk	14366-30 and 30 chk	14366-40 and 40 chk	14366-50 and 50 chk	14366-60 and 60 chk	Acceptance
Suspended Solids (SS), %	5	4	4	5	6	3	RPD≤20

Parameter	14366-70 and 70 chk	14366-80 and 80 chk	14366-90 and 90 chk	14366-100 and 100 chk	14366-110 and 110 chk	14366-116 and 116 chk	Acceptance
Suspended Solids (SS), %	3	2	6	6	5	4	RPD≤20

Remark: 1) < = less than

2) N/A = Not applicable

3) This report is the summary of quality control data for report number 14366-V2

4) This report supersedes the one dated 2011/11/03 with certificate number QC14366

**********END OF REPORT**********

PREPARED AND CHECKED BY:
For and On Behalf of **WELLAB Ltd.**

PATRICK TSE
Laboratory Manager

This report may not be reproduced, except in full, without prior written approval from WELLAB LIMITED and the results relate only to the items calibrated or tested.

WELLAB LIMITED
Rms 816, 1516 &1701, Technology Park,
18 On Lai Street, Shatin, N.T, Hong Kong.
Tel: 2898 7388 Fax: 2898 7076
Website: www.wellab.com.hk

TEST REPORT

APPLICANT: **Cinotech Consultants Limited**
RM 1710, Technology Park,
18 On Lai Street,
Shatin, N.T., Hong Kong

Laboratory No.:	QC14367-V1
Date of Issue:	2011-12-08
Date Received:	2011-10-18
Date Tested:	2011-10-18
Date Completed:	2011-10-24

ATTN: **Miss Mei Ling Tang**

Page: 1 of 2

QC report:

Method Blank

Parameter	Method Blank 1	Method Blank 2	Method Blank 3	Method Blank 4	Method Blank 5	Method Blank 6	Acceptance
Suspended Solids (SS), mg	<0.5	<0.5	<0.5	<0.5	<0.5	<0.5	<0.5

Parameter	Method Blank 7	Method Blank 8	Method Blank 9	Method Blank 10	Method Blank 11	Method Blank 12	Acceptance
Suspended Solids (SS), mg	<0.5	<0.5	<0.5	<0.5	<0.5	<0.5	<0.5

Parameter	Method Blank 13	Acceptance
Suspended Solids (SS), mg	<0.5	<0.5

Method QC

Parameter	MQC1	MQC2	MQC3	MQC4	MQC5	MQC6	Acceptance
Suspended Solids (SS), %	100	95	99	98	99	96	80-120

Parameter	MQC7	MQC8	MQC9	MQC10	MQC11	MQC12	Acceptance
Suspended Solids (SS), %	95	98	98	96	95	98	80-120

Parameter	MQC13	Acceptance
Suspended Solids (SS), %	101	80-120

Remark: 1) < = less than
2) N/A = Not applicable
3) This report is the summary of quality control data for report number 14367-V2
4) This report supersedes the one dated 2011/11/03 with certificate number QC14367

****

PREPARED AND CHECKED BY:
For and On Behalf of **WELLAB Ltd.**

Patrick Tse
PATRICK TSE
Laboratory Manager

This report may not be reproduced, except in full, without prior written approval from WELLAB LIMITED and the results relate only to the items calibrated or tested.

WELLAB 匯力 Testing & Research

WELLAB LIMITED
Rms 816, 1516 &1701, Technology Park,
18 On Lai Street, Shatin, N.T, Hong Kong.
Tel: 2898 7388 Fax: 2898 7076
Website: www.wellab.com.hk

TEST REPORT

Laboratory No.:	QC14367-V1
Date of Issue:	2011-12-08
Date Received:	2011-10-18
Date Tested:	2011-10-18
Date Completed:	2011-10-24

QC report:

Sample Duplicate

Parameter	14367-10 and 10 chk	14367-20 and 20 chk	14367-30 and 30 chk	14367-40 and 40 chk	14367-50 and 50 chk	14367-60 and 60 chk	Acceptance
Suspended Solids (SS), %	3	3	7	7	7	3	RPD≤20

Parameter	14367-70 and 70 chk	14367-80 and 80 chk	14367-90 and 90 chk	14367-100 and 100 chk	14367-110 and 110 chk	14367-120 and 120 chk	Acceptance
Suspended Solids (SS), %	5	4	3	3	4	5	RPD≤20

Parameter	14367-124 and 124 chk	Acceptance
Suspended Solids (SS), %	3	RPD≤20

Remark: 1) < = less than

2) N/A = Not applicable

3) This report is the summary of quality control data for report number 14367-V2

4) This report supersedes the one dated 2011/11/03 with certificate number QC14367

**********END OF REPORT**********

This report may not be reproduced, except in full, without prior written approval from WELLAB LIMITED and the results relate only to the items calibrated or tested.

WELLAB LIMITED
Rms 816, 1516 &1701, Technology Park,
18 On Lai Street, Shatin, N.T, Hong Kong.
Tel: 2898 7388 Fax: 2898 7076
Website: www.wellab.com.hk

TEST REPORT

APPLICANT: **Cinotech Consultants Limited**
RM 1710, Technology Park,
18 On Lai Street,
Shatin, N.T., Hong Kong

Laboratory No.:	QC14399-V1
Date of Issue:	2011-12-08
Date Received:	2011-10-22
Date Tested:	2011-10-22
Date Completed:	2011-10-28

ATTN: **Miss Mei Ling Tang**

Page: 1 of 1

QC report:

Parameter	Method Blank 1	Method Blank 2	Method Blank 3	Method Blank 4	Method Blank 5	Method Blank 6	Acceptance
Suspended Solids (SS), mg	<0.5	<0.5	<0.5	<0.5	<0.5	<0.5	<0.5

Parameter	Method Blank 7	Method Blank 8	Method Blank 9	Acceptance
Suspended Solids (SS), mg	<0.5	<0.5	<0.5	<0.5

Method QC

Parameter	MQC1	MQC2	MQC3	MQC4	MQC5	MQC6	Acceptance
Suspended Solids (SS), %	96	98	97	99	100	99	80-120

Parameter	MQC7	MQC8	MQC9	Acceptance
Suspended Solids (SS), %	99	99	97	80-120

Sample Duplicate

Parameter	14399-10 and 10 chk	14399-20 and 20 chk	14399-30 and 30 chk	14399-40 and 40 chk	14399-50 and 50 chk	14399-60 and 60 chk	Acceptance
Suspended Solids (SS), %	5	3	5	4	3	3	RPD≤20

Parameter	14399-70 and 70 chk	14399-80 and 80 chk	14399-84 and 84 chk	Acceptance
Suspended Solids (SS), %	3	5	4	RPD≤20

Remark: 1) < = less than
2) N/A = Not applicable
3) This report is the summary of quality control data for report number 14399-V2
4) This report supersedes the one dated 2011/11/03 with certificate number QC14399

**********END OF REPORT**********

PREPARED AND CHECKED BY:
For and On Behalf of **WELLAB Ltd.**

PATRICK TSE
Laboratory Manager

This report may not be reproduced, except in full, without prior written approval from WELLAB LIMITED and the results relate only to the items calibrated or tested.

WELLAB 匯力 Testing & Research

WELLAB LIMITED
Rms 816, 1516 &1701, Technology Park,
18 On Lai Street, Shatin, N.T, Hong Kong.
Tel: 2898 7388 Fax: 2898 7076
Website: www.wellab.com.hk

TEST REPORT

APPLICANT: **Cinotech Consultants Limited**
RM 1710, Technology Park,
18 On Lai Street,
Shatin, N.T., Hong Kong

Laboratory No.:	QC14400-V1
Date of Issue:	2011-12-08
Date Received:	2011-10-22
Date Tested:	2011-10-22
Date Completed:	2011-10-28

ATTN: **Miss Mei Ling Tang** Page: 1 of 1

QC report:

Parameter	Method Blank 1	Method Blank 2	Method Blank 3	Method Blank 4	Method Blank 5	Method Blank 6	Acceptance
Suspended Solids (SS), mg	<0.5	<0.5	<0.5	<0.5	<0.5	<0.5	<0.5

Parameter	Method Blank 7	Method Blank 8	Acceptance
Suspended Solids (SS), mg	<0.5	<0.5	<0.5

Method QC

Parameter	MQC1	MQC2	MQC3	MQC4	MQC5	MQC6	Acceptance
Suspended Solids (SS), %	97	95	96	101	93	96	80-120

Parameter	MQC7	MQC8	Acceptance
Suspended Solids (SS), %	98	96	80-120

Sample Duplicate

Parameter	14400-10 and 10 chk	14400-20 and 20 chk	14400-30 and 30 chk	14400-40 and 40 chk	14400-50 and 50 chk	14400-60 and 60 chk	Acceptance
Suspended Solids (SS), %	4	5	4	5	5	6	RPD≤20

Parameter	14400-70 and 70 chk	14400-76 and 76 chk	Acceptance
Suspended Solids (SS), %	3	3	RPD≤20

Remark: 1) < = less than
2) N/A = Not applicable
3) This report is the summary of quality control data for report number 14400-V2
4) This report supersedes the one dated 2011/11/03 with certificate number QC14400

**********END OF REPORT**********

PREPARED AND CHECKED BY:
For and On Behalf of **WELLAB Ltd.**

Patrick Tse
PATRICK TSE
Laboratory Manager

This report may not be reproduced, except in full, without prior written approval from WELLAB LIMITED and the results relate only to the items calibrated or tested.

WELLAB 匯力 Testing & Research

WELLAB LIMITED
Rms 816, 1516 &1701, Technology Park,
18 On Lai Street, Shatin, N.T, Hong Kong.
Tel: 2898 7388 Fax: 2898 7076
Website: www.wellab.com.hk

TEST REPORT

APPLICANT: **Cinotech Consultants Limited**
RM 1710, Technology Park,
18 On Lai Street,
Shatin, N.T., Hong Kong

Laboratory No.:	QC14401-V1
Date of Issue:	2011-12-08
Date Received:	2011-10-22
Date Tested:	2011-10-22
Date Completed:	2011-10-28

ATTN: **Miss Mei Ling Tang** Page: 1 of 1

QC report:

Method Blank

Parameter	Method Blank 1	Method Blank 2	Method Blank 3	Method Blank 4	Method Blank 5	Method Blank 6	Acceptance
Suspended Solids (SS), mg	<0.5	<0.5	<0.5	<0.5	<0.5	<0.5	<0.5

Parameter	Method Blank 7	Method Blank 8	Method Blank 9	Method Blank 10	Method Blank 11	Method Blank 12	Acceptance
Suspended Solids (SS), mg	<0.5	<0.5	<0.5	<0.5	<0.5	<0.5	<0.5

Method QC

Parameter	MQC1	MQC2	MQC3	MQC4	MQC5	MQC6	Acceptance
Suspended Solids (SS), %	96	97	97	96	97	101	80-120

Parameter	MQC7	MQC8	MQC9	MQC10	MQC11	MQC12	Acceptance
Suspended Solids (SS), %	100	97	99	96	97	98	80-120

Sample Duplicate

Parameter	14401-10 and 10 chk	14401-20 and 20 chk	14401-30 and 30 chk	14401-40 and 40 chk	14401-50 and 50 chk	14401-60 and 60 chk	Acceptance
Suspended Solids (SS), %	2	6	5	5	2	4	RPD≤20

Parameter	14401-70 and 70 chk	14401-80 and 80 chk	14401-90 and 90 chk	14401-100 and 100 chk	14401-110 and 110 chk	14401-114 and 114 chk	Acceptance
Suspended Solids (SS), %	6	6	3	6	3	6	RPD≤20

Remark: 1) < = less than

2) N/A = Not applicable

3) This report is the summary of quality control data for report number 14401-V2

4) This report supersedes the one dated 2011/11/03 with certificate number QC14401

**********END OF REPORT**********

PREPARED AND CHECKED BY:
For and On Behalf of **WELLAB Ltd.**

Patrick Tse
PATRICK TSE
Laboratory Manager

This report may not be reproduced, except in full, without prior written approval from WELLAB LIMITED and the results relate only to the items calibrated or tested.

WELLAB 滙力 Testing & Research

WELLAB LIMITED
Rms 816, 1516 &1701, Technology Park,
18 On Lai Street, Shatin, N.T, Hong Kong.
Tel: 2898 7388 Fax: 2898 7076
Website: www.wellab.com.hk

TEST REPORT

APPLICANT: **Cinotech Consultants Limited**
RM 1710, Technology Park,
18 On Lai Street,
Shatin, N.T., Hong Kong

Laboratory No.:	QC14402-V1
Date of Issue:	2011-12-08
Date Received:	2011-10-22
Date Tested:	2011-10-22
Date Completed:	2011-10-28

ATTN: **Miss Mei Ling Tang**

Page: 1 of 2

QC report:
Method Blank

Parameter	Method Blank 1	Method Blank 2	Method Blank 3	Method Blank 4	Method Blank 5	Method Blank 6	Acceptance
Suspended Solids (SS), mg	<0.5	<0.5	<0.5	<0.5	<0.5	<0.5	<0.5

Parameter	Method Blank 7	Method Blank 8	Method Blank 9	Method Blank 10	Method Blank 11	Method Blank 12	Acceptance
Suspended Solids (SS), mg	<0.5	<0.5	<0.5	<0.5	<0.5	<0.5	<0.5

Parameter	Method Blank 13	Acceptance
Suspended Solids (SS), mg	<0.5	<0.5

Method QC

Parameter	MQC1	MQC2	MQC3	MQC4	MQC5	MQC6	Acceptance
Suspended Solids (SS), %	97	99	93	96	100	97	80-120

Parameter	MQC7	MQC8	MQC9	MQC10	MQC11	MQC12	Acceptance
Suspended Solids (SS), %	94	98	97	95	93	95	80-120

Parameter	MQC13	Acceptance
Suspended Solids (SS), %	91	80-120

Remark: 1) < = less than
2) N/A = Not applicable
3) This report is the summary of quality control data for report number 14402-V2
4) This report supersedes the one dated 2011/11/03 with certificate number QC14402

****

PREPARED AND CHECKED BY:
For and On Behalf of **WELLAB Ltd.**

Patrick Tse
PATRICK TSE
Laboratory Manager

This report may not be reproduced, except in full, without prior written approval from WELLAB LIMITED and the results relate only to the items calibrated or tested.

WELLAB LIMITED
Rms 816, 1516 &1701, Technology Park,
18 On Lai Street, Shatin, N.T, Hong Kong.
Tel: 2898 7388 Fax: 2898 7076
Website: www.wellab.com.hk

TEST REPORT

Laboratory No.:	QC14402-V1
Date of Issue:	2011-12-08
Date Received:	2011-10-22
Date Tested:	2011-10-22
Date Completed:	2011-10-28

QC report:

Sample Duplicate

Parameter	14402-10 and 10 chk	14402-20 and 20 chk	14402-30 and 30 chk	14402-40 and 40 chk	14402-50 and 50 chk	14402-60 and 60 chk	Acceptance
Suspended Solids (SS), %	7	3	5	5	3	4	RPD≤20

Parameter	14402-70 and 70 chk	14402-80 and 80 chk	14402-90 and 90 chk	14402-100 and 100 chk	14402-110 and 110 chk	14402-120 and 120 chk	Acceptance
Suspended Solids (SS), %	2	3	5	4	4	5	RPD≤20

Parameter	14402-124 and 124 chk	Acceptance
Suspended Solids (SS), %	6	RPD≤20

Remark: 1) < = less than

2) N/A = Not applicable

3) This report is the summary of quality control data for report number 14402-V2

4) This report supersedes the one dated 2011/11/03 with certificate number QC14402

**********END OF REPORT**********

This report may not be reproduced, except in full, without prior written approval from WELLAB LIMITED and the results relate only to the items calibrated or tested.

WELLAB 滙力 Testing & Research

WELLAB LIMITED
Rms 816, 1516 &1701, Technology Park,
18 On Lai Street, Shatin, N.T, Hong Kong.
Tel: 2898 7388 Fax: 2898 7076
Website: www.wellab.com.hk

TEST REPORT

APPLICANT: **Cinotech Consultants Limited**
RM 1710, Technology Park,
18 On Lai Street,
Shatin, N.T., Hong Kong

Laboratory No.:	QC14426-V1
Date of Issue:	2011-12-08
Date Received:	2011-10-25
Date Tested:	2011-10-25
Date Completed:	2011-10-31

ATTN: **Miss Mei Ling Tang** Page: 1 of 1

QC report:

Parameter	Method Blank 1	Method Blank 2	Method Blank 3	Method Blank 4	Method Blank 5	Method Blank 6	Acceptance
Suspended Solids (SS), mg	<0.5	<0.5	<0.5	<0.5	<0.5	<0.5	<0.5

Parameter	Method Blank 7	Method Blank 8	Method Blank 9	Acceptance
Suspended Solids (SS), mg	<0.5	<0.5	<0.5	<0.5

Method QC

Parameter	MQC1	MQC2	MQC3	MQC4	MQC5	MQC6	Acceptance
Suspended Solids (SS), %	96	95	100	95	101	99	80-120

Parameter	MQC7	MQC8	MQC9	Acceptance
Suspended Solids (SS), %	96	98	99	80-120

Sample Duplicate

Parameter	14426-12 and 12 chk	14426-26 and 26 chk	14426-41 and 41 chk	14426-53 and 53 chk	14426-70 and 70 chk	14426-81 and 81 chk	Acceptance
Suspended Solids (SS), %	4	2	6	2	4	2	RPD≤20

Parameter	14426-98 and 98 chk	14426-109 and 109 chk	14426-119 and 119 chk	Acceptance
Suspended Solids (SS), %	2	7	4	RPD≤20

Remark: 1) < = less than
2) N/A = Not applicable
3) This report is the summary of quality control data for report number 14426-V2
4) This report supersedes the one dated 2011/11/04 with certificate number QC14426

**********END OF REPORT**********

PREPARED AND CHECKED BY:
For and On Behalf of **WELLAB Ltd.**

PATRICK TSE
Laboratory Manager

This report may not be reproduced, except in full, without prior written approval from WELLAB LIMITED and the results relate only to the items calibrated or tested.

WELLAB LIMITED
Rms 816, 1516 &1701, Technology Park,
18 On Lai Street, Shatin, N.T, Hong Kong.
Tel: 2898 7388 Fax: 2898 7076
Website: www.wellab.com.hk

TEST REPORT

APPLICANT: **Cinotech Consultants Limited**
RM 1710, Technology Park,
18 On Lai Street,
Shatin, N.T., Hong Kong

Laboratory No.:	QC14427-V1
Date of Issue:	2011-12-08
Date Received:	2011-10-25
Date Tested:	2011-10-25
Date Completed:	2011-10-31

ATTN: **Miss Mei Ling Tang** Page: 1 of 1

QC report:

Parameter	Method Blank 1	Method Blank 2	Method Blank 3	Method Blank 4	Method Blank 5	Method Blank 6	Acceptance
Suspended Solids (SS), mg	<0.5	<0.5	<0.5	<0.5	<0.5	<0.5	<0.5

Parameter	Method Blank 7	Method Blank 8	Acceptance
Suspended Solids (SS), mg	<0.5	<0.5	<0.5

Method QC

Parameter	MQC1	MQC2	MQC3	MQC4	MQC5	MQC6	Acceptance
Suspended Solids (SS), %	100	94	96	96	98	100	80-120

Parameter	MQC7	MQC8	Acceptance
Suspended Solids (SS), %	98	99	80-120

Sample Duplicate

Parameter	14427-11 and 11 chk	14427-24 and 24 chk	14427-35 and 35 chk	14427-48 and 48 chk	14427-59 and 59 chk	14427-72 and 72 chk	Acceptance
Suspended Solids (SS), %	3	3	6	7	7	5	RPD≤20

Parameter	14427-83 and 83 chk	14427-96 and 96 chk	Acceptance
Suspended Solids (SS), %	7	2	RPD≤20

Remark: 1) < = less than
2) N/A = Not applicable
3) This report is the summary of quality control data for report number 14427-V2
4) This report supersedes the one dated 2011/11/04 with certificate number QC14427

**********END OF REPORT**********

PREPARED AND CHECKED BY:
For and On Behalf of **WELLAB Ltd.**

PATRICK TSE
Laboratory Manager

This report may not be reproduced, except in full, without prior written approval from WELLAB LIMITED and the results relate only to the items calibrated or tested.

WELLAB 匯力 Testing & Research

WELLAB LIMITED
Rms 816, 1516 &1701, Technology Park,
18 On Lai Street, Shatin, N.T, Hong Kong.
Tel: 2898 7388 Fax: 2898 7076
Website: www.wellab.com.hk

TEST REPORT

APPLICANT: **Cinotech Consultants Limited**
RM 1710, Technology Park,
18 On Lai Street,
Shatin, N.T., Hong Kong

Laboratory No.:	QC14428-V1
Date of Issue:	2011-12-08
Date Received:	2011-10-25
Date Tested:	2011-10-25
Date Completed:	2011-10-31
Page:	1 of 1

ATTN: **Miss Mei Ling Tang**

QC report:

Method Blank

Parameter	Method Blank 1	Method Blank 2	Method Blank 3	Method Blank 4	Method Blank 5	Method Blank 6	Acceptance
Suspended Solids (SS), mg	<0.5	<0.5	<0.5	<0.5	<0.5	<0.5	<0.5

Parameter	Method Blank 7	Method Blank 8	Method Blank 9	Method Blank 10	Method Blank 11	Method Blank 12	Acceptance
Suspended Solids (SS), mg	<0.5	<0.5	<0.5	<0.5	<0.5	<0.5	<0.5

Method QC

Parameter	MQC1	MQC2	MQC3	MQC4	MQC5	MQC6	Acceptance
Suspended Solids (SS), %	94	96	99	99	95	96	80-120

Parameter	MQC7	MQC8	MQC9	MQC10	MQC11	MQC12	Acceptance
Suspended Solids (SS), %	100	100	97	96	98	95	80-120

Sample Duplicate

Parameter	14428-12 and 12 chk	14428-23 and 23 chk	14428-34 and 34 chk	14428-46 and 46 chk	14428-58 and 58 chk	14428-72 and 72 chk	Acceptance
Suspended Solids (SS), %	4	4	5	6	6	5	RPD≤20

Parameter	14428-83 and 83 chk	14428-94 and 94 chk	14428-106 and 106 chk	14428-117 and 117 chk	14428-130 and 130 chk	14428-132 and 132 chk	Acceptance
Suspended Solids (SS), %	6	5	7	3	4	5	RPD≤20

Remark: 1) < = less than

2) N/A = Not applicable

3) This report is the summary of quality control data for report number 14428-V2

4) This report supersedes the one dated 2011/11/04 with certificate number QC14428

**********END OF REPORT**********

PREPARED AND CHECKED BY:
For and On Behalf of **WELLAB Ltd.**

PATRICK TSE
Laboratory Manager

This report may not be reproduced, except in full, without prior written approval from WELLAB LIMITED and the results relate only to the items calibrated or tested.

WELLAB LIMITED
Rms 816, 1516 &1701, Technology Park,
18 On Lai Street, Shatin, N.T, Hong Kong.
Tel: 2898 7388 Fax: 2898 7076
Website: www.wellab.com.hk

TEST REPORT

APPLICANT: **Cinotech Consultants Limited**
RM 1710, Technology Park,
18 On Lai Street,
Shatin, N.T., Hong Kong

Laboratory No.:	QC14429-V1
Date of Issue:	2011-12-08
Date Received:	2011-10-25
Date Tested:	2011-10-25
Date Completed:	2011-10-31

ATTN: **Miss Mei Ling Tang** Page: 1 of 2

QC report:

Method Blank

Parameter	Method Blank 1	Method Blank 2	Method Blank 3	Method Blank 4	Method Blank 5	Method Blank 6	Acceptance
Suspended Solids (SS), mg	<0.5	<0.5	<0.5	<0.5	<0.5	<0.5	<0.5

Parameter	Method Blank 7	Method Blank 8	Method Blank 9	Method Blank 10	Method Blank 11	Method Blank 12	Acceptance
Suspended Solids (SS), mg	<0.5	<0.5	<0.5	<0.5	<0.5	<0.5	<0.5

Parameter	Method Blank 13	Acceptance
Suspended Solids (SS), mg	<0.5	<0.5

Method QC

Parameter	MQC1	MQC2	MQC3	MQC4	MQC5	MQC6	Acceptance
Suspended Solids (SS), %	101	94	97	98	96	99	80-120

Parameter	MQC7	MQC8	MQC9	MQC10	MQC11	MQC12	Acceptance
Suspended Solids (SS), %	100	96	93	101	100	95	80-120

Parameter	MQC13	Acceptance
Suspended Solids (SS), %	96	80-120

Remark: 1) < = less than
2) N/A = Not applicable
3) This report is the summary of quality control data for report number 14429-V2
4) This report supersedes the one dated 2011/11/04 with certificate number QC14429

****

PREPARED AND CHECKED BY:
For and On Behalf of **WELLAB Ltd.**

PATRICK TSE
Laboratory Manager

This report may not be reproduced, except in full, without prior written approval from WELLAB LIMITED and the results relate only to the items calibrated or tested.

WELLAB 匯力 Testing & Research

WELLAB LIMITED
Rms 816, 1516 &1701, Technology Park,
18 On Lai Street, Shatin, N.T, Hong Kong.
Tel: 2898 7388 Fax: 2898 7076
Website: www.wellab.com.hk

TEST REPORT

Laboratory No.:	QC14429-V1
Date of Issue:	2011-12-08
Date Received:	2011-10-25
Date Tested:	2011-10-25
Date Completed:	2011-10-31

QC report:

Sample Duplicate

Parameter	14429-10 and 10 chk	14429-22 and 22 chk	14429-32 and 32 chk	14429-42 and 42 chk	14429-54 and 54 chk	14429-64 and 64 chk	Acceptance
Suspended Solids (SS), %	6	6	5	6	7	6	RPD≤20

Parameter	14429-74 and 74 chk	14429-86 and 86 chk	14429-96 and 96 chk	14429-106 and 106 chk	14429-118 and 118 chk	14429-128 and 128 chk	Acceptance
Suspended Solids (SS), %	4	5	6	4	2	5	RPD≤20

Parameter	14429-132 and 132 chk	Acceptance
Suspended Solids (SS), %	3	RPD≤20

Remark: 1) < = less than

2) N/A = Not applicable

3) This report is the summary of quality control data for report number 14429-V2

4) This report supersedes the one dated 2011/11/04 with certificate number QC14429

**********END OF REPORT**********

This report may not be reproduced, except in full, without prior written approval from WELLAB LIMITED and the results relate only to the items calibrated or tested.

WELLAB LIMITED
Rms 816, 1516 &1701, Technology Park,
18 On Lai Street, Shatin, N.T, Hong Kong.
Tel: 2898 7388 Fax: 2898 7076
Website: www.wellab.com.hk

TEST REPORT

APPLICANT: **Cinotech Consultants Limited**
RM 1710, Technology Park,
18 On Lai Street,
Shatin, N.T., Hong Kong

Laboratory No.:	QC14453-V1
Date of Issue:	2011-12-08
Date Received:	2011-10-27
Date Tested:	2011-10-27
Date Completed:	2011-11-03

ATTN: **Miss Mei Ling Tang**

Page: 1 of 1

QC report:

Parameter	Method Blank 1	Method Blank 2	Method Blank 3	Method Blank 4	Method Blank 5	Method Blank 6	Acceptance
Suspended Solids (SS), mg	<0.5	<0.5	<0.5	<0.5	<0.5	<0.5	<0.5

Parameter	Method Blank 7	Method Blank 8	Method Blank 9	Acceptance
Suspended Solids (SS), mg	<0.5	<0.5	<0.5	<0.5

Method QC

Parameter	MQC1	MQC2	MQC3	MQC4	MQC5	MQC6	Acceptance
Suspended Solids (SS), %	96	99	95	95	95	98	80-120

Parameter	MQC7	MQC8	MQC9	Acceptance
Suspended Solids (SS), %	97	98	99	80-120

Sample Duplicate

Parameter	14453-12 and 12 chk	14453-26 and 26 chk	14453-41 and 41 chk	14453-53 and 53 chk	14453-70 and 70 chk	14453-81 and 81 chk	Acceptance
Suspended Solids (SS), %	2	4	5	3	6	3	RPD≤20

Parameter	14453-98 and 98 chk	14453-109 and 109 chk	14453-119 and 119 chk	Acceptance
Suspended Solids (SS), %	5	4	2	RPD≤20

Remark: 1) < = less than
2) N/A = Not applicable
3) This report is the summary of quality control data for report number 14453-V2
4) This report supersedes the one dated 2011/11/04 with certificate number QC14453

**********END OF REPORT**********

PREPARED AND CHECKED BY:
For and On Behalf of **WELLAB Ltd.**

PATRICK TSE
Laboratory Manager

This report may not be reproduced, except in full, without prior written approval from WELLAB LIMITED and the results relate only to the items calibrated or tested.

WELLAB 匯力 Testing & Research

WELLAB LIMITED
Rms 816, 1516 &1701, Technology Park,
18 On Lai Street, Shatin, N.T, Hong Kong.
Tel: 2898 7388 Fax: 2898 7076
Website: www.wellab.com.hk

TEST REPORT

APPLICANT: **Cinotech Consultants Limited**
RM 1710, Technology Park,
18 On Lai Street,
Shatin, N.T., Hong Kong

Laboratory No.:	QC14454-V1
Date of Issue:	2011-12-08
Date Received:	2011-10-27
Date Tested:	2011-10-27
Date Completed:	2011-11-03

ATTN: **Miss Mei Ling Tang** Page: 1 of 1

QC report:

Parameter	Method Blank 1	Method Blank 2	Method Blank 3	Method Blank 4	Method Blank 5	Method Blank 6	Acceptance
Suspended Solids (SS), mg	<0.5	<0.5	<0.5	<0.5	<0.5	<0.5	<0.5

Parameter	Method Blank 7	Method Blank 8	Acceptance
Suspended Solids (SS), mg	<0.5	<0.5	<0.5

Method QC

Parameter	MQC1	MQC2	MQC3	MQC4	MQC5	MQC6	Acceptance
Suspended Solids (SS), %	94	99	93	97	96	97	80-120

Parameter	MQC7	MQC8	Acceptance
Suspended Solids (SS), %	96	100	80-120

Sample Duplicate

Parameter	14454-11 and 11 chk	14454-24 and 24 chk	14454-35 and 35 chk	14454-48 and 48 chk	14454-59 and 59 chk	14454-72 and 72 chk	Acceptance
Suspended Solids (SS), %	3	6	5	5	6	4	RPD≤20

Parameter	14454-83 and 83 chk	14454-96 and 96 chk	Acceptance
Suspended Solids (SS), %	2	6	RPD≤20

Remark: 1) < = less than
2) N/A = Not applicable
3) This report is the summary of quality control data for report number 14454-V2
4) This report supersedes the one dated 2011/11/04 with certificate number QC14454

**********END OF REPORT**********

PREPARED AND CHECKED BY:
For and On Behalf of **WELLAB Ltd.**

PATRICK TSE
Laboratory Manager

This report may not be reproduced, except in full, without prior written approval from WELLAB LIMITED and the results relate only to the items calibrated or tested.

WELLAB 匯力 Testing & Research

WELLAB LIMITED
Rms 816, 1516 &1701, Technology Park,
18 On Lai Street, Shatin, N.T, Hong Kong.
Tel: 2898 7388 Fax: 2898 7076
Website: www.wellab.com.hk

TEST REPORT

APPLICANT: **Cinotech Consultants Limited**
RM 1710, Technology Park,
18 On Lai Street,
Shatin, N.T., Hong Kong

Laboratory No.:	QC14455-V1
Date of Issue:	2011-12-08
Date Received:	2011-10-27
Date Tested:	2011-10-27
Date Completed:	2011-11-03

ATTN: **Miss Mei Ling Tang** Page: 1 of 1

QC report:

Method Blank

Parameter	Method Blank 1	Method Blank 2	Method Blank 3	Method Blank 4	Method Blank 5	Method Blank 6	Acceptance
Suspended Solids (SS), mg	<0.5	<0.5	<0.5	<0.5	<0.5	<0.5	<0.5

Parameter	Method Blank 7	Method Blank 8	Method Blank 9	Method Blank 10	Method Blank 11	Method Blank 12	Acceptance
Suspended Solids (SS), mg	<0.5	<0.5	<0.5	<0.5	<0.5	<0.5	<0.5

Method QC

Parameter	MQC1	MQC2	MQC3	MQC4	MQC5	MQC6	Acceptance
Suspended Solids (SS), %	97	98	97	93	100	95	80-120

Parameter	MQC7	MQC8	MQC9	MQC10	MQC11	MQC12	Acceptance
Suspended Solids (SS), %	94	97	101	97	95	99	80-120

Sample Duplicate

Parameter	14455-13 and 13 chk	14455-25 and 25 chk	14455-36 and 36 chk	14455-48 and 48 chk	14455-60 and 60 chk	14455-73 and 73 chk	Acceptance
Suspended Solids (SS), %	3	6	4	5	6	2	RPD≤20

Parameter	14455-84 and 84 chk	14455-95 and 95 chk	14455-107 and 107 chk	14455-118 and 118 chk	14455-130 and 130 chk	14455-132 and 132 chk	Acceptance
Suspended Solids (SS), %	4	3	5	5	4	4	RPD≤20

Remark: 1) < = less than

2) N/A = Not applicable

3) This report is the summary of quality control data for report number 14455-V2

4) This report supersedes the one dated 2011/11/04 with certificate number QC14455

**********END OF REPORT**********

PREPARED AND CHECKED BY:
For and On Behalf of **WELLAB Ltd.**

Patrick Tse
PATRICK TSE
Laboratory Manager

This report may not be reproduced, except in full, without prior written approval from WELLAB LIMITED and the results relate only to the items calibrated or tested.

WELLAB LIMITED
Rms 816, 1516 &1701, Technology Park,
18 On Lai Street, Shatin, N.T, Hong Kong.
Tel: 2898 7388 Fax: 2898 7076
Website: www.wellab.com.hk

TEST REPORT

APPLICANT: **Cinotech Consultants Limited**
RM 1710, Technology Park,
18 On Lai Street,
Shatin, N.T., Hong Kong

Laboratory No.:	QC14456-V1
Date of Issue:	2011-12-08
Date Received:	2011-10-27
Date Tested:	2011-10-27
Date Completed:	2011-11-03

ATTN: **Miss Mei Ling Tang** Page: 1 of 2

QC report:

Method Blank

Parameter	Method Blank 1	Method Blank 2	Method Blank 3	Method Blank 4	Method Blank 5	Method Blank 6	Acceptance
Suspended Solids (SS), mg	<0.5	<0.5	<0.5	<0.5	<0.5	<0.5	<0.5

Parameter	Method Blank 7	Method Blank 8	Method Blank 9	Method Blank 10	Method Blank 11	Method Blank 12	Acceptance
Suspended Solids (SS), mg	<0.5	<0.5	<0.5	<0.5	<0.5	<0.5	<0.5

Parameter	Method Blank 13	Acceptance
Suspended Solids (SS), mg	<0.5	<0.5

Method QC

Parameter	MQC1	MQC2	MQC3	MQC4	MQC5	MQC6	Acceptance
Suspended Solids (SS), %	94	99	99	100	97	97	80-120

Parameter	MQC7	MQC8	MQC9	MQC10	MQC11	MQC12	Acceptance
Suspended Solids (SS), %	97	100	94	99	94	99	80-120

Parameter	MQC13	Acceptance
Suspended Solids (SS), %	93	80-120

Remark: 1) < = less than
2) N/A = Not applicable
3) This report is the summary of quality control data for report number 14456-V2
4) This report supersedes the one dated 2011/11/04 with certificate number QC14456

****

PREPARED AND CHECKED BY:
For and On Behalf of **WELLAB Ltd.**

PATRICK TSE
Laboratory Manager

This report may not be reproduced, except in full, without prior written approval from WELLAB LIMITED and the results relate only to the items calibrated or tested.

WELLAB LIMITED
Rms 816, 1516 &1701, Technology Park,
18 On Lai Street, Shatin, N.T, Hong Kong.
Tel: 2898 7388 Fax: 2898 7076
Website: www.wellab.com.hk

TEST REPORT

Laboratory No.:	QC14456-V1
Date of Issue:	2011-12-08
Date Received:	2011-10-27
Date Tested:	2011-10-27
Date Completed:	2011-11-03
Page:	2 of 2

QC report:

Sample Duplicate

Parameter	14456-10 and 10 chk	14456-22 and 22 chk	14456-32 and 32 chk	14456-42 and 42 chk	14456-54 and 54 chk	14456-64 and 64 chk	Acceptance
Suspended Solids (SS), %	7	2	6	4	3	4	RPD≤20

Parameter	14456-74 and 74 chk	14456-86 and 86 chk	14456-96 and 96 chk	14456-106 and 106 chk	14456-118 and 118 chk	14456-128 and 128 chk	Acceptance
Suspended Solids (SS), %	5	6	3	5	7	3	RPD≤20

Parameter	14456-132 and 132 chk	Acceptance
Suspended Solids (SS), %	3	RPD≤20

Remark: 1) < = less than

2) N/A = Not applicable

3) This report is the summary of quality control data for report number 14456-V2

4) This report supersedes the one dated 2011/11/04 with certificate number QC14456

**********END OF REPORT**********

This report may not be reproduced, except in full, without prior written approval from WELLAB LIMITED and the results relate only to the items calibrated or tested.

WELLAB 匯力 Testing & Research

WELLAB LIMITED
Rms 816, 1516 &1701, Technology Park,
18 On Lai Street, Shatin, N.T, Hong Kong.
Tel: 2898 7388 Fax: 2898 7076
Website: www.wellab.com.hk

TEST REPORT

APPLICANT: **Cinotech Consultants Limited**
RM 1710, Technology Park,
18 On Lai Street,
Shatin, N.T., Hong Kong

Laboratory No.:	QC14469-V1
Date of Issue:	2011-12-08
Date Received:	2011-10-29
Date Tested:	2011-10-29
Date Completed:	2011-11-03

ATTN: **Miss Mei Ling Tang** Page: 1 of 1

QC report:

Parameter	Method Blank 1	Method Blank 2	Method Blank 3	Method Blank 4	Method Blank 5	Method Blank 6	Acceptance
Suspended Solids (SS), mg	<0.5	<0.5	<0.5	<0.5	<0.5	<0.5	<0.5

Parameter	Method Blank 7	Method Blank 8	Method Blank 9	Acceptance
Suspended Solids (SS), mg	<0.5	<0.5	<0.5	<0.5

Method QC

Parameter	MQC1	MQC2	MQC3	MQC4	MQC5	MQC6	Acceptance
Suspended Solids (SS), %	97	97	98	95	100	100	80-120

Parameter	MQC7	MQC8	MQC9	Acceptance
Suspended Solids (SS), %	100	95	94	80-120

Sample Duplicate

Parameter	14469-12 and 12 chk	14469-26 and 26 chk	14469-41 and 41 chk	14469-53 and 53 chk	14469-70 and 70 chk	14469-81 and 81 chk	Acceptance
Suspended Solids (SS), %	6	3	5	6	5	3	RPD≤20

Parameter	14469-98 and 98 chk	14469-109 and 109 chk	14469-119 and 119 chk	Acceptance
Suspended Solids (SS), %	3	2	5	RPD≤20

Remark: 1) < = less than
2) N/A = Not applicable
3) This report is the summary of quality control data for report number 14469-V2
4) This report supersedes the one dated 2011/11/04 with certificate number QC14469

**********END OF REPORT**********

PREPARED AND CHECKED BY:
For and On Behalf of **WELLAB Ltd.**

Patrick Tse
PATRICK TSE
Laboratory Manager

This report may not be reproduced, except in full, without prior written approval from WELLAB LIMITED and the results relate only to the items calibrated or tested.

WELLAB 匯力 Testing & Research

WELLAB LIMITED
Rms 816, 1516 &1701, Technology Park,
18 On Lai Street, Shatin, N.T, Hong Kong.
Tel: 2898 7388 Fax: 2898 7076
Website: www.wellab.com.hk

TEST REPORT

APPLICANT: **Cinotech Consultants Limited**
RM 1710, Technology Park,
18 On Lai Street,
Shatin, N.T., Hong Kong

Laboratory No.:	QC14470-V1
Date of Issue:	2011-12-08
Date Received:	2011-10-29
Date Tested:	2011-10-29
Date Completed:	2011-11-03

ATTN: **Miss Mei Ling Tang** Page: 1 of 1

QC report:

Parameter	Method Blank 1	Method Blank 2	Method Blank 3	Method Blank 4	Method Blank 5	Method Blank 6	Acceptance
Suspended Solids (SS), mg	<0.5	<0.5	<0.5	<0.5	<0.5	<0.5	<0.5

Parameter	Method Blank 7	Method Blank 8	Acceptance
Suspended Solids (SS), mg	<0.5	<0.5	<0.5

Method QC

Parameter	MQC1	MQC2	MQC3	MQC4	MQC5	MQC6	Acceptance
Suspended Solids (SS), %	97	101	97	100	97	94	80-120

Parameter	MQC7	MQC8	Acceptance
Suspended Solids (SS), %	94	98	80-120

Sample Duplicate

Parameter	14470-11 and 11 chk	14470-24 and 24 chk	14470-35 and 35 chk	14470-48 and 48 chk	14470-59 and 59 chk	14470-72 and 72 chk	Acceptance
Suspended Solids (SS), %	3	7	2	6	5	7	RPD≤20

Parameter	14470-83 and 83 chk	14470-96 and 96 chk	Acceptance
Suspended Solids (SS), %	6	2	RPD≤20

Remark: 1) < = less than
2) N/A = Not applicable
3) This report is the summary of quality control data for report number 14470-V2
4) This report supersedes the one dated 2011/11/04 with certificate number QC14470

**********END OF REPORT**********

PREPARED AND CHECKED BY:
For and On Behalf of **WELLAB Ltd.**

PATRICK TSE
Laboratory Manager

This report may not be reproduced, except in full, without prior written approval from WELLAB LIMITED and the results relate only to the items calibrated or tested.

WELLAB 滙力 Testing & Research

WELLAB LIMITED
Rms 816, 1516 &1701, Technology Park,
18 On Lai Street, Shatin, N.T, Hong Kong.
Tel: 2898 7388 Fax: 2898 7076
Website: www.wellab.com.hk

TEST REPORT

APPLICANT: **Cinotech Consultants Limited**
RM 1710, Technology Park,
18 On Lai Street,
Shatin, N.T., Hong Kong

Laboratory No.:	QC14471-V1
Date of Issue:	2011-12-08
Date Received:	2011-10-29
Date Tested:	2011-10-29
Date Completed:	2011-11-03

ATTN: **Miss Mei Ling Tang** Page: 1 of 1

QC report:

Method Blank

Parameter	Method Blank 1	Method Blank 2	Method Blank 3	Method Blank 4	Method Blank 5	Method Blank 6	Acceptance
Suspended Solids (SS), mg	<0.5	<0.5	<0.5	<0.5	<0.5	<0.5	<0.5

Parameter	Method Blank 7	Method Blank 8	Method Blank 9	Method Blank 10	Method Blank 11	Acceptance
Suspended Solids (SS), mg	<0.5	<0.5	<0.5	<0.5	<0.5	<0.5

Method QC

Parameter	MQC1	MQC2	MQC3	MQC4	MQC5	MQC6	Acceptance
Suspended Solids (SS), %	95	94	95	98	98	95	80-120

Parameter	MQC7	MQC8	MQC9	MQC10	MQC11	Acceptance
Suspended Solids (SS), %	94	98	98	96	99	80-120

Sample Duplicate

Parameter	14471-13 and 13 chk	14471-25 and 25 chk	14471-39 and 39 chk	14471-50 and 50 chk	14471-61 and 61 chk	14471-74 and 74 chk	Acceptance
Suspended Solids (SS), %	6	5	3	4	3	5	RPD≤20

Parameter	14471-85 and 85 chk	14471-97 and 97 chk	14471-110 and 110 chk	14471-122 and 122 chk	14471-132 and 132 chk	Acceptance
Suspended Solids (SS), %	6	5	7	7	4	RPD≤20

Remark: 1) < = less than

2) N/A = Not applicable

3) This report is the summary of quality control data for report number 14471-V2

4) This report supersedes the one dated 2011/11/04 with certificate number QC14471

**********END OF REPORT**********

PREPARED AND CHECKED BY:
For and On Behalf of **WELLAB Ltd.**

Patrick Tse
PATRICK TSE
Laboratory Manager

This report may not be reproduced, except in full, without prior written approval from WELLAB LIMITED and the results relate only to the items calibrated or tested.

WELLAB 匯力 Testing & Research

WELLAB LIMITED
Rms 816, 1516 &1701, Technology Park,
18 On Lai Street, Shatin, N.T, Hong Kong.
Tel: 2898 7388 Fax: 2898 7076
Website: www.wellab.com.hk

TEST REPORT

APPLICANT: **Cinotech Consultants Limited**
RM 1710, Technology Park,
18 On Lai Street,
Shatin, N.T., Hong Kong

Laboratory No.:	QC14472-V1
Date of Issue:	2011-12-08
Date Received:	2011-10-29
Date Tested:	2011-10-29
Date Completed:	2011-11-03

ATTN: **Miss Mei Ling Tang** Page: 1 of 2

QC report:

Method Blank

Parameter	Method Blank 1	Method Blank 2	Method Blank 3	Method Blank 4	Method Blank 5	Method Blank 6	Acceptance
Suspended Solids (SS), mg	<0.5	<0.5	<0.5	<0.5	<0.5	<0.5	<0.5

Parameter	Method Blank 7	Method Blank 8	Method Blank 9	Method Blank 10	Method Blank 11	Method Blank 12	Acceptance
Suspended Solids (SS), mg	<0.5	<0.5	<0.5	<0.5	<0.5	<0.5	<0.5

Parameter	Method Blank 13	Acceptance
Suspended Solids (SS), mg	<0.5	<0.5

Method QC

Parameter	MQC1	MQC2	MQC3	MQC4	MQC5	MQC6	Acceptance
Suspended Solids (SS), %	98	99	94	98	100	95	80-120

Parameter	MQC7	MQC8	MQC9	MQC10	MQC11	MQC12	Acceptance
Suspended Solids (SS), %	99	99	98	99	98	99	80-120

Parameter	MQC13	Acceptance
Suspended Solids (SS), %	103	80-120

Remark: 1) < = less than
2) N/A = Not applicable
3) This report is the summary of quality control data for report number 14472-V2
4) This report supersedes the one dated 2011/11/04 with certificate number QC14472

****

PREPARED AND CHECKED BY:
For and On Behalf of **WELLAB Ltd.**

PATRICK TSE
Laboratory Manager

This report may not be reproduced, except in full, without prior written approval from WELLAB LIMITED and the results relate only to the items calibrated or tested.

WELLAB LIMITED
Rms 816, 1516 &1701, Technology Park,
18 On Lai Street, Shatin, N.T, Hong Kong.
Tel: 2898 7388 Fax: 2898 7076
Website: www.wellab.com.hk

TEST REPORT

Laboratory No.:	QC14472-V1
Date of Issue:	2011-12-08
Date Received:	2011-10-29
Date Tested:	2011-10-29
Date Completed:	2011-11-03
Page:	2 of 2

QC report:

Sample Duplicate

Parameter	14472-10 and 10 chk	14472-22 and 22 chk	14472-32 and 32 chk	14472-42 and 42 chk	14472-54 and 54 chk	14472-64 and 64 chk	Acceptance
Suspended Solids (SS), %	3	3	3	3	5	5	RPD≤20

Parameter	14472-74 and 74 chk	14472-86 and 86 chk	14472-96 and 96 chk	14472-106 and 106 chk	14472-118 and 118 chk	14472-128 and 128 chk	Acceptance
Suspended Solids (SS), %	4	6	3	6	4	6	RPD≤20

Parameter	14472-132 and 132 chk	Acceptance
Suspended Solids (SS), %	4	RPD≤20

Remark: 1) < = less than

2) N/A = Not applicable

3) This report is the summary of quality control data for report number 14472-V2

4) This report supersedes the one dated 2011/11/04 with certificate number QC14472

**********END OF REPORT**********

This report may not be reproduced, except in full, without prior written approval from WELLAB LIMITED and the results relate only to the items calibrated or tested.

WELLAB LIMITED
Rms 816, 1516 &1701, Technology Park,
18 On Lai Street, Shatin, N.T, Hong Kong.
Tel: 2898 7388 Fax: 2898 7076
Website: www.wellab.com.hk

TEST REPORT

APPLICANT: **Cinotech Consultants Limited**
RM 1710, Technology Park,
18 On Lai Street,
Shatin, N.T., Hong Kong

Laboratory No.:	QC14490-V1
Date of Issue:	2011-12-08
Date Received:	2011-10-31
Date Tested:	2011-10-31
Date Completed:	2011-11-03

ATTN: **Miss Mei Ling Tang**

Page: 1 of 1

QC report:

Parameter	Method Blank 1	Method Blank 2	Method Blank 3	Method Blank 4	Method Blank 5	Method Blank 6	Acceptance
Suspended Solids (SS), mg	<0.5	<0.5	<0.5	<0.5	<0.5	<0.5	<0.5

Parameter	Method Blank 7	Method Blank 8	Method Blank 9	Acceptance
Suspended Solids (SS), mg	<0.5	<0.5	<0.5	<0.5

Method QC

Parameter	MQC1	MQC2	MQC3	MQC4	MQC5	MQC6	Acceptance
Suspended Solids (SS), %	97	95	97	94	97	96	80-120

Parameter	MQC7	MQC8	MQC9	Acceptance
Suspended Solids (SS), %	96	99	99	80-120

Sample Duplicate

Parameter	14490-12 and 12 chk	14490-26 and 26 chk	14490-41 and 41 chk	14490-53 and 53 chk	14490-70 and 70 chk	14490-81 and 81 chk	Acceptance
Suspended Solids (SS), %	6	6	3	5	3	5	RPD≤20

Parameter	14490-98 and 98 chk	14490-109 and 109 chk	14490-119 and 119 chk	Acceptance
Suspended Solids (SS), %	4	5	3	RPD≤20

Remark: 1) < = less than
2) N/A = Not applicable
3) This report is the summary of quality control data for report number 14490-V2
4) This report supersedes the one dated 2011/11/04 with certificate number QC14490

**********END OF REPORT**********

PREPARED AND CHECKED BY:
For and On Behalf of **WELLAB Ltd.**

PATRICK TSE
Laboratory Manager

This report may not be reproduced, except in full, without prior written approval from WELLAB LIMITED and the results relate only to the items calibrated or tested.

WELLAB LIMITED
Rms 816, 1516 &1701, Technology Park,
18 On Lai Street, Shatin, N.T, Hong Kong.
Tel: 2898 7388 Fax: 2898 7076
Website: www.wellab.com.hk

TEST REPORT

APPLICANT: **Cinotech Consultants Limited**
RM 1710, Technology Park,
18 On Lai Street,
Shatin, N.T., Hong Kong

Laboratory No.:	QC14491-V1
Date of Issue:	2011-12-09
Date Received:	2011-10-31
Date Tested:	2011-10-31
Date Completed:	2011-11-03

ATTN: **Miss Mei Ling Tang**

Page: 1 of 1

QC report:

Parameter	Method Blank 1	Method Blank 2	Method Blank 3	Method Blank 4	Method Blank 5	Method Blank 6	Acceptance
Suspended Solids (SS), mg	<0.5	<0.5	<0.5	<0.5	<0.5	<0.5	<0.5

Parameter	Method Blank 7	Method Blank 8	Acceptance
Suspended Solids (SS), mg	<0.5	<0.5	<0.5

Method QC

Parameter	MQC1	MQC2	MQC3	MQC4	MQC5	MQC6	Acceptance
Suspended Solids (SS), %	101	99	101	97	97	99	80-120

Parameter	MQC7	MQC8	Acceptance
Suspended Solids (SS), %	100	98	80-120

Sample Duplicate

Parameter	14491-11 and 11 chk	14491-24 and 24 chk	14491-35 and 35 chk	14491-51 and 51 chk	14491-61 and 61 chk	14491-75 and 75 chk	Acceptance
Suspended Solids (SS), %	3	3	7	4	4	4	RPD≤20

Parameter	14491-85 and 85 chk	14491-96 and 96 chk	Acceptance
Suspended Solids (SS), %	4	4	RPD≤20

Remark: 1) < = less than
2) N/A = Not applicable
3) This report is the summary of quality control data for report number 14491-V2
4) This report supersedes the one dated 2011/11/04 with certificate number QC14491

**********END OF REPORT**********

PREPARED AND CHECKED BY:
For and On Behalf of **WELLAB Ltd.**

Patrick Tse

PATRICK TSE
Laboratory Manager

This report may not be reproduced, except in full, without prior written approval from WELLAB LIMITED and the results relate only to the items calibrated or tested.

WELLAB 匯力 Testing & Research

WELLAB LIMITED
Rms 816, 1516 &1701, Technology Park,
18 On Lai Street, Shatin, N.T, Hong Kong.
Tel: 2898 7388 Fax: 2898 7076
Website: www.wellab.com.hk

TEST REPORT

APPLICANT: **Cinotech Consultants Limited**
RM 1710, Technology Park,
18 On Lai Street,
Shatin, N.T., Hong Kong

Laboratory No.:	QC14492-V1
Date of Issue:	2011-12-08
Date Received:	2011-10-31
Date Tested:	2011-10-31
Date Completed:	2011-11-03

ATTN: **Miss Mei Ling Tang**

Page: 1 of 1

QC report:

Method Blank

Parameter	Method Blank 1	Method Blank 2	Method Blank 3	Method Blank 4	Method Blank 5	Method Blank 6	Acceptance
Suspended Solids (SS), mg	<0.5	<0.5	<0.5	<0.5	<0.5	<0.5	<0.5

Parameter	Method Blank 7	Method Blank 8	Method Blank 9	Method Blank 10	Method Blank 11	Acceptance
Suspended Solids (SS), mg	<0.5	<0.5	<0.5	<0.5	<0.5	<0.5

Method QC

Parameter	MQC1	MQC2	MQC3	MQC4	MQC5	MQC6	Acceptance
Suspended Solids (SS), %	96	95	101	93	95	97	80-120

Parameter	MQC7	MQC8	MQC9	MQC10	MQC11	Acceptance
Suspended Solids (SS), %	98	96	97	94	100	80-120

Sample Duplicate

Parameter	14492-13 and 13 chk	14492-25 and 25 chk	14492-37 and 37 chk	14492-49 and 49 chk	14492-61 and 61 chk	14492-75 and 75 chk	Acceptance
Suspended Solids (SS), %	5	6	6	4	4	3	RPD≤20

Parameter	14492-87 and 87 chk	14492-98 and 98 chk	14492-110 and 110 chk	14492-122 and 122 chk	14492-132 and 132 chk	Acceptance
Suspended Solids (SS), %	5	5	6	5	3	RPD≤20

Remark: 1) < = less than

2) N/A = Not applicable

3) This report is the summary of quality control data for report number 14492-V2

4) This report supersedes the one dated 2011/11/04 with certificate number QC14492

**********END OF REPORT**********

PREPARED AND CHECKED BY:
For and On Behalf of **WELLAB Ltd.**

PATRICK TSE
Laboratory Manager

This report may not be reproduced, except in full, without prior written approval from WELLAB LIMITED and the results relate only to the items calibrated or tested.

WELLAB 滙力 Testing & Research

WELLAB LIMITED
Rms 816, 1516 &1701, Technology Park,
18 On Lai Street, Shatin, N.T, Hong Kong.
Tel: 2898 7388 Fax: 2898 7076
Website: www.wellab.com.hk

TEST REPORT

APPLICANT: **Cinotech Consultants Limited**
RM 1710, Technology Park,
18 On Lai Street,
Shatin, N.T., Hong Kong

Laboratory No.:	QC14493-V1
Date of Issue:	2011-12-08
Date Received:	2011-10-31
Date Tested:	2011-10-31
Date Completed:	2011-11-03

ATTN: **Miss Mei Ling Tang**

Page: 1 of 2

QC report:

Method Blank

Parameter	Method Blank 1	Method Blank 2	Method Blank 3	Method Blank 4	Method Blank 5	Method Blank 6	Acceptance
Suspended Solids (SS), mg	<0.5	<0.5	<0.5	<0.5	<0.5	<0.5	<0.5

Parameter	Method Blank 7	Method Blank 8	Method Blank 9	Method Blank 10	Method Blank 11	Method Blank 12	Acceptance
Suspended Solids (SS), mg	<0.5	<0.5	<0.5	<0.5	<0.5	<0.5	<0.5

Parameter	Method Blank 13	Acceptance
Suspended Solids (SS), mg	<0.5	<0.5

Method QC

Parameter	MQC1	MQC2	MQC3	MQC4	MQC5	MQC6	Acceptance
Suspended Solids (SS), %	99	97	99	94	97	97	80-120

Parameter	MQC7	MQC8	MQC9	MQC10	MQC11	MQC12	Acceptance
Suspended Solids (SS), %	99	98	98	94	98	95	80-120

Parameter	MQC13	Acceptance
Suspended Solids (SS), %	92	80-120

Remark: 1) <= less than

2) N/A = Not applicable

3) This report is the summary of quality control data for report number 14493-V2

4) This report supersedes the one dated 2011/11/04 with certificate number QC14493

****

PREPARED AND CHECKED BY:
For and On Behalf of **WELLAB Ltd.**

PATRICK TSE
Laboratory Manager

This report may not be reproduced, except in full, without prior written approval from WELLAB LIMITED and the results relate only to the items calibrated or tested.

WELLAB LIMITED
Rms 816, 1516 &1701, Technology Park,
18 On Lai Street, Shatin, N.T, Hong Kong.
Tel: 2898 7388 Fax: 2898 7076
Website: www.wellab.com.hk

TEST REPORT

Laboratory No.:	QC14493-V1
Date of Issue:	2011-12-08
Date Received:	2011-10-31
Date Tested:	2011-10-31
Date Completed:	2011-11-03

QC report:

Sample Duplicate

Parameter	14493-10 and 10 chk	14493-22 and 22 chk	14493-32 and 32 chk	14493-42 and 42 chk	14493-54 and 54 chk	14493-64 and 64 chk	Acceptance
Suspended Solids (SS), %	6	4	6	5	2	3	RPD≤20

Parameter	14493-74 and 74 chk	14493-86 and 86 chk	14493-96 and 96 chk	14493-106 and 106 chk	14493-118 and 118 chk	14493-128 and 128 chk	Acceptance
Suspended Solids (SS), %	5	5	5	5	5	4	RPD≤20

Parameter	14493-132 and 132 chk	Acceptance
Suspended Solids (SS), %	5	RPD≤20

Remark: 1) < = less than

2) N/A = Not applicable

3) This report is the summary of quality control data for report number 14493-V2

4) This report supersedes the one dated 2011/11/04 with certificate number QC14493

**********END OF REPORT**********

This report may not be reproduced, except in full, without prior written approval from WELLAB LIMITED and the results relate only to the items calibrated or tested.

Annex C3

Baseline Water Quality Monitoring Results

Water Quality Monitoring Results at CS1 - Mid-Ebb Tide

Date	Weather Condition	Sea Condition**	Sampling Time	Water Depth (m)	Sampling Depth (m)		Water Temperature (°C)		pH		Salinity ppt		DO Saturation (%)		Dissolved Oxygen (mg/L)			Turbidity(NTU)			Suspended Solids (mg/L)		
							Value	Average	Value	Average	Value	Average	Value	Average	Value	Average	DA*	Value	Average	DA*	Value	Average	DA*
6-Oct-11	Fine	Moderate	09:50	12.1	Surface	1	26.1 26.1	26.1	8.1 8.1	8.1	32.4 32.4	32.4	83.5 80.7	82.1	5.7 5.4	5.6	5.5	12.0 14.4	13.2	22.7	14.0 14.0	14.0	14.5
					Middle	6	26.1 26.1	26.1	8.1 8.1	8.1	32.5 32.6	32.6	80.7 80.5	80.6	5.4 5.4	5.4		23.3 24.0	23.7		15.0 14.0	14.5	
					Bottom	11	26.1 26.1	26.1	8.1 8.1	8.1	32.1 32.1	32.1	80.5 80.5	80.5	5.4 5.4	5.4	5.4	30.5 31.8	31.2		15.0 15.0	15.0	
8-Oct-11	Sunny	Moderate	11:03	13.2	Surface	1	26.4 26.4	26.4	7.9 7.9	7.9	31.7 31.7	31.7	95.6 94.8	95.2	6.6 6.5	6.6	6.6	7.2 8.2	7.7	31.9	11.0 12.0	11.5	14.2
					Middle	6.5	26.0 26.0	26.0	7.9 7.9	7.9	31.7 31.7	31.7	92.9 92.2	92.6	6.5 6.4	6.5		25.4 23.3	24.4		11.0 11.0	11.0	
					Bottom	12	26.0 26.0	26.0	7.9 7.9	7.9	31.7 31.7	31.7	91.9 91.6	91.8	6.4 6.4	6.4	6.4	67.8 59.2	63.5		20.0 20.0	20.0	
10-Oct-11	Cloudy	Moderate	12:25	14	Surface	1	26.2 26.2	26.2	8.0 8.0	8.0	33.4 33.4	33.4	104.6 102.9	103.8	7.0 6.9	7.0	6.9	9.8 9.6	9.7	78.1	16.0 16.0	16.0	24.2
					Middle	7	26.1 26.1	26.1	8.0 8.0	8.0	33.7 33.7	33.7	99.9 99.6	99.8	6.7 6.7	6.7		16.0 16.2	16.1		11.0 11.0	11.0	
					Bottom	13	26.1 26.1	26.1	8.0 8.0	8.0	33.8 33.8	33.8	100.5 100.3	100.4	6.7 6.7	6.7	6.7	209.4 207.5	208.5		45.0 46.0	45.5	
12-Oct-11	Rainy	Moderate	13:30	13	Surface	1	26.1 26.1	26.1	7.9 7.9	7.9	33.4 33.4	33.4	76.7 81.6	79.2	6.4 6.6	6.5	6.7	14.4 15.0	14.7	33.7	14.0 15.0	14.5	16.2
					Middle	6.5	26.1 26.1	26.1	7.9 7.9	7.9	33.5 33.5	33.5	81.7 82.5	82.1	6.7 6.8	6.8		15.5 14.7	15.1		15.0 15.0	15.0	
					Bottom	12	26.0 26.0	26.0	7.9 7.9	7.9	33.7 33.7	33.7	83.9 82.8	83.4	6.7 6.8	6.8	6.8	70.2 72.6	71.4		19.0 19.0	19.0	
14-Oct-11	Cloudy	Moderate	13:06	12	Surface	1	26.3 26.3	26.3	7.7 7.7	7.7	23.3 23.3	23.3	96.3 96.5	96.4	6.8 6.8	6.8	6.6	5.5 5.3	5.4	9.9	8.1 7.9	8.0	8.1
					Middle	6	26.0 26.0	26.0	7.7 7.7	7.7	26.2 26.1	26.2	91.0 90.8	90.9	6.4 6.4	6.4		10.6 10.6	10.6		8.0 7.8	7.9	
					Bottom	11	26.0 26.0	26.0	7.7 7.8	7.8	26.8 26.8	26.8	89.9 89.8	89.9	6.3 6.3	6.3	6.3	13.5 13.7	13.6		8.4 8.5	8.5	
16-Oct-11	Sunny	Moderate	14:22	13	Surface	1	26.1 26.1	26.1	7.8 7.8	7.8	24.8 24.8	24.8	99.2 99.3	99.3	7.0 7.0	7.0	6.9	3.7 3.7	3.7	7.6	12.0 12.0	12.0	8.9
					Middle	6.5	25.7 25.7	25.7	7.8 7.8	7.8	25.7 25.7	25.7	94.5 94.4	94.5	6.7 6.7	6.7		5.1 5.1	5.1		5.7 5.6	5.7	
					Bottom	12	25.8 25.8	25.8	7.8 7.8	7.8	26.1 26.1	26.1	92.6 92.3	92.5	6.5 6.5	6.5	6.5	13.9 14.3	14.1		9.1 9.2	9.2	
18-Oct-11	Sunny	Moderate	14:34	12	Surface	1	27.2 27.6	27.4	7.4 7.3	7.4	27.1 27.1	27.1	95.8 96.4	96.1	7.3 7.3	7.3	7.1	3.3 3.6	3.5	4.7	14.0 13.0	13.5	7.8
					Middle	6	27.4 27.5	27.5	7.1 7.1	7.1	28.5 28.4	28.5	90.3 89.5	89.9	6.9 6.8	6.9		4.0 4.3	4.2		4.8 4.8	4.8	
					Bottom	11	27.4 27.3	27.4	7.3 7.3	7.3	29.7 29.5	29.6	83.7 82.9	83.3	6.4 6.3	6.4	6.4	6.0 6.5	6.3		5.2 5.2	5.2	
22-Oct-11	Sunny	Moderate	07:46	12.2	Surface	1	25.9 25.9	25.9	8.1 8.1	8.1	32.1 32.0	32.1	98.5 99.6	99.1	7.8 7.9	7.9	7.7	4.0 3.8	3.9	8.3	11.0 11.0	11.0	8.6
					Middle	6	26.0 26.0	26.0	8.0 8.0	8.0	32.8 32.8	32.8	93.7 92.9	93.3	7.4 7.3	7.4		4.9 5.0	5.0		7.3 7.4	7.4	
					Bottom	11	25.9 25.9	25.9	8.0 8.0	8.0	33.4 33.4	33.4	85.6 85.1	85.4	6.8 6.7	6.8	6.8	14.8 17.1	16.0		7.3 7.5	7.4	
25-Oct-11	Sunny	Moderate	11:33	11.1	Surface	1	26.1 26.1	26.1	8.1 8.1	8.1	28.6 28.6	28.6	91.9 94.1	93.0	7.4 7.5	7.5	7.4	5.6 5.7	5.7	11.3	8.8 8.8	8.8	7.4
					Middle	5.5	26.0 26.0	26.0	8.1 8.1	8.1	32.3 32.3	32.3	91.1 89.7	90.4	7.3 7.2	7.3		7.9 8.2	8.1		7.3 7.1	7.2	
					Bottom	10	26.0 26.0	26.0	8.1 8.1	8.1	32.8 32.8	32.8	88.7 88.2	88.5	7.1 7.1	7.1	7.1	19.3 20.8	20.1		6.3 6.3	6.3	

Remarks: * DA: Depth-Averaged
** Calm: Small or no wave; Moderate: Between calm and rough; Rough : White capped or rougher

Water Quality Monitoring Results at CS1 - Mid-Ebb Tide

Date	Weather Condition	Sea Condition**	Sampling Time	Water Depth (m)	Sampling Depth (m)		Water Temperature (°C)		pH		Salinity ppt		DO Saturation (%)		Dissolved Oxygen (mg/L)			Turbidity(NTU)			Suspended Solids (mg/L)		
							Value	Average	Value	Average	Value	Average	Value	Average	Value	Average	DA*	Value	Average	DA*	Value	Average	DA*
27-Oct-11	Cloudy	Moderate	13:14	11	Surface	1	25.9 26.1	26.0	8.1 8.1	8.1	31.6 31.3	31.5	99.7 99.7	99.7	6.8 6.8	6.8	6.7	7.9 7.4	7.7	10.0	6.9 6.7	6.8	9.7
					Middle	5.5	25.7 25.7	25.7	8.1 8.1	8.1	32.1 32.1	32.1	97.6 97.3	97.5	6.6 6.6	6.6		8.5 8.6	8.6		14.0 14.0	14.0	
					Bottom	10	25.7 25.7	25.7	8.1 8.1	8.1	32.5 32.5	32.5	97.2 96.7	97.0	6.6 6.6	6.6	6.6	12.7 14.4	13.6		8.2 8.1	8.2	
29-Oct-11	Sunny	Moderate	14:43	9.1	Surface	1	25.7 25.7	25.7	8.0 8.0	8.0	31.2 31.2	31.2	143.8 143.8	143.8	9.8 9.8	9.8	9.6	6.8 6.8	6.8	14.2	7.9 8.0	8.0	13.8
					Middle	4.5	25.6 25.6	25.6	8.0 8.0	8.0	31.7 31.7	31.7	138.0 138.0	138.0	9.4 9.4	9.4		7.1 7.2	7.2		11.0 12.0	11.5	
					Bottom	8	25.6 25.6	25.6	8.0 8.0	8.0	25.8 31.8	28.8	133.3 133.3	133.3	9.4 9.1	9.3	9.3	29.2 28.1	28.7		22.0 22.0	22.0	
31-Oct-11	Sunny	Moderate	16:07	12	Surface	1	25.7 25.7	25.7	8.0 8.0	8.0	31.9 29.1	30.5	80.0 82.5	81.3	6.4 6.6	6.5	6.5	7.0 7.2	7.1	8.1	25.0 25.0	25.0	20.3
					Middle	6	25.6 25.5	25.6	8.0 8.0	8.0	32.4 32.4	32.4	81.2 81.1	81.2	6.5 6.5	6.5		7.3 7.8	7.6		23.0 23.0	23.0	
					Bottom	11	25.5 25.5	25.5	8.0 8.0	8.0	32.8 32.9	32.9	80.7 82.1	81.4	6.5 6.6	6.6	6.6	8.9 10.0	9.5		13.0 13.0	13.0	

Remarks: * DA: Depth-Averaged
** Calm: Small or no wave; Moderate: Between calm and rough; Rough : White capped or rougher

Water Quality Monitoring Results at CS1 - Mid-Flood Tide

Date	Weather Condition	Sea Condition**	Sampling Time	Water Depth (m)	Sampling Depth (m)		Water Temperature (°C)		pH		Salinity ppt		DO Saturation (%)		Dissolved Oxygen (mg/L)			Turbidity(NTU)			Suspended Solids (mg/L)		
							Value	Average	Value	Average	Value	Average	Value	Average	Value	Average	DA*	Value	Average	DA*	Value	Average	DA*
6-Oct-11	Fine	Moderate	17:09	13	Surface	1	26.1 26.1	26.1	8.1 8.1	8.1	31.9 32.0	32.0	80.3 80.2	80.3	5.4 5.4	5.4	5.4	20.6 20.7	20.7	32.3	19.0 19.0	19.0	20.2
					Middle	6.5	26.1 26.1	26.1	8.1 8.1	8.1	32.4 32.5	32.5	79.9 79.8	79.9	5.4 5.4	5.4		36.5 36.8	36.7		18.0 18.0	18.0	
					Bottom	12	26.1 26.1	26.1	8.1 8.1	8.1	32.5 32.5	32.5	79.8 79.8	79.8	5.4 5.4	5.4		39.0 40.2	39.6		24.0 23.0	23.5	
8-Oct-11	Sunny	Moderate	17:06	13	Surface	1	26.2 26.2	26.2	7.9 7.8	7.9	32.4 32.3	32.4	90.1 90.1	90.1	6.4 6.4	6.4	6.5	10.5 10.5	10.5	52.2	14.0 14.0	14.0	40.5
					Middle	6.5	26.1 26.1	26.1	7.9 7.8	7.9	32.3 32.4	32.4	90.9 91.4	91.2	6.5 6.5	6.5		50.5 57.4	54.0		55.0 55.0	55.0	
					Bottom	12	26.1 26.1	26.1	7.9 7.8	7.9	32.2 32.4	32.3	90.5 90.3	90.4	6.5 6.5	6.5	6.5	91.7 92.4	92.1		53.0 52.0	52.5	
10-Oct-11	Cloudy	Moderate	17:31	12.9	Surface	1	26.2 26.2	26.2	8.0 8.0	8.0	33.6 33.6	33.6	99.7 98.0	98.9	6.7 6.6	6.7	6.8	14.3 16.3	15.3	27.5	16.0 16.0	16.0	15.3
					Middle	6.5	26.2 26.2	26.2	8.0 8.0	8.0	33.6 33.6	33.6	102.2 101.4	101.8	6.8 6.8	6.8		14.6 17.2	15.9		15.0 15.0	15.0	
					Bottom	12	26.2 26.2	26.2	8.0 8.0	8.0	33.6 33.6	33.6	100.7 97.1	98.9	6.7 6.5	6.6	6.6	52.0 50.8	51.4		15.0 15.0	15.0	
12-Oct-11	Rainy	Moderate	18:18	13	Surface	1	26.0 26.0	26.0	8.0 8.0	8.0	33.5 33.6	33.6	75.4 77.1	76.3	6.3 6.5	6.4	6.5	25.3 25.4	25.4	51.9	19.0 19.0	19.0	26.8
					Middle	6.5	26.0 26.0	26.0	8.0 8.0	8.0	33.6 33.6	33.6	75.5 78.1	76.8	6.4 6.5	6.5		22.0 24.0	23.0		20.0 20.0	20.0	
					Bottom	12	26.0 26.0	26.0	8.0 8.0	8.0	33.5 33.6	33.6	75.9 78.9	77.4	6.4 6.6	6.5	6.5	108.1 106.2	107.2		41.0 42.0	41.5	
14-Oct-11	Cloudy	Moderate	08:22	11	Surface	1	26.3 26.3	26.3	7.7 7.7	7.7	21.6 22.2	21.9	90.4 90.0	90.2	6.5 6.4	6.5	6.4	6.5 6.6	6.6	17.2	11.0 11.0	11.0	9.9
					Middle	5.5	26.2 26.2	26.2	7.7 7.7	7.7	24.2 24.2	24.2	89.8 89.8	89.8	6.3 6.3	6.3		10.9 11.0	11.0		9.6 9.7	9.7	
					Bottom	10	26.0 26.0	26.0	7.7 7.7	7.7	26.9 26.9	26.9	90.3 90.4	90.4	6.3 6.3	6.3	6.3	36.5 31.3	33.9		9.0 9.0	9.0	
16-Oct-11	Sunny	Moderate	10:34	13	Surface	1	25.8 25.8	25.8	7.8 7.8	7.8	25.2 25.2	25.2	92.8 92.8	92.8	6.6 6.6	6.6	6.6	6.4 6.2	6.3	25.5	15.0 15.0	15.0	13.5
					Middle	6.5	25.8 25.8	25.8	7.8 7.8	7.8	27.1 27.1	27.1	92.9 93.0	93.0	6.5 6.5	6.5		13.6 14.2	13.9		13.0 14.0	13.5	
					Bottom	12	25.8 25.8	25.8	7.8 7.8	7.8	27.3 27.3	27.3	92.4 92.3	92.4	6.5 6.4	6.5	6.5	56.3 56.5	56.4		12.0 12.0	12.0	
18-Oct-11	Sunny	Moderate	11:00	11.2	Surface	1	26.0 26.0	26.0	7.7 7.7	7.7	24.7 24.7	24.7	83.7 84.2	84.0	6.4 6.4	6.4	6.4	2.9 3.0	3.0	4.5	9.1 9.5	9.3	7.6
					Middle	5.5	25.9 25.9	25.9	7.7 7.7	7.7	25.9 25.9	25.9	84.1 82.1	83.1	6.4 6.2	6.3		3.5 3.7	3.6		6.5 6.6	6.6	
					Bottom	10	25.9 25.9	25.9	7.6 7.6	7.6	27.0 26.9	27.0	79.6 79.2	79.4	6.1 6.0	6.1	6.1	7.0 6.9	7.0		6.5 7.3	6.9	
22-Oct-11	Sunny	Moderate	14:31	12	Surface	1	26.4 26.5	26.5	8.1 8.1	8.1	28.5 28.3	28.4	89.0 92.8	90.9	7.0 7.3	7.2	7.4	6.4 6.1	6.3	24.8	17.0 17.0	17.0	12.7
					Middle	6	26.0 26.1	26.1	8.0 8.0	8.0	31.7 31.6	31.7	95.8 92.0	93.9	7.6 7.3	7.5		10.6 9.8	10.2		10.0 10.0	10.0	
					Bottom	11	26.0 26.0	26.0	7.9 7.9	7.9	32.2 32.2	32.2	88.9 88.6	88.8	7.0 7.0	7.0	7.0	59.5 56.0	57.8		11.0 11.0	11.0	
25-Oct-11	Sunny	Moderate	15:53	12	Surface	1	26.1 26.1	26.1	8.0 8.0	8.0	31.5 31.4	31.5	87.0 87.2	87.1	7.0 7.0	7.0	7.0	12.4 10.4	11.4	14.8	13.0 13.0	13.0	13.8
					Middle	6	26.1 26.1	26.1	8.0 8.0	8.0	31.8 31.8	31.8	87.4 87.2	87.3	7.0 7.0	7.0		10.5 10.6	10.6		15.0 14.0	14.5	
					Bottom	11	26.1 26.1	26.1	8.0 8.0	8.0	31.9 31.9	31.9	86.7 86.6	86.7	6.9 6.9	6.9	6.9	22.2 22.5	22.4		14.0 14.0	14.0	

Remarks: * DA: Depth-Averaged
** Calm: Small or no wave; Moderate: Between calm and rough; Rough : White capped or rougher

Water Quality Monitoring Results at CS1 - Mid-Flood Tide

Date	Weather Condition	Sea Condition**	Sampling Time	Water Depth (m)	Sampling Depth (m)		Water Temperature (°C)		pH		Salinity ppt		DO Saturation (%)		Dissolved Oxygen (mg/L)			Turbidity(NTU)			Suspended Solids (mg/L)		
							Value	Average	Value	Average	Value	Average	Value	Average	Value	Average	DA*	Value	Average	DA*	Value	Average	DA*
27-Oct-11	Cloudy	Moderate	06:48	11.3	Surface	1	25.7 25.7	25.7	8.1 8.1	8.1	32.6 32.6	32.6	95.9 96.1	96.0	6.5 6.5	6.5	6.5	9.5 9.4	9.5	30.6	12.0 12.0	12.0	14.3
					Middle	5.5	25.7 25.7	25.7	8.1 8.1	8.1	32.8 32.7	32.8	96.3 96.2	96.3	6.5 6.5	6.5		35.3 35.7	35.5		17.0 17.0	17.0	
					Bottom	10	25.7 25.7	25.7	8.1 8.1	8.1	32.9 32.9	32.9	95.8 95.5	95.7	6.5 6.5	6.5	6.5	46.5 47.3	46.9		14.0 14.0	14.0	
29-Oct-11	Sunny	Moderate	10:10	10	Surface	1	25.7 25.7	25.7	8.1 8.1	8.1	32.7 32.7	32.7	92.1 92.1	92.1	6.3 6.3	6.3	6.2	9.3 9.1	9.2	18.9	26.0 25.0	25.5	25.3
					Middle	5	25.5 25.5	25.5	8.1 8.1	8.1	33.0 33.0	33.0	89.7 89.5	89.6	6.1 6.1	6.1		19.1 19.6	19.4		32.0 31.0	31.5	
					Bottom	9	25.5 25.5	25.5	8.1 8.1	8.1	33.0 33.0	33.0	88.5 88.4	88.5	6.0 6.0	6.0	6.0	28.0 27.9	28.0		19.0 19.0	19.0	
31-Oct-11	Sunny	Moderate	11:02	12	Surface	1	25.4 25.4	25.4	8.0 8.0	8.0	28.5 32.3	30.4	96.6 98.4	97.5	7.7 7.9	7.8	7.5	13.3 12.9	13.1	48.9	14.0 14.0	14.0	15.5
					Middle	6	25.4 25.4	25.4	8.0 8.0	8.0	32.6 32.6	32.6	87.5 89.1	88.3	7.0 7.1	7.1		41.1 41.2	41.2		12.0 12.0	12.0	
					Bottom	11	25.4 25.4	25.4	8.0 8.0	8.0	32.7 32.7	32.7	89.6 91.2	90.4	7.2 7.3	7.3	7.3	86.2 98.8	92.5		20.0 21.0	20.5	

Remarks: * DA: Depth-Averaged
** Calm: Small or no wave; Moderate: Between calm and rough; Rough : White capped or rougher

Water Quality Monitoring Results at CS2 - Mid-Ebb Tide

Date	Weather Condition	Sea Condition**	Sampling Time	Water Depth (m)	Sampling Depth (m)		Water Temperature (°C)		pH		Salinity ppt		DO Saturation (%)		Dissolved Oxygen (mg/L)			Turbidity(NTU)			Suspended Solids (mg/L)		
							Value	Average	Value	Average	Value	Average	Value	Average	Value	Average	DA*	Value	Average	DA*	Value	Average	DA*
6-Oct-11	Fine	Moderate	09:25	7	Surface	1	26.0 26.0	26.0	7.9 7.9	7.9	31.7 31.7	31.7	100.4 99.2	99.8	6.8 6.7	6.8	6.6	6.4 6.0	6.2	8.9	5.3 5.3	5.3	7.0
					Middle	3.5	25.9 26.0	26.0	8.0 8.0	8.0	32.6 32.6	32.6	92.6 91.1	91.9	6.3 6.2	6.3		9.6 8.1	8.9		8.2 8.1	8.2	
					Bottom	6	25.9 25.9	25.9	8.0 8.0	8.0	32.7 32.7	32.7	91.6 91.0	91.3	6.2 6.2	6.2	6.2	12.5 10.5	11.5		7.8 7.5	7.7	
8-Oct-11	Sunny	Moderate	11:44	7	Surface	1	26.6 26.5	26.6	8.0 8.0	8.0	32.9 32.9	32.9	93.9 93.8	93.9	6.3 6.3	6.3	6.2	6.9 7.2	7.1	12.9	9.6 9.7	9.7	16.6
					Middle	3.5	26.2 26.2	26.2	8.0 8.0	8.0	33.0 33.0	33.0	91.1 90.9	91.0	6.1 6.1	6.1		11.3 11.1	11.2		13.0 13.0	13.0	
					Bottom	6	26.1 26.1	26.1	8.0 8.0	8.0	33.0 33.0	33.0	89.2 89.1	89.2	6.0 6.0	6.0	6.0	20.7 20.0	20.4		27.0 27.0	27.0	
10-Oct-11	Cloudy	Moderate	12:27	7	Surface	1	26.4 26.4	26.4	7.9 8.0	8.0	31.7 31.9	31.8	96.0 95.1	95.6	6.5 6.4	6.5	6.5	4.0 4.4	4.2	9.0	9.7 9.4	9.6	9.3
					Middle	3.5	26.4 26.3	26.4	8.0 8.0	8.0	32.5 32.6	32.6	96.5 95.0	95.8	6.5 6.4	6.5		6.2 6.5	6.4		3.4 3.4	3.4	
					Bottom	6	26.3 26.3	26.3	8.0 8.0	8.0	32.7 32.7	32.7	93.7 92.8	93.3	6.3 6.2	6.3	6.3	16.5 16.3	16.4		15.0 15.0	15.0	
12-Oct-11	Rainy	Moderate	13:27	7	Surface	1	26.2 26.2	26.2	7.9 8.0	8.0	32.0 32.0	32.0	95.5 95.2	95.4	6.5 6.4	6.5	6.5	8.7 8.4	8.6	13.0	12.0 12.0	12.0	11.0
					Middle	3.5	26.1 26.1	26.1	8.0 8.0	8.0	32.4 32.3	32.4	94.8 94.8	94.8	6.4 6.4	6.4		11.0 10.7	10.9		10.0 10.0	10.0	
					Bottom	6	26.1 26.1	26.1	8.0 8.0	8.0	32.7 32.8	32.8	93.0 92.8	92.9	6.3 6.3	6.3	6.3	19.2 19.7	19.5		11.0 11.0	11.0	
14-Oct-11	Cloudy	Moderate	13:05	7.8	Surface	1	26.5 26.5	26.5	7.9 7.9	7.9	29.8 29.8	29.8	93.3 92.4	92.9	6.4 6.3	6.4	6.3	5.2 5.7	5.5	13.2	11.0 12.0	11.5	18.3
					Middle	4	26.4 26.4	26.4	7.9 7.9	7.9	30.8 30.7	30.8	91.3 90.7	91.0	6.2 6.2	6.2		7.7 7.3	7.5		13.0 13.0	13.0	
					Bottom	7	26.2 26.2	26.2	8.0 8.0	8.0	31.8 31.8	31.8	90.3 90.1	90.2	6.1 6.1	6.1	6.1	26.0 27.1	26.6		30.0 31.0	30.5	
16-Oct-11	Sunny	Moderate	14:47	7.9	Surface	1	26.5 26.5	26.5	8.0 8.0	8.0	30.7 30.7	30.7	77.2 76.3	76.8	5.2 5.2	5.2	5.0	4.9 4.8	4.9	15.4	8.5 8.6	8.6	12.5
					Middle	4	26.1 26.1	26.1	8.0 8.0	8.0	31.5 31.5	31.5	68.8 67.2	68.0	4.7 4.6	4.7		7.1 7.2	7.2		19.0 19.0	19.0	
					Bottom	7	25.9 25.9	25.9	8.0 8.0	8.0	33.1 33.1	33.1	57.4 56.3	56.9	3.9 3.8	3.9	3.9	34.8 33.3	34.1		9.7 9.9	9.8	
18-Oct-11	Sunny	Moderate	15:23	8	Surface	1	26.9 26.9	26.9	8.0 8.0	8.0	29.2 29.3	29.3	105.5 105.7	105.6	7.2 7.2	7.2	7.0	3.6 3.6	3.6	12.8	7.1 7.0	7.1	8.4
					Middle	4	26.0 26.0	26.0	8.0 8.0	8.0	31.2 31.2	31.2	97.3 98.5	97.9	6.6 6.7	6.7		10.4 10.1	10.3		10.0 10.0	10.0	
					Bottom	7	26.0 26.0	26.0	8.0 8.0	8.0	31.9 31.9	31.9	92.2 92.4	92.3	6.3 6.3	6.3	6.3	25.6 23.3	24.5		8.0 8.0	8.0	
22-Oct-11	Sunny	Moderate	08:40	8	Surface	1	26.1 26.1	26.1	8.2 8.2	8.2	28.9 28.9	28.9	142.2 142.1	142.2	9.8 9.8	9.8	9.3	2.8 3.0	2.9	5.6	14.0 14.0	14.0	11.6
					Middle	4	25.9 25.9	25.9	8.1 8.1	8.1	29.5 29.5	29.5	127.2 126.8	127.0	8.8 8.7	8.8		3.3 3.3	3.3		12.0 12.0	12.0	
					Bottom	7	25.9 25.9	25.9	8.0 8.0	8.0	32.1 32.1	32.1	105.4 105.2	105.3	7.2 7.1	7.2	7.2	10.4 10.6	10.5		8.7 8.6	8.7	
25-Oct-11	Sunny	Moderate	11:38	7.9	Surface	1	26.4 26.4	26.4	8.0 8.0	8.0	29.8 29.8	29.8	78.9 78.8	78.9	5.4 5.4	5.4	5.4	6.6 6.3	6.5	22.5	11.0 11.0	11.0	8.5
					Middle	4	26.4 26.4	26.4	8.0 8.0	8.0	31.0 31.1	31.1	78.4 78.5	78.5	5.4 5.4	5.4		6.6 6.5	6.6		6.0 6.1	6.1	
					Bottom	7	26.4 26.4	26.4	7.9 7.9	7.9	32.7 32.7	32.7	71.6 72.8	72.2	4.9 4.9	4.9	4.9	53.9 54.8	54.4		8.5 8.4	8.5	

Remarks: * DA: Depth-Averaged
** Calm: Small or no wave; Moderate: Between calm and rough; Rough : White capped or rougher

Water Quality Monitoring Results at CS2 - Mid-Ebb Tide

Date	Weather Condition	Sea Condition**	Sampling Time	Water Depth (m)	Sampling Depth (m)		Water Temperature (°C)		pH		Salinity ppt		DO Saturation (%)		Dissolved Oxygen (mg/L)			Turbidity(NTU)			Suspended Solids (mg/L)		
							Value	Average	Value	Average	Value	Average	Value	Average	Value	Average	DA*	Value	Average	DA*	Value	Average	DA*
27-Oct-11	Cloudy	Moderate	12:30	7.9	Surface	1	26.0 26.0	26.0	8.2 8.2	8.2	30.4 31.5	31.0	91.5 91.5	91.5	6.9 6.9	6.9	6.6	5.4 5.4	5.4	8.5	8.6 8.5	8.6	9.8
					Middle	4	25.8 25.8	25.8	8.2 8.2	8.2	32.4 32.5	32.5	82.0 80.6	81.3	6.2 6.1	6.2		8.4 8.4	8.4		13.0 12.0	12.5	
					Bottom	7	25.8 25.8	25.8	8.2 8.2	8.2	32.6 32.6	32.6	76.0 75.2	75.6	5.7 5.7	5.7	5.7	11.3 11.8	11.6		8.2 8.3	8.3	
29-Oct-11	Sunny	Moderate	09:18	8	Surface	1	26.0 26.0	26.0	8.1 8.1	8.1	29.6 30.0	29.8	112.6 112.7	112.7	7.9 7.9	7.9	7.6	4.0 4.1	4.1	9.2	12.0 12.0	12.0	12.3
					Middle	4	25.6 25.6	25.6	8.1 8.1	8.1	31.1 31.1	31.1	101.8 101.6	101.7	7.2 7.1	7.2		7.6 7.5	7.6		13.0 13.0	13.0	
					Bottom	7	25.5 25.5	25.5	8.1 8.1	8.1	32.2 32.2	32.2	90.8 90.6	90.7	6.4 6.3	6.4	6.4	16.2 15.6	15.9		12.0 12.0	12.0	
31-Oct-11	Sunny	Moderate	15:40	7	Surface	1	25.7 25.7	25.7	8.1 8.1	8.1	31.9 31.9	31.9	102.2 101.9	102.1	7.0 7.0	7.0	6.9	9.5 9.4	9.5	26.8	18.0 18.0	18.0	17.0
					Middle	3.5	25.5 25.5	25.5	8.1 8.1	8.1	32.0 32.0	32.0	99.6 99.4	99.5	6.8 6.8	6.8		20.9 20.8	20.9		17.0 18.0	17.5	
					Bottom	6	25.5 25.5	25.5	8.1 8.1	8.1	32.0 32.0	32.0	97.7 97.4	97.6	6.7 6.7	6.7	6.7	49.3 50.7	50.0		16.0 15.0	15.5	

Remarks: * DA: Depth-Averaged
** Calm: Small or no wave; Moderate: Between calm and rough; Rough : White capped or rougher

Water Quality Monitoring Results at CS2 - Mid-Flood Tide

Date	Weather Condition	Sea Condition**	Sampling Time	Water Depth (m)	Sampling Depth (m)		Water Temperature (°C)		pH		Salinity ppt		DO Saturation (%)		Dissolved Oxygen (mg/L)			Turbidity(NTU)			Suspended Solids (mg/L)		
							Value	Average	Value	Average	Value	Average	Value	Average	Value	Average	DA*	Value	Average	DA*	Value	Average	DA*
6-Oct-11	Fine	Moderate	17:50	7	Surface	1	26.1 26.1	26.1	8.0 8.0	8.0	32.8 32.9	32.9	92.7 91.3	92.0	6.2 6.1	6.2	6.2	19.4 18.7	19.1	22.1	16.0 16.0	16.0	22.0
					Middle	3.5	26.1 26.1	26.1	8.0 8.0	8.0	32.9 32.9	32.9	92.0 91.3	91.7	6.2 6.1	6.2		21.7 20.0	20.9		23.0 23.0	23.0	
					Bottom	6	26.1 26.1	26.1	8.0 8.0	8.0	32.9 32.9	32.9	91.6 91.1	91.4	6.2 6.1	6.2	6.2	27.6 24.8	26.2		27.0 27.0	27.0	
8-Oct-11	Sunny	Moderate	17:58	7	Surface	1	26.4 26.4	26.4	7.9 8.0	8.0	31.9 31.8	31.9	92.0 90.8	91.4	6.2 6.1	6.2	6.2	4.1 4.0	4.1	17.0	5.2 5.1	5.2	10.6
					Middle	3.5	26.2 26.3	26.3	8.0 8.0	8.0	32.5 32.3	32.4	89.9 90.4	90.2	6.1 6.1	6.1		12.5 12.4	12.5		7.2 7.3	7.3	
					Bottom	6	26.2 26.2	26.2	8.0 8.0	8.0	32.6 32.6	32.6	88.9 88.8	88.9	6.0 6.0	6.0	6.0	36.4 32.5	34.5		20.0 19.0	19.5	
10-Oct-11	Cloudy	Moderate	19:18	7	Surface	1	26.4 26.4	26.4	7.9 8.0	8.0	31.6 31.6	31.6	94.0 94.0	94.0	6.3 6.3	6.3	6.3	6.1 5.9	6.0	21.0	13.0 13.0	13.0	13.0
					Middle	3.5	26.4 26.4	26.4	8.0 8.0	8.0	32.2 32.2	32.2	93.3 93.2	93.3	6.3 6.3	6.3		20.7 21.1	20.9		15.0 15.0	15.0	
					Bottom	6	26.4 26.4	26.4	8.0 8.0	8.0	32.3 32.4	32.4	92.8 92.8	92.8	6.2 6.2	6.2	6.2	37.4 34.9	36.2		11.0 11.0	11.0	
12-Oct-11	Rainy	Moderate	18:47	7.2	Surface	1	26.3 26.3	26.3	7.9 7.9	7.9	30.9 30.9	30.9	92.9 92.4	92.7	6.3 6.3	6.3	6.3	6.8 6.7	6.8	20.9	11.0 11.0	11.0	22.0
					Middle	3.5	26.3 26.3	26.3	7.9 8.0	8.0	31.0 31.1	31.1	92.2 92.0	92.1	6.2 6.2	6.2		7.5 8.0	7.8		8.1 8.1	8.1	
					Bottom	6	26.2 26.2	26.2	8.0 8.0	8.0	32.1 32.1	32.1	92.6 92.4	92.5	6.3 6.2	6.3	6.3	51.3 44.6	48.0		47.0 47.0	47.0	
14-Oct-11	Cloudy	Moderate	08:11	7.4	Surface	1	26.5 26.5	26.5	7.8 7.9	7.9	27.8 27.8	27.8	87.2 86.8	87.0	6.0 6.0	6.0	6.1	6.1 7.0	6.6	36.9	8.2 7.9	8.1	9.4
					Middle	4	26.4 26.4	26.4	7.9 7.9	7.9	30.6 30.1	30.4	89.4 89.1	89.3	6.1 6.1	6.1		20.3 17.3	18.8		10.0 10.0	10.0	
					Bottom	7	26.3 26.3	26.3	7.9 8.0	8.0	31.2 31.2	31.2	89.2 89.1	89.2	6.0 6.0	6.0	6.0	86.1 84.5	85.3		10.0 10.0	10.0	
16-Oct-11	Sunny	Moderate	11:03	7.2	Surface	1	26.0 26.0	26.0	7.9 8.0	8.0	29.2 29.2	29.2	67.1 67.0	67.1	4.6 4.6	4.6	4.6	9.1 8.8	9.0	25.0	14.0 14.0	14.0	14.7
					Middle	4	26.0 26.0	26.0	8.0 8.0	8.0	30.4 30.5	30.5	66.6 66.7	66.7	4.6 4.6	4.6		9.1 9.0	9.1		12.0 11.0	11.5	
					Bottom	7	26.0 26.0	26.0	7.9 7.9	7.9	32.0 32.0	32.0	60.9 61.9	61.4	4.1 4.2	4.2	4.2	56.4 57.3	56.9		19.0 18.0	18.5	
18-Oct-11	Sunny	Moderate	11:32	7.3	Surface	1	26.2 26.2	26.2	7.9 8.0	8.0	29.2 29.3	29.3	94.1 93.9	94.0	6.5 6.4	6.5	6.4	5.1 5.5	5.3	28.6	8.5 8.5	8.5	10.2
					Middle	4	26.0 26.0	26.0	8.0 8.0	8.0	31.5 31.5	31.5	91.6 91.3	91.5	6.2 6.2	6.2		29.5 30.9	30.2		13.0 13.0	13.0	
					Bottom	7	26.0 26.0	26.0	8.0 8.0	8.0	31.5 31.7	31.6	91.0 90.8	90.9	6.2 6.2	6.2	6.2	50.2 50.5	50.4		9.2 9.1	9.2	
22-Oct-11	Sunny	Moderate	15:11	7.2	Surface	1	26.7 26.7	26.7	8.2 8.2	8.2	27.1 27.3	27.2	150.3 150.2	150.3	10.3 10.3	10.3	9.7	3.8 4.1	4.0	6.9	20.0 20.0	20.0	17.3
					Middle	3.5	26.4 26.4	26.4	8.1 8.1	8.1	29.1 28.9	29.0	129.7 130.8	130.3	8.9 9.0	9.0		6.2 6.1	6.2		22.0 22.0	22.0	
					Bottom	6	26.1 26.1	26.1	8.1 8.1	8.1	30.0 30.0	30.0	120.3 120.0	120.2	8.2 8.2	8.2	8.2	10.3 10.4	10.4		10.0 10.0	10.0	
25-Oct-11	Sunny	Moderate	16:45	7.2	Surface	1	26.9 26.9	26.9	8.0 8.0	8.0	30.1 30.2	30.2	96.5 95.4	96.0	6.5 6.5	6.5	6.2	1.6 1.5	1.6	12.1	21.0 20.0	20.5	23.3
					Middle	3.5	26.6 26.6	26.6	8.0 8.0	8.0	31.0 31.0	31.0	86.0 84.0	85.0	5.8 5.7	5.8		3.8 3.9	3.9		21.0 22.0	21.5	
					Bottom	6	26.3 26.3	26.3	7.9 7.9	7.9	32.8 32.8	32.8	71.8 70.4	71.1	4.8 4.8	4.8	4.8	31.5 30.0	30.8		28.0 28.0	28.0	

Remarks: * DA: Depth-Averaged
** Calm: Small or no wave; Moderate: Between calm and rough; Rough : White capped or rougher

Water Quality Monitoring Results at CS2 - Mid-Flood Tide

Date	Weather Condition	Sea Condition**	Sampling Time	Water Depth (m)	Sampling Depth (m)		Water Temperature (°C)		pH		Salinity ppt		DO Saturation (%)		Dissolved Oxygen (mg/L)			Turbidity(NTU)			Suspended Solids (mg/L)		
							Value	Average	Value	Average	Value	Average	Value	Average	Value	Average	DA*	Value	Average	DA*	Value	Average	DA*
27-Oct-11	Cloudy	Moderate	07:20	8	Surface	1	26.0 26.0	26.0	8.1 8.1	8.1	30.3 30.3	30.3	102.2 101.2	101.7	7.8 7.7	7.8	7.4	10.0 9.2	9.6	20.2	12.0 12.0	12.0	14.7
					Middle	4	26.0 26.0	26.0	8.1 8.1	8.1	30.3 29.4	29.9	96.5 86.1	91.3	7.3 6.6	7.0		23.5 22.7	23.1		16.0 16.0	16.0	
					Bottom	7	26.0 26.0	26.0	8.1 8.1	8.1	30.4 30.4	30.4	77.9 77.6	77.8	5.9 5.9	5.9	5.9	26.5 29.2	27.9		16.0 16.0	16.0	
29-Oct-11	Sunny	Moderate	14:07	8.1	Surface	1	25.8 25.7	25.8	8.1 8.1	8.1	31.3 31.3	31.3	104.0 97.9	101.0	7.1 6.7	6.9	6.9	8.8 9.1	9.0	28.8	12.0 12.0	12.0	16.8
					Middle	4	25.5 25.5	25.5	8.1 8.1	8.1	31.8 31.8	31.8	99.5 97.5	98.5	6.8 6.7	6.8		19.5 21.9	20.7		25.0 26.0	25.5	
					Bottom	7	25.5 25.5	25.5	8.1 8.1	8.1	31.9 31.8	31.9	96.4 97.1	96.8	6.6 6.6	6.6	6.6	57.5 55.9	56.7		13.0 13.0	13.0	
31-Oct-11	Sunny	Moderate	11:19	7.1	Surface	1	25.9 25.9	25.9	8.0 8.0	8.0	30.1 30.1	30.1	102.5 101.5	102.0	7.0 7.0	7.0	7.0	8.6 8.8	8.7	34.4	8.9 8.9	8.9	14.3
					Middle	3.5	25.6 25.6	25.6	8.0 8.0	8.0	30.7 30.7	30.7	101.1 100.5	100.8	6.9 6.9	6.9		35.8 34.7	35.3		18.0 18.0	18.0	
					Bottom	6	25.6 25.6	25.6	8.0 8.0	8.0	30.7 30.7	30.7	100.2 99.4	99.8	6.9 6.8	6.9	6.9	59.1 59.3	59.2		16.0 16.0	16.0	

Remarks: * DA: Depth-Averaged
** Calm: Small or no wave; Moderate: Between calm and rough; Rough : White capped or rougher

Water Quality Monitoring Results at CS(Mf)3 - Mid-Ebb Tide

Date	Weather Condition	Sea Condition**	Sampling Time	Water Depth (m)	Sampling Depth (m)		Water Temperature (°C)		pH		Salinity ppt		DO Saturation (%)		Dissolved Oxygen (mg/L)			Turbidity(NTU)			Suspended Solids (mg/L)		
							Value	Average	Value	Average	Value	Average	Value	Average	Value	Average	DA*	Value	Average	DA*	Value	Average	DA*
6-Oct-11	Fine	Moderate	09:50	5.1	Surface	1	26.1 26.1	26.1	7.8 7.8	7.8	26.3 26.3	26.3	87.1 86.8	87.0	6.6 6.6	6.6	6.6	4.5 4.5	4.5	6.1	4.2 4.2	4.2	4.6
					Middle	-	- -	-	- -	-	- -	-	- -	-	- -	-		- -	-		- -	-	
					Bottom	4	25.8 25.8	25.8	7.8 7.8	7.8	26.5 26.6	26.6	86.5 86.4	86.5	6.6 6.6	6.6	6.6	7.4 7.8	7.6		4.9 4.9	4.9	
8-Oct-11	Sunny	Moderate	11:21	6	Surface	1	26.3 26.3	26.3	8.0 8.0	8.0	32.3 32.3	32.3	96.4 96.1	96.3	7.3 7.3	7.3	7.2	3.0 3.0	3.0	7.8	3.3 3.2	3.3	5.0
					Middle	3	26.2 26.2	26.2	8.0 8.0	8.0	32.9 32.8	32.9	94.4 94.3	94.4	7.1 7.1	7.1		6.1 5.5	5.8		6.0 6.2	6.1	
					Bottom	5	26.1 26.1	26.1	8.1 8.1	8.1	33.5 33.5	33.5	92.3 92.2	92.3	7.0 7.0	7.0	7.0	14.9 14.2	14.6		5.5 5.6	5.6	
10-Oct-11	Cloudy	Moderate	12:56	7	Surface	1	26.6 26.7	26.7	8.0 8.0	8.0	31.4 31.3	31.4	104.7 103.1	103.9	7.1 6.9	7.0	7.0	3.8 3.9	3.9	8.8	11.0 11.0	11.0	7.8
					Middle	3.5	26.5 26.5	26.5	8.0 8.0	8.0	32.1 32.1	32.1	104.7 103.4	104.1	7.0 7.0	7.0		5.2 5.0	5.1		6.3 6.4	6.4	
					Bottom	6	26.4 26.4	26.4	8.0 8.0	8.0	32.9 32.9	32.9	104.0 103.5	103.8	7.0 7.0	7.0	7.0	17.1 17.6	17.4		6.2 6.1	6.2	
12-Oct-11	Rainy	Moderate	13:37	7.5	Surface	1	26.4 26.4	26.4	8.0 8.0	8.0	31.5 31.5	31.5	98.9 99.0	99.0	6.7 6.7	6.7	6.7	6.0 6.0	6.0	13.7	8.1 8.4	8.3	8.3
					Middle	4	26.4 26.4	26.4	8.0 8.0	8.0	31.7 31.7	31.7	97.7 97.6	97.7	6.6 6.6	6.6		6.3 6.4	6.4		7.5 7.3	7.4	
					Bottom	7	26.2 26.2	26.2	8.0 8.0	8.0	32.2 32.3	32.3	95.9 95.8	95.9	6.5 6.5	6.5	6.5	28.9 28.2	28.6		9.3 9.0	9.2	
14-Oct-11	Cloudy	Moderate	12:44	5.2	Surface	1	26.8 26.7	26.8	7.9 7.9	7.9	24.6 25.0	24.8	86.0 82.1	84.1	5.9 5.7	5.8	5.8	4.1 4.4	4.3	5.8	5.6 5.4	5.5	5.0
					Middle	-	- -	-	- -	-	- -	-	- -	-	- -	-		- -	-		- -	-	
					Bottom	4	26.4 26.5	26.5	8.0 7.9	8.0	30.5 28.1	29.3	82.9 80.3	81.6	5.6 5.5	5.6	5.6	7.0 7.5	7.3		4.5 4.4	4.5	
16-Oct-11	Sunny	Moderate	13:56	5.1	Surface	1	26.5 26.4	26.5	8.0 8.0	8.0	27.9 29.2	28.6	103.1 93.3	98.2	7.1 6.4	6.8	6.8	3.9 4.0	4.0	5.0	8.2 8.5	8.4	6.6
					Middle	-	- -	-	- -	-	- -	-	- -	-	- -	-		- -	-		- -	-	
					Bottom	4	26.3 26.3	26.3	8.0 8.0	8.0	31.6 31.7	31.7	91.7 86.0	88.9	6.3 5.9	6.1	6.1	5.4 6.4	5.9		4.9 4.8	4.9	
18-Oct-11	Sunny	Moderate	15:02	8	Surface	1	26.6 26.6	26.6	7.9 7.8	7.9	30.0 30.0	30.0	94.5 94.6	94.6	7.1 7.1	7.1	7.0	6.0 5.7	5.9	8.6	6.0 6.0	6.0	7.3
					Middle	4	26.3 26.3	26.3	7.8 7.8	7.8	30.7 30.7	30.7	91.6 91.1	91.4	6.9 6.9	6.9		7.4 7.3	7.4		8.5 8.7	8.6	
					Bottom	7	26.2 26.2	26.2	7.7 7.7	7.7	31.3 31.3	31.3	79.9 79.9	79.9	6.0 6.0	6.0	6.0	12.3 12.6	12.5		7.4 7.4	7.4	
22-Oct-11	Sunny	Moderate	09:08	5.2	Surface	1	26.7 26.7	26.7	8.2 8.2	8.2	27.1 27.1	27.1	129.6 112.0	120.8	8.9 7.7	8.3	8.3	2.7 3.2	3.0	3.8	7.2 7.4	7.3	6.8
					Middle	-	- -	-	- -	-	- -	-	- -	-	- -	-		- -	-		- -	-	
					Bottom	4	26.1 26.2	26.2	8.1 8.1	8.1	30.2 29.9	30.1	105.4 103.7	104.6	7.2 7.1	7.2	7.2	4.6 4.3	4.5		6.3 6.1	6.2	
25-Oct-11	Sunny	Moderate	12:26	7.1	Surface	1	26.4 26.5	26.5	8.3 8.3	8.3	27.5 27.4	27.5	94.2 92.7	93.5	6.3 6.2	6.3	6.3	5.7 5.7	5.7	9.7	7.5 7.3	7.4	10.8
					Middle	3.5	26.3 26.3	26.3	8.3 8.3	8.3	28.1 28.0	28.1	94.2 93.0	93.6	6.3 6.3	6.3		5.6 5.4	5.5		8.0 7.8	7.9	
					Bottom	6	26.2 26.2	26.2	8.3 8.3	8.3	28.8 28.8	28.8	93.6 93.1	93.4	6.3 6.3	6.3	6.3	17.5 18.0	17.8		17.0 17.0	17.0	

Remarks: * DA: Depth-Averaged
** Calm: Small or no wave; Moderate: Between calm and rough; Rough : White capped or rougher

Water Quality Monitoring Results at CS(Mf)3 - Mid-Ebb Tide

Date	Weather Condition	Sea Condition**	Sampling Time	Water Depth (m)	Sampling Depth (m)		Water Temperature (°C)		pH		Salinity ppt		DO Saturation (%)		Dissolved Oxygen (mg/L)			Turbidity(NTU)			Suspended Solids (mg/L)		
							Value	Average	Value	Average	Value	Average	Value	Average	Value	Average	DA*	Value	Average	DA*	Value	Average	DA*
27-Oct-11	Cloudy	Moderate	12:17	7	Surface	1	26.1 26.1	26.1	8.1 8.1	8.1	30.8 30.8	30.8	101.5 100.5	101.0	6.9 6.9	6.9	6.9	6.6 7.0	6.8	16.6	11.0 11.0	11.0	11.9
					Middle	3.5	25.9 25.9	25.9	8.1 8.1	8.1	30.9 31.0	31.0	100.1 99.6	99.9	6.8 6.8	6.8		10.7 10.4	10.6		17.0 17.0	17.0	
					Bottom	6	25.8 25.8	25.8	8.1 8.1	8.1	31.3 31.4	31.4	99.0 99.0	99.0	6.8 6.8	6.8	6.8	31.9 32.7	32.3		7.7 7.6	7.7	
29-Oct-11	Sunny	Moderate	13:38	6.1	Surface	1	26.1 26.1	26.1	8.1 8.1	8.1	29.4 29.4	29.4	88.0 88.0	88.0	6.0 6.0	6.0	5.9	5.7 5.7	5.7	8.3	16.0 16.0	16.0	17.3
					Middle	3	26.0 26.0	26.0	8.1 8.1	8.1	29.8 29.8	29.8	83.6 83.6	83.6	5.7 5.7	5.7		7.3 7.2	7.3		16.0 16.0	16.0	
					Bottom	5	26.0 26.0	26.0	8.1 8.1	8.1	29.8 29.8	29.8	81.4 81.4	81.4	5.6 5.6	5.6	5.6	11.9 11.7	11.8		20.0 20.0	20.0	
31-Oct-11	Sunny	Moderate	15:06	8	Surface	1	26.0 26.0	26.0	8.1 8.1	8.1	29.6 29.6	29.6	93.9 92.3	93.1	6.4 6.3	6.4	5.7	7.1 7.3	7.2	7.6	14.0 14.0	14.0	14.3
					Middle	4	25.9 25.9	25.9	8.1 8.1	8.1	30.1 30.0	30.1	72.7 72.5	72.6	5.0 5.0	5.0		7.7 7.6	7.7		14.0 14.0	14.0	
					Bottom	7	25.8 25.8	25.8	8.1 8.1	8.1	30.3 30.3	30.3	72.1 72.1	72.1	4.9 4.9	4.9	4.9	7.8 7.7	7.8		15.0 15.0	15.0	

Remarks: * DA: Depth-Averaged
** Calm: Small or no wave; Moderate: Between calm and rough; Rough : White capped or rougher

Water Quality Monitoring Results at CS(Mf)3 - Mid-Flood Tide

Date	Weather Condition	Sea Condition**	Sampling Time	Water Depth (m)	Sampling Depth (m)		Water Temperature (°C)		pH		Salinity ppt		DO Saturation (%)		Dissolved Oxygen (mg/L)			Turbidity(NTU)			Suspended Solids (mg/L)		
							Value	Average	Value	Average	Value	Average	Value	Average	Value	Average	DA*	Value	Average	DA*	Value	Average	DA*
6-Oct-11	Fine	Moderate	15:13	7.8	Surface	1	25.8 25.8	25.8	7.8 7.8	7.8	27.5 27.5	27.5	81.8 81.9	81.9	6.2 6.2	6.2	6.2	10.3 10.6	10.5	11.9	17.0 17.0	17.0	42.5
					Middle	4	25.8 25.8	25.8	7.8 7.8	7.8	27.5 27.5	27.5	82.0 82.0	82.0	6.2 6.2	6.2		12.3 11.7	12.0		38.0 38.0	38.0	
					Bottom	7	25.8 25.8	25.8	7.8 7.8	7.8	27.5 27.5	27.5	82.2 82.1	82.2	6.2 6.2	6.2	6.2	12.6 13.9	13.3		71.0 74.0	72.5	
8-Oct-11	Sunny	Moderate	16:21	5.2	Surface	1	26.8 26.8	26.8	8.0 8.0	8.0	29.3 29.3	29.3	94.8 94.5	94.7	7.2 7.2	7.2	7.2	2.9 2.9	2.9	4.7	4.0 4.0	4.0	8.3
					Middle	-	- -	-	- -	-	- -	-	- -	-	- -	-		- -	-		- -	-	
					Bottom	4	26.3 26.3	26.3	8.0 8.0	8.0	32.4 32.4	32.4	92.8 92.6	92.7	7.0 7.0	7.0	7.0	6.4 6.3	6.4		12.0 13.0	12.5	
10-Oct-11	Cloudy	Moderate	17:02	7	Surface	1	26.6 26.6	26.6	8.0 8.0	8.0	31.4 31.4	31.4	103.0 100.2	101.6	6.9 6.7	6.8	6.8	7.0 7.0	7.0	7.8	11.0 11.0	11.0	10.2
					Middle	3.5	26.6 26.6	26.6	8.0 8.0	8.0	31.4 31.4	31.4	100.5 99.8	100.2	6.8 6.7	6.8		7.8 7.8	7.8		11.0 12.0	11.5	
					Bottom	6	26.6 26.6	26.6	8.0 8.0	8.0	31.4 31.4	31.4	100.0 100.0	100.0	6.7 6.7	6.7	6.7	8.6 8.5	8.6		8.1 8.1	8.1	
12-Oct-11	Rainy	Moderate	17:27	8	Surface	1	26.9 26.9	26.9	7.9 7.9	7.9	29.9 31.4	30.7	89.9 89.7	89.8	6.1 6.0	6.1	6.0	5.3 5.2	5.3	8.6	11.0 11.0	11.0	9.3
					Middle	4	26.8 26.8	26.8	7.9 7.9	7.9	31.8 31.8	31.8	88.4 88.3	88.4	5.9 5.9	5.9		7.5 7.7	7.6		9.5 9.4	9.5	
					Bottom	7	26.7 26.7	26.7	7.9 7.9	7.9	32.2 32.2	32.2	86.8 86.7	86.8	5.8 5.8	5.8	5.8	13.2 12.8	13.0		7.5 7.2	7.4	
14-Oct-11	Cloudy	Moderate	09:01	7.9	Surface	1	26.6 26.6	26.6	7.9 7.9	7.9	25.2 25.3	25.3	82.6 78.8	80.7	5.7 5.4	5.6	5.6	4.7 4.9	4.8	5.9	6.2 6.2	6.2	5.7
					Middle	4	26.6 26.6	26.6	7.9 7.9	7.9	27.7 28.1	27.9	80.9 79.0	80.0	5.5 5.4	5.5		4.8 5.4	5.1		5.1 5.0	5.1	
					Bottom	7	26.5 26.5	26.5	8.0 8.0	8.0	29.7 29.7	29.7	80.0 80.0	80.0	5.4 5.4	5.4	5.4	7.8 7.5	7.7		5.8 5.9	5.9	
16-Oct-11	Sunny	Moderate	10:40	7.2	Surface	1	26.2 26.2	26.2	8.0 8.0	8.0	30.5 30.6	30.6	90.8 86.3	88.6	6.2 5.9	6.1	6.0	5.5 5.6	5.6	9.0	14.0 14.0	14.0	15.2
					Middle	3.5	26.2 26.2	26.2	8.0 8.0	8.0	30.8 30.8	30.8	88.0 84.9	86.5	6.0 5.8	5.9		6.6 6.2	6.4		11.0 11.0	11.0	
					Bottom	6	26.2 26.2	26.2	8.0 8.0	8.0	31.9 30.3	31.1	84.3 82.5	83.4	5.8 5.7	5.8	5.8	15.7 14.5	15.1		21.0 20.0	20.5	
18-Oct-11	Sunny	Moderate	11:10	8	Surface	1	26.3 26.3	26.3	7.8 7.8	7.8	29.9 28.9	29.4	85.3 85.0	85.2	6.5 6.5	6.5	6.5	5.1 5.2	5.2	5.9	10.0 10.0	10.0	10.8
					Middle	4	26.3 26.3	26.3	7.8 7.8	7.8	30.0 30.0	30.0	84.2 84.1	84.2	6.4 6.4	6.4		5.1 5.0	5.1		11.0 12.0	11.5	
					Bottom	7	26.2 26.2	26.2	7.8 7.8	7.8	30.6 30.6	30.6	82.4 82.4	82.4	6.2 6.2	6.2	6.2	7.4 7.4	7.4		11.0 11.0	11.0	
22-Oct-11	Sunny	Moderate	14:59	7.2	Surface	1	26.9 26.8	26.9	8.3 8.2	8.3	28.8 28.8	28.8	113.7 100.1	106.9	7.7 6.8	7.3	7.0	3.9 4.2	4.1	6.5	9.8 9.8	9.8	10.6
					Middle	3.5	26.5 26.5	26.5	8.2 8.2	8.2	28.9 28.9	28.9	96.1 95.5	95.8	6.6 6.5	6.6		6.5 6.1	6.3		10.0 10.0	10.0	
					Bottom	6	26.5 26.5	26.5	8.2 8.2	8.2	29.0 28.9	29.0	92.8 92.6	92.7	6.3 6.3	6.3	6.3	8.6 9.4	9.0		12.0 12.0	12.0	
25-Oct-11	Sunny	Moderate	16:32	5	Surface	1	26.4 26.4	26.4	8.3 8.3	8.3	27.5 27.5	27.5	92.7 90.1	91.4	6.2 6.1	6.2	6.2	7.4 7.1	7.3	8.2	4.3 4.3	4.3	3.9
					Middle	-	- -	-	- -	-	- -	-	- -	-	- -	-		- -	-		- -	-	
					Bottom	4	26.4 26.4	26.4	8.3 8.3	8.3	27.5 27.5	27.5	90.0 90.0	90.0	6.1 6.1	6.1	6.1	9.0 8.9	9.0		3.4 3.5	3.5	

Remarks: * DA: Depth-Averaged
** Calm: Small or no wave; Moderate: Between calm and rough; Rough : White capped or rougher

Water Quality Monitoring Results at CS(Mf)3 - Mid-Flood Tide

Date	Weather Condition	Sea Condition**	Sampling Time	Water Depth (m)	Sampling Depth (m)		Water Temperature (°C)		pH		Salinity ppt		DO Saturation (%)		Dissolved Oxygen (mg/L)			Turbidity(NTU)			Suspended Solids (mg/L)		
							Value	Average	Value	Average	Value	Average	Value	Average	Value	Average	DA*	Value	Average	DA*	Value	Average	DA*
27-Oct-11	Cloudy	Moderate	07:31	8	Surface	1	25.8 25.8	25.8	8.1 8.1	8.1	30.8 30.9	30.9	99.7 99.6	99.7	6.8 6.8	6.8	6.8	7.9 8.0	8.0	16.4	12.0 13.0	12.5	10.5
					Middle	4	25.8 25.8	25.8	8.1 8.1	8.1	30.8 30.9	30.9	99.7 99.7	99.7	6.8 6.8	6.8		8.5 9.4	9.0		13.0 13.0	13.0	
					Bottom	7	25.8 25.8	25.8	8.1 8.1	8.1	30.9 30.9	30.9	99.5 99.4	99.5	6.8 6.8	6.8	6.8	30.7 33.6	32.2		6.1 6.1	6.1	
29-Oct-11	Sunny	Moderate	10:19	8.2	Surface	1	25.9 25.8	25.9	8.1 8.1	8.1	29.5 29.5	29.5	81.2 81.3	81.3	5.6 5.6	5.6	5.7	11.0 11.0	11.0	10.0	16.0 17.0	16.5	11.7
					Middle	4	25.6 25.6	25.6	8.1 8.1	8.1	29.8 29.8	29.8	83.6 83.6	83.6	5.7 5.7	5.7		7.3 7.2	7.3		8.6 8.4	8.5	
					Bottom	7	25.5 25.5	25.5	8.1 8.1	8.1	29.8 29.8	29.8	81.4 81.4	81.4	5.6 5.6	5.6	5.6	11.9 11.7	11.8		10.0 10.0	10.0	
31-Oct-11	Sunny	Moderate	12:11	8.1	Surface	1	25.7 25.7	25.7	8.1 8.1	8.1	30.2 30.2	30.2	71.6 70.7	71.2	4.9 4.8	4.9	4.9	13.0 10.5	11.8	13.9	11.0 10.0	10.5	10.0
					Middle	4	25.6 25.6	25.6	8.1 8.1	8.1	30.1 30.1	30.1	71.3 71.2	71.3	4.9 4.9	4.9		11.9 11.2	11.6		13.0 13.0	13.0	
					Bottom	7	25.6 25.6	25.6	8.1 8.1	8.1	30.2 30.1	30.2	70.8 71.2	71.0	4.9 4.9	4.9	4.9	18.3 18.1	18.2		6.4 6.3	6.4	

Remarks: * DA: Depth-Averaged
** Calm: Small or no wave; Moderate: Between calm and rough; Rough : White capped or rougher

Water Quality Monitoring Results at CS(Mf)5 - Mid-Ebb Tide

Date	Weather Condition	Sea Condition**	Sampling Time	Water Depth (m)	Sampling Depth (m)		Water Temperature (°C)		pH		Salinity ppt		DO Saturation (%)		Dissolved Oxygen (mg/L)			Turbidity(NTU)			Suspended Solids (mg/L)		
							Value	Average	Value	Average	Value	Average	Value	Average	Value	Average	DA*	Value	Average	DA*	Value	Average	DA*
6-Oct-11	Fine	Moderate	07:49	11	Surface	1	26.7 26.7	26.7	7.8 7.8	7.8	33.1 33.1	33.1	96.0 95.5	95.8	6.4 6.4	6.4	6.2	9.8 9.7	9.8	12.7	9.6 9.4	9.5	15.0
					Middle	5.5	26.3 26.3	26.3	7.8 7.8	7.8	33.1 33.1	33.1	87.5 87.2	87.4	5.9 5.8	5.9		12.4 12.5	12.5		19.0 18.0	18.5	
					Bottom	10	26.3 26.3	26.3	7.8 7.8	7.8	33.1 33.1	33.1	87.4 87.2	87.3	5.9 5.9	5.9	5.9	15.8 16.0	15.9		17.0 17.0	17.0	
8-Oct-11	Sunny	Moderate	09:26	13.9	Surface	1	26.5 26.5	26.5	7.8 7.8	7.8	32.7 32.7	32.7	123.0 119.8	121.4	8.2 8.0	8.1	8.2	8.1 8.0	8.1	15.8	7.3 7.1	7.2	8.3
					Middle	7	26.5 26.5	26.5	7.8 7.8	7.8	32.8 32.8	32.8	123.4 122.9	123.2	8.3 8.2	8.3		19.7 22.3	21.0		9.8 10.0	9.9	
					Bottom	13	26.6 26.6	26.6	7.8 7.8	7.8	32.9 32.9	32.9	132.5 130.5	131.5	8.9 8.7	8.8	8.8	19.3 17.2	18.3		7.8 7.9	7.9	
10-Oct-11	Cloudy	Moderate	10:46	14	Surface	1	26.6 26.5	26.6	7.7 7.7	7.7	32.5 31.3	31.9	81.6 87.4	84.5	5.5 5.9	5.7	5.6	2.9 3.0	3.0	6.9	9.2 9.2	9.2	6.3
					Middle	7	26.6 26.6	26.6	7.7 7.7	7.7	32.8 31.1	32.0	78.5 85.1	81.8	5.2 5.7	5.5		6.9 6.7	6.8		4.8 4.8	4.8	
					Bottom	13	26.6 26.6	26.6	7.7 7.7	7.7	32.8 32.2	32.5	77.7 79.6	78.7	5.2 5.3	5.3	5.3	10.1 11.4	10.8		5.0 4.8	4.9	
12-Oct-11	Rainy	Moderate	12:27	13	Surface	1	26.6 26.6	26.6	7.8 7.8	7.8	31.8 32.2	32.0	90.0 87.3	88.7	6.0 5.8	5.9	5.8	11.0 10.9	11.0	13.9	7.9 7.8	7.9	9.6
					Middle	6.5	26.4 26.4	26.4	7.8 7.8	7.8	31.8 32.2	32.0	85.7 82.6	84.2	5.8 5.6	5.7		13.6 13.7	13.7		12.0 11.0	11.5	
					Bottom	12	26.4 26.4	26.4	7.8 7.8	7.8	32.2 32.2	32.2	83.4 82.5	83.0	5.6 5.6	5.6	5.6	17.0 17.2	17.1		9.5 9.5	9.5	
14-Oct-11	Cloudy	Moderate	14:47	12.2	Surface	1	26.5 26.5	26.5	7.8 7.8	7.8	30.6 30.6	30.6	81.6 81.7	81.7	5.5 5.5	5.5	5.4	8.7 8.0	8.4	15.9	8.1 8.2	8.2	9.2
					Middle	6	26.5 26.5	26.5	7.8 7.8	7.8	31.4 31.4	31.4	78.5 78.5	78.5	5.3 5.3	5.3		9.9 10.3	10.1		8.5 8.4	8.5	
					Bottom	11	26.5 26.5	26.5	7.8 7.8	7.8	31.5 31.5	31.5	77.5 77.3	77.4	5.2 5.2	5.2	5.2	28.2 30.2	29.2		11.0 11.0	11.0	
16-Oct-11	Sunny	Moderate	15:42	12.1	Surface	1	26.3 26.3	26.3	7.9 7.9	7.9	30.7 30.7	30.7	81.8 81.1	81.5	6.3 6.2	6.3	6.2	4.0 3.9	4.0	7.6	11.0 11.0	11.0	12.8
					Middle	6	26.3 26.3	26.3	7.9 7.9	7.9	31.1 31.1	31.1	78.6 78.6	78.6	6.0 6.0	6.0		4.8 4.8	4.8		13.0 13.0	13.0	
					Bottom	11	26.3 26.3	26.3	7.9 7.9	7.9	31.3 31.3	31.3	76.2 76.2	76.2	5.8 5.8	5.8	5.8	13.6 14.2	13.9		14.0 15.0	14.5	
18-Oct-11	Sunny	Moderate	16:28	11	Surface	1	26.8 26.8	26.8	8.1 8.1	8.1	33.1 33.1	33.1	95.5 93.2	94.4	6.4 6.2	6.3	6.3	8.0 8.4	8.2	15.0	3.8 3.8	3.8	4.8
					Middle	5.5	26.8 26.8	26.8	8.1 8.1	8.1	33.1 33.1	33.1	94.3 92.9	93.6	6.3 6.2	6.3		8.2 9.2	8.7		5.9 6.1	6.0	
					Bottom	10	26.8 26.8	26.8	8.1 8.1	8.1	33.1 33.1	33.1	93.2 92.2	92.7	6.2 6.1	6.2	6.2	29.6 26.3	28.0		4.7 4.6	4.7	
22-Oct-11	Sunny	Moderate	07:35	13.3	Surface	1	25.9 25.9	25.9	8.0 8.0	8.0	26.2 26.2	26.2	107.8 109.7	108.8	8.3 8.4	8.4	7.3	2.8 2.8	2.8	14.1	8.1 8.3	8.2	10.1
					Middle	6.5	26.0 26.0	26.0	7.8 7.8	7.8	27.6 27.6	27.6	81.7 81.7	81.7	6.2 6.2	6.2		3.6 3.6	3.6		13.0 12.0	12.5	
					Bottom	12	26.0 26.0	26.0	7.7 7.7	7.7	28.1 28.1	28.1	71.0 71.0	71.0	5.4 5.4	5.4	5.4	37.9 34.0	36.0		9.4 9.8	9.6	
25-Oct-11	Sunny	Moderate	10:20	12	Surface	1	26.4 26.4	26.4	7.9 7.9	7.9	24.9 24.9	24.9	75.1 75.1	75.1	5.7 5.7	5.7	5.8	2.5 2.5	2.5	3.7	5.0 4.9	5.0	5.6
					Middle	6	26.4 26.4	26.4	7.9 7.9	7.9	24.9 24.9	24.9	77.1 77.1	77.1	5.9 5.9	5.9		4.2 4.1	4.2		8.8 8.7	8.8	
					Bottom	11	26.3 26.3	26.3	7.9 7.9	7.9	25.1 25.1	25.1	75.7 75.9	75.8	5.8 5.8	5.8	5.8	4.5 4.5	4.5		3.2 3.2	3.2	

Remarks: * DA: Depth-Averaged
** Calm: Small or no wave; Moderate: Between calm and rough; Rough : White capped or rougher

Water Quality Monitoring Results at CS(Mf)5 - Mid-Ebb Tide

Date	Weather Condition	Sea Condition**	Sampling Time	Water Depth (m)	Sampling Depth (m)		Water Temperature (°C)		pH		Salinity ppt		DO Saturation (%)		Dissolved Oxygen (mg/L)			Turbidity(NTU)			Suspended Solids (mg/L)		
							Value	Average	Value	Average	Value	Average	Value	Average	Value	Average	DA*	Value	Average	DA*	Value	Average	DA*
27-Oct-11	Cloudy	Moderate	14:02	11	Surface	1	27.4 27.5	27.5	7.6 7.6	7.6	34.0 34.0	34.0	84.8 82.8	83.8	6.0 5.8	5.9	5.9	7.6 8.0	7.8	14.6	6.8 6.7	6.8	5.8
					Middle	5.5	27.5 27.5	27.5	7.6 7.6	7.6	34.0 34.0	34.0	83.8 82.6	83.2	5.9 5.8	5.9		7.8 8.8	8.3		6.2 6.2	6.2	
					Bottom	10	27.5 27.5	27.5	7.6 7.6	7.6	34.0 34.0	34.0	82.8 82.0	82.4	5.8 5.8	5.8	5.8	29.2 25.9	27.6		4.4 4.3	4.4	
29-Oct-11	Sunny	Moderate	15:48	13.2	Surface	1	25.9 25.9	25.9	8.0 8.0	8.0	23.3 23.3	23.3	81.8 81.1	81.5	6.3 6.2	6.3	6.3	1.8 1.8	1.8	6.5	12.0 12.0	12.0	11.9
					Middle	6.5	26.0 26.0	26.0	7.8 7.8	7.8	24.7 24.7	24.7	81.7 81.7	81.7	6.2 6.2	6.2		3.6 3.6	3.6		7.6 7.7	7.7	
					Bottom	12	26.0 26.0	26.0	7.7 7.7	7.7	25.2 25.2	25.2	71.0 71.0	71.0	5.4 5.4	5.4	5.4	13.9 14.0	14.0		16.0 16.0	16.0	
31-Oct-11	Sunny	Moderate	17:25	13.1	Surface	1	25.9 25.9	25.9	7.8 7.8	7.8	25.0 25.0	25.0	88.5 88.5	88.5	6.7 6.7	6.7	6.3	2.6 2.7	2.7	2.6	7.2 7.2	7.2	10.4
					Middle	6.5	25.8 25.8	25.8	7.8 7.8	7.8	25.4 25.4	25.4	78.1 78.3	78.2	5.9 5.9	5.9		2.6 2.6	2.6		11.0 11.0	11.0	
					Bottom	12	25.8 25.8	25.8	7.8 7.8	7.8	25.4 25.4	25.4	78.1 77.8	78.0	5.9 5.9	5.9	5.9	2.6 2.5	2.6		13.0 13.0	13.0	

Remarks: * DA: Depth-Averaged
** Calm: Small or no wave; Moderate: Between calm and rough; Rough : White capped or rougher

Water Quality Monitoring Results at CS(Mf)5 - Mid-Flood Tide

Date	Weather Condition	Sea Condition**	Sampling Time	Water Depth (m)	Sampling Depth (m)		Water Temperature (°C)		pH		Salinity ppt		DO Saturation (%)		Dissolved Oxygen (mg/L)			Turbidity(NTU)			Suspended Solids (mg/L)		
							Value	Average	Value	Average	Value	Average	Value	Average	Value	Average	DA*	Value	Average	DA*	Value	Average	DA*
6-Oct-11	Fine	Moderate	17:16	11	Surface	1	26.6 26.7	26.7	7.8 7.9	7.9	33.2 33.2	33.2	86.9 84.8	85.9	5.8 5.6	5.7	5.7	7.9 8.3	8.1	14.9	11.0 11.0	11.0	12.3
					Middle	5.5	26.7 26.7	26.7	7.8 7.9	7.9	33.2 33.2	33.2	85.8 84.5	85.2	5.7 5.6	5.7		8.1 9.1	8.6		12.0 12.0	12.0	
					Bottom	10	26.7 26.7	26.7	7.8 7.9	7.9	33.2 33.2	33.2	84.8 83.9	84.4	5.6 5.6	5.6	5.6	29.5 26.2	27.9		14.0 14.0	14.0	
8-Oct-11	Sunny	Moderate	17:23	14.1	Surface	1	26.8 26.5	26.7	7.8 7.8	7.8	32.8 32.8	32.8	117.6 121.9	119.8	7.8 8.2	8.0	8.1	6.8 7.7	7.3	7.9	7.5 7.6	7.6	15.2
					Middle	7	26.5 26.7	26.6	7.8 7.8	7.8	32.8 32.8	32.8	119.5 122.9	121.2	8.0 8.2	8.1		6.7 6.4	6.6		13.0 13.0	13.0	
					Bottom	13	26.7 26.5	26.6	7.8 7.8	7.8	32.8 32.8	32.8	123.5 118.6	121.1	8.2 7.9	8.1	8.1	9.9 9.5	9.7		25.0 25.0	25.0	
10-Oct-11	Cloudy	Moderate	18:43	14	Surface	1	26.6 26.7	26.7	7.8 7.8	7.8	33.2 33.0	33.1	76.0 84.5	80.3	5.1 5.6	5.4	5.3	3.6 3.8	3.7	7.6	3.6 3.6	3.6	3.8
					Middle	7	26.6 26.7	26.7	7.8 7.8	7.8	33.1 33.1	33.1	74.5 79.0	76.8	5.0 5.3	5.2		8.3 8.3	8.3		3.9 4.0	4.0	
					Bottom	13	26.6 26.7	26.7	7.8 7.8	7.8	33.2 33.1	33.2	73.5 77.4	75.5	4.9 5.2	5.1	5.1	11.2 10.6	10.9		4.0 3.9	4.0	
12-Oct-11	Rainy	Moderate	19:30	13	Surface	1	26.6 26.6	26.6	7.8 7.9	7.9	31.9 32.3	32.1	84.2 81.6	82.9	5.7 5.5	5.6	5.6	9.1 9.5	9.3	16.1	4.4 4.5	4.5	7.3
					Middle	6.5	26.6 26.6	26.6	7.9 7.9	7.9	31.9 32.4	32.2	83.7 81.0	82.4	5.6 5.4	5.5		9.3 10.3	9.8		4.5 4.3	4.4	
					Bottom	12	26.6 26.6	26.6	7.9 7.9	7.9	32.3 32.4	32.4	81.6 80.6	81.1	5.5 5.4	5.5	5.5	30.7 27.4	29.1		13.0 13.0	13.0	
14-Oct-11	Cloudy	Moderate	07:18	13.1	Surface	1	26.5 26.5	26.5	7.8 7.8	7.8	30.4 30.4	30.4	84.0 84.0	84.0	5.7 5.7	5.7	5.6	5.5 5.6	5.6	18.0	8.8 9.1	9.0	10.7
					Middle	6.5	26.5 26.5	26.5	7.8 7.8	7.8	31.3 31.3	31.3	79.4 79.1	79.3	5.4 5.3	5.4		16.2 16.9	16.6		9.1 9.0	9.1	
					Bottom	12	26.5 26.5	26.5	7.8 7.8	7.8	31.3 31.3	31.3	78.0 77.8	77.9	5.3 5.3	5.3	5.3	31.4 32.1	31.8		14.0 14.0	14.0	
16-Oct-11	Sunny	Moderate	09:02	13.2	Surface	1	26.3 26.3	26.3	7.9 7.9	7.9	30.7 30.7	30.7	82.7 82.1	82.4	6.3 6.3	6.3	6.2	3.9 3.8	3.9	8.9	12.0 12.0	12.0	16.7
					Middle	6.5	26.3 26.3	26.3	7.9 7.9	7.9	31.2 31.2	31.2	79.0 78.6	78.8	6.0 6.0	6.0		5.2 5.3	5.3		16.0 16.0	16.0	
					Bottom	12	26.3 26.3	26.3	7.9 7.9	7.9	31.3 31.3	31.3	76.7 76.7	76.7	5.8 5.8	5.8	5.8	17.3 17.5	17.4		22.0 22.0	22.0	
18-Oct-11	Sunny	Moderate	10:27	11	Surface	1	26.5 26.5	26.5	8.0 8.0	8.0	33.0 33.0	33.0	105.6 105.0	105.3	7.0 7.0	7.0	6.7	10.0 9.9	10.0	12.9	7.1 7.2	7.2	10.1
					Middle	5.5	26.1 26.1	26.1	8.0 8.0	8.0	33.0 33.0	33.0	96.2 95.9	96.1	6.4 6.4	6.4		12.6 12.7	12.7		11.0 11.0	11.0	
					Bottom	10	26.0 26.0	26.0	8.0 8.0	8.0	33.0 33.0	33.0	96.1 95.9	96.0	6.4 6.4	6.4	6.4	16.0 16.2	16.1		12.0 12.0	12.0	
22-Oct-11	Sunny	Moderate	17:04	13.2	Surface	1	25.9 25.9	25.9	7.9 7.9	7.9	26.3 26.3	26.3	85.6 85.6	85.6	7.4 7.4	7.4	6.9	3.1 3.1	3.1	5.5	7.9 8.0	8.0	7.8
					Middle	6.5	26.0 26.0	26.0	7.8 7.8	7.8	27.6 27.6	27.6	74.2 72.0	73.1	6.3 6.2	6.3		3.6 3.5	3.6		11.0 10.0	10.5	
					Bottom	12	26.0 26.0	26.0	7.7 7.7	7.7	28.2 28.2	28.2	63.2 63.2	63.2	5.4 5.4	5.4	5.4	9.8 9.9	9.9		4.9 4.9	4.9	
25-Oct-11	Sunny	Moderate	18:38	12.2	Surface	1	26.5 26.5	26.5	7.9 7.9	7.9	25.0 25.0	25.0	76.3 76.6	76.5	5.8 5.8	5.8	5.9	2.8 2.8	2.8	4.0	3.1 3.2	3.2	3.9
					Middle	6	26.5 26.5	26.5	7.9 7.9	7.9	25.0 25.0	25.0	78.3 78.3	78.3	6.0 6.0	6.0		4.5 4.4	4.5		4.5 4.5	4.5	
					Bottom	11	26.4 26.4	26.4	7.9 7.9	7.9	25.1 25.1	25.1	77.1 77.1	77.1	5.9 5.9	5.9	5.9	4.8 4.8	4.8		4.1 4.2	4.2	

Remarks: * DA: Depth-Averaged
** Calm: Small or no wave; Moderate: Between calm and rough; Rough : White capped or rougher

Water Quality Monitoring Results at CS(Mf)5 - Mid-Flood Tide

Date	Weather Condition	Sea Condition**	Sampling Time	Water Depth (m)	Sampling Depth (m)		Water Temperature (°C)		pH		Salinity ppt		DO Saturation (%)		Dissolved Oxygen (mg/L)			Turbidity(NTU)			Suspended Solids (mg/L)		
							Value	Average	Value	Average	Value	Average	Value	Average	Value	Average	DA*	Value	Average	DA*	Value	Average	DA*
27-Oct-11	Cloudy	Moderate	06:23	11	Surface	1	27.5 27.5	27.5	7.6 7.6	7.6	33.9 33.9	33.9	93.4 93.0	93.2	6.6 6.5	6.6	6.3	9.5 9.4	9.5	12.4	5.8 5.7	5.8	5.7
					Middle	5.5	27.1 27.1	27.1	7.6 7.6	7.6	33.9 33.9	33.9	86.0 85.7	85.9	6.0 6.0	6.0		12.1 12.2	12.2		5.2 5.0	5.1	
					Bottom	10	27.1 27.1	27.1	7.6 7.6	7.6	33.9 33.9	33.9	86.0 85.8	85.9	6.0 6.0	6.0	6.0	15.5 15.7	15.6		6.2 6.0	6.1	
29-Oct-11	Sunny	Moderate	08:06	12	Surface	1	26.4 26.4	26.4	7.9 7.9	7.9	24.9 24.9	24.9	83.2 83.3	83.3	6.3 6.3	6.3	5.9	2.5 2.3	2.4	2.0	7.3 7.2	7.3	9.0
					Middle	6	26.4 26.4	26.4	7.9 7.9	7.9	24.9 24.9	24.9	72.1 72.2	72.2	5.5 5.5	5.5		1.7 1.5	1.6		6.9 6.8	6.9	
					Bottom	11	26.3 26.3	26.3	7.9 7.9	7.9	25.1 25.0	25.1	70.5 70.9	70.7	5.4 5.4	5.4	5.4	2.1 1.9	2.0		13.0 13.0	13.0	
31-Oct-11	Sunny	Moderate	10:01	13	Surface	1	26.5 26.5	26.5	7.7 7.7	7.7	25.7 25.7	25.7	82.6 82.1	82.4	6.3 6.3	6.3	6.2	3.9 3.8	3.9	8.9	22.0 23.0	22.5	35.0
					Middle	6.5	26.5 26.5	26.5	7.7 7.7	7.7	26.2 26.2	26.2	79.0 78.6	78.8	6.0 6.0	6.0		5.2 5.3	5.3		37.0 37.0	37.0	
					Bottom	12	26.5 26.5	26.5	7.7 7.7	7.7	26.3 26.3	26.3	76.7 76.7	76.7	5.8 5.8	5.8	5.8	17.3 17.5	17.4		45.0 46.0	45.5	

Remarks: * DA: Depth-Averaged
** Calm: Small or no wave; Moderate: Between calm and rough; Rough : White capped or rougher

Water Quality Monitoring Results at CS4 - Mid-Ebb Tide

Date	Weather Condition	Sea Condition**	Sampling Time	Water Depth (m)	Sampling Depth (m)		Water Temperature (°C)		pH		Salinity ppt		DO Saturation (%)		Dissolved Oxygen (mg/L)			Turbidity(NTU)			Suspended Solids (mg/L)		
							Value	Average	Value	Average	Value	Average	Value	Average	Value	Average	DA*	Value	Average	DA*	Value	Average	DA*
6-Oct-11	Fine	Moderate	10:18	20	Surface	1	26.4 26.4	26.4	7.8 7.8	7.8	26.5 26.5	26.5	86.4 86.1	86.3	6.5 6.5	6.5	6.4	6.6 6.5	6.6	9.1	12.0 12.0	12.0	13.3
					Middle	10	26.1 26.1	26.1	7.8 7.8	7.8	26.5 26.5	26.5	83.1 83.0	83.1	6.3 6.3	6.3		8.1 7.8	8.0		16.0 16.0	16.0	
					Bottom	19	26.1 26.1	26.1	7.8 7.8	7.8	26.5 26.5	26.5	81.3 81.2	81.3	6.2 6.2	6.2	6.2	12.6 12.5	12.6		12.0 12.0	12.0	
8-Oct-11	Sunny	Moderate	11:53	17	Surface	1	26.4 26.4	26.4	8.0 8.0	8.0	32.0 32.0	32.0	88.6 88.3	88.5	6.7 6.7	6.7	6.7	3.2 3.3	3.3	8.6	5.9 5.8	5.9	7.6
					Middle	8.5	26.2 26.2	26.2	8.0 8.0	8.0	32.6 32.6	32.6	87.0 86.9	87.0	6.6 6.6	6.6		4.5 4.3	4.4		8.3 8.2	8.3	
					Bottom	16	26.1 26.1	26.1	8.0 8.0	8.0	32.6 32.6	32.6	86.5 86.5	86.5	6.6 6.6	6.6	6.6	18.3 18.1	18.2		8.7 8.8	8.8	
10-Oct-11	Cloudy	Moderate	13:25	20	Surface	1	26.8 26.9	26.9	8.0 8.0	8.0	30.9 30.7	30.8	108.4 102.2	105.3	7.3 6.9	7.1	6.9	4.8 4.5	4.7	17.1	9.4 9.5	9.5	7.3
					Middle	10	26.6 26.6	26.6	8.0 8.0	8.0	32.4 32.2	32.3	99.2 97.2	98.2	6.7 6.5	6.6		8.0 8.1	8.1		7.4 7.2	7.3	
					Bottom	19	26.6 26.6	26.6	8.0 8.0	8.0	32.4 32.1	32.3	98.1 97.2	97.7	6.6 6.5	6.6	6.6	37.6 39.4	38.5		5.1 5.2	5.2	
12-Oct-11	Rainy	Moderate	14:03	21.8	Surface	1	26.7 26.7	26.7	8.0 8.0	8.0	31.5 31.5	31.5	87.8 87.7	87.8	5.9 5.9	5.9	5.8	8.9 8.7	8.8	12.4	7.6 7.4	7.5	8.4
					Middle	11	26.6 26.6	26.6	8.0 8.0	8.0	32.3 32.3	32.3	85.0 85.0	85.0	5.7 5.7	5.7		7.0 6.9	7.0		10.0 9.9	10.0	
					Bottom	21	26.6 26.6	26.6	8.0 8.0	8.0	32.7 32.7	32.7	82.1 82.1	82.1	5.5 5.5	5.5	5.5	21.1 21.9	21.5		7.5 7.7	7.6	
14-Oct-11	Cloudy	Moderate	12:21	18	Surface	1	26.8 26.8	26.8	7.9 7.9	7.9	25.1 25.2	25.2	81.0 78.0	79.5	5.6 5.4	5.5	5.5	4.5 4.5	4.5	11.0	5.2 5.0	5.1	8.4
					Middle	9	26.5 26.5	26.5	7.9 7.9	7.9	30.0 29.5	29.8	78.5 78.9	78.7	5.3 5.4	5.4		9.2 10.8	10.0		7.8 7.6	7.7	
					Bottom	17	26.5 26.5	26.5	7.9 8.0	8.0	30.7 30.4	30.6	115.3 113.4	114.4	7.8 7.7	7.8	7.8	18.1 18.9	18.5		12.0 13.0	12.5	
16-Oct-11	Sunny	Moderate	13:31	18.1	Surface	1	26.4 26.4	26.4	7.9 7.9	7.9	28.0 28.0	28.0	89.3 81.7	85.5	6.2 5.7	6.0	5.7	3.4 3.8	3.6	10.7	5.8 5.6	5.7	6.1
					Middle	9	26.3 26.3	26.3	8.0 8.0	8.0	32.1 32.2	32.2	80.3 77.6	79.0	5.5 5.3	5.4		4.3 4.2	4.3		5.9 6.1	6.0	
					Bottom	17	26.3 26.3	26.3	8.0 8.0	8.0	32.1 30.5	31.3	79.7 75.9	77.8	5.4 5.2	5.3	5.3	24.2 24.3	24.3		6.5 6.5	6.5	
18-Oct-11	Sunny	Moderate	14:43	17.2	Surface	1	26.5 26.5	26.5	7.3 7.3	7.3	30.2 30.2	30.2	97.3 97.6	97.5	7.3 7.4	7.4	6.9	4.3 4.4	4.4	5.3	9.5 9.9	9.7	9.0
					Middle	8.5	26.5 26.5	26.5	7.1 7.1	7.1	31.4 31.3	31.4	84.6 84.6	84.6	6.3 6.3	6.3		5.1 5.1	5.1		10.0 10.0	10.0	
					Bottom	16	26.4 26.4	26.4	7.1 7.1	7.1	31.8 31.8	31.8	80.7 78.8	79.8	6.0 5.9	6.0	6.0	6.5 6.5	6.5		7.2 7.3	7.3	
22-Oct-11	Sunny	Moderate	09:37	20.2	Surface	1	26.8 26.8	26.8	8.1 8.1	8.1	27.8 27.9	27.9	133.7 121.6	127.7	9.1 8.3	8.7	8.2	3.1 3.5	3.3	7.1	9.0 9.2	9.1	8.1
					Middle	10	26.3 26.3	26.3	8.1 8.0	8.1	31.3 31.3	31.3	115.5 111.4	113.5	7.8 7.6	7.7		3.8 4.1	4.0		5.9 6.1	6.0	
					Bottom	19	26.3 26.3	26.3	8.1 8.1	8.1	31.4 31.3	31.4	112.5 104.1	108.3	7.6 7.1	7.4	7.4	13.9 14.1	14.0		8.9 9.3	9.1	
25-Oct-11	Sunny	Moderate	13:00	21	Surface	1	26.6 26.7	26.7	8.3 8.3	8.3	27.2 27.1	27.2	97.5 91.9	94.7	6.6 6.2	6.4	6.2	5.2 4.9	5.1	17.5	9.4 9.6	9.5	10.8
					Middle	10.5	26.4 26.4	26.4	8.3 8.3	8.3	28.5 28.3	28.4	89.2 87.4	88.3	6.0 5.9	6.0		8.4 8.5	8.5		8.8 8.8	8.8	
					Bottom	20	26.4 26.4	26.4	8.3 8.3	8.3	28.5 28.2	28.4	88.2 87.4	87.8	5.9 5.9	5.9	5.9	38.0 39.8	38.9		14.0 14.0	14.0	

Remarks: * DA: Depth-Averaged
** Calm: Small or no wave; Moderate: Between calm and rough; Rough : White capped or rougher

Water Quality Monitoring Results at CS4 - Mid-Ebb Tide

Date	Weather Condition	Sea Condition**	Sampling Time	Water Depth (m)	Sampling Depth (m)		Water Temperature (°C)		pH		Salinity ppt		DO Saturation (%)		Dissolved Oxygen (mg/L)			Turbidity(NTU)			Suspended Solids (mg/L)		
							Value	Average	Value	Average	Value	Average	Value	Average	Value	Average	DA*	Value	Average	DA*	Value	Average	DA*
27-Oct-11	Cloudy	Moderate	11:34	21.9	Surface	1	26.1 26.1	26.1	8.0 8.1	8.1	30.9 30.9	30.9	101.2 99.2	100.2	6.9 6.8	6.9	6.9	5.5 5.8	5.7	10.1	11.0 12.0	11.5	18.8
					Middle	11	26.0 26.0	26.0	8.0 8.1	8.1	31.1 31.3	31.2	99.6 98.1	98.9	6.8 6.7	6.8		7.2 6.6	6.9		10.0 10.0	10.0	
					Bottom	21	26.1 26.0	26.1	8.0 8.1	8.1	31.3 31.3	31.3	97.6 96.1	96.9	6.6 6.5	6.6	6.6	18.9 16.2	17.6		35.0 35.0	35.0	
29-Oct-11	Sunny	Moderate	13:06	21.9	Surface	1	26.7 26.7	26.7	8.1 8.1	8.1	30.4 30.0	30.2	94.8 93.8	94.3	6.4 6.3	6.4	6.1	8.0 8.1	8.1	9.6	16.0 16.0	16.0	12.6
					Middle	11	26.0 26.0	26.0	8.1 8.1	8.1	29.8 29.8	29.8	83.8 83.7	83.8	5.7 5.7	5.7		7.8 7.5	7.7		5.8 6.0	5.9	
					Bottom	21	26.0 26.0	26.0	8.1 8.1	8.1	29.8 29.8	29.8	81.6 81.5	81.6	5.6 5.6	5.6	5.6	13.5 12.2	12.9		16.0 16.0	16.0	
31-Oct-11	Sunny	Moderate	14:38	20.2	Surface	1	26.0 26.0	26.0	8.1 8.1	8.1	29.6 29.6	29.6	95.6 94.9	95.3	6.5 6.5	6.5	5.7	7.6 7.3	7.5	8.3	14.0 13.0	13.5	11.9
					Middle	10	25.7 25.7	25.7	8.1 8.1	8.1	30.3 30.3	30.3	70.2 70.1	70.2	4.8 4.8	4.8		8.3 8.5	8.4		14.0 15.0	14.5	
					Bottom	19	25.7 25.7	25.7	8.1 8.1	8.1	30.4 30.5	30.5	67.6 67.7	67.7	4.6 4.6	4.6	4.6	8.9 8.8	8.9		7.9 7.6	7.8	

Remarks: * DA: Depth-Averaged
** Calm: Small or no wave; Moderate: Between calm and rough; Rough : White capped or rougher

Water Quality Monitoring Results at CS4 - Mid-Flood Tide

Date	Weather Condition	Sea Condition**	Sampling Time	Water Depth (m)	Sampling Depth (m)		Water Temperature (°C)		pH		Salinity ppt		DO Saturation (%)		Dissolved Oxygen (mg/L)			Turbidity(NTU)			Suspended Solids (mg/L)		
							Value	Average	Value	Average	Value	Average	Value	Average	Value	Average	DA*	Value	Average	DA*	Value	Average	DA*
6-Oct-11	Fine	Moderate	14:50	20	Surface	1	26.2 26.2	26.2	7.7 7.7	7.7	26.3 26.3	26.3	83.2 82.7	83.0	6.3 6.3	6.3	6.3	5.1 5.1	5.1	7.6	8.1 8.1	8.1	9.0
					Middle	10	26.1 26.1	26.1	7.7 7.7	7.7	26.4 26.4	26.4	81.3 81.1	81.2	6.2 6.2	6.2		5.2 5.3	5.3		7.7 7.8	7.8	
					Bottom	19	26.0 26.0	26.0	7.7 7.7	7.7	26.5 26.5	26.5	81.5 81.2	81.4	6.2 6.2	6.2		12.0 12.9	12.5		11.0 11.0	11.0	
8-Oct-11	Sunny	Moderate	15:50	21	Surface	1	26.8 26.8	26.8	8.0 8.0	8.0	32.4 32.4	32.4	88.5 88.3	88.4	6.6 6.6	6.6	6.4	4.3 4.5	4.4	8.6	7.0 6.8	6.9	7.0
					Middle	10.5	26.3 26.3	26.3	8.0 8.0	8.0	32.6 32.6	32.6	82.5 82.3	82.4	6.2 6.2	6.2		5.3 5.5	5.4		5.3 5.3	5.3	
					Bottom	20	26.3 26.3	26.3	8.0 8.0	8.0	32.7 32.7	32.7	82.9 82.9	82.9	6.3 6.3	6.3	6.3	15.3 16.9	16.1		8.7 8.8	8.8	
10-Oct-11	Cloudy	Moderate	16:33	19	Surface	1	26.8 26.8	26.8	7.9 7.9	7.9	30.4 30.7	30.6	99.6 95.9	97.8	6.7 6.5	6.6	6.4	2.8 3.1	3.0	9.5	4.4 4.4	4.4	5.6
					Middle	9.5	26.6 26.6	26.6	7.9 8.0	8.0	32.4 32.3	32.4	92.0 91.6	91.8	6.2 6.2	6.2		6.1 7.6	6.9		5.2 5.3	5.3	
					Bottom	18	26.6 26.6	26.6	7.9 7.9	7.9	32.7 32.7	32.7	90.2 90.0	90.1	6.0 6.0	6.0	6.0	19.6 17.4	18.5		7.1 7.1	7.1	
12-Oct-11	Rainy	Moderate	17:15	17	Surface	1	26.9 26.9	26.9	7.9 7.9	7.9	30.9 31.0	31.0	92.8 92.2	92.5	6.2 6.2	6.2	6.0	4.3 4.5	4.4	24.3	12.0 12.0	12.0	9.1
					Middle	8.5	26.6 26.6	26.6	7.9 7.9	7.9	32.6 32.6	32.6	86.2 86.1	86.2	5.8 5.8	5.8		26.9 25.8	26.4		8.3 8.2	8.3	
					Bottom	16	26.6 26.6	26.6	7.9 7.9	7.9	32.6 32.6	32.6	85.2 85.1	85.2	5.7 5.7	5.7	5.7	42.1 42.0	42.1		7.0 6.9	7.0	
14-Oct-11	Cloudy	Moderate	09:25	20	Surface	1	26.5 26.6	26.6	8.0 8.0	8.0	30.0 29.8	29.9	83.4 81.4	82.4	5.7 5.5	5.6	5.5	8.8 7.5	8.2	14.7	9.6 9.5	9.6	8.8
					Middle	10	26.5 26.5	26.5	8.0 8.0	8.0	30.9 30.8	30.9	79.7 79.4	79.6	5.4 5.4	5.4		7.2 7.8	7.5		9.0 8.7	8.9	
					Bottom	19	26.5 26.5	26.5	8.0 8.0	8.0	31.8 30.1	31.0	76.1 76.6	76.4	5.1 5.2	5.2	5.2	29.2 27.5	28.4		8.0 7.9	8.0	
16-Oct-11	Sunny	Moderate	11:05	22	Surface	1	26.2 26.2	26.2	8.0 8.0	8.0	31.7 30.5	31.1	86.7 83.5	85.1	5.9 5.7	5.8	5.5	4.2 4.0	4.1	20.5	13.0 13.0	13.0	9.6
					Middle	11	26.4 26.4	26.4	8.0 8.0	8.0	33.7 33.7	33.7	77.8 75.8	76.8	5.3 5.1	5.2		13.2 13.5	13.4		8.6 8.3	8.5	
					Bottom	21	26.4 26.4	26.4	8.0 8.0	8.0	33.7 32.4	33.1	76.1 75.2	75.7	5.1 5.1	5.1	5.1	42.5 45.7	44.1		7.3 7.2	7.3	
18-Oct-11	Sunny	Moderate	11:24	19.3	Surface	1	26.5 26.6	26.6	7.9 7.9	7.9	30.6 30.6	30.6	87.1 87.1	87.1	6.6 6.6	6.6	6.3	4.2 4.4	4.3	11.5	9.1 9.2	9.2	9.2
					Middle	9.5	26.3 26.3	26.3	7.8 7.8	7.8	31.2 31.3	31.3	78.8 77.5	78.2	5.9 5.8	5.9		13.0 13.3	13.2		9.6 9.7	9.7	
					Bottom	18	26.3 26.3	26.3	7.8 7.8	7.8	31.6 31.6	31.6	73.3 73.3	73.3	5.5 5.5	5.5	5.5	16.5 17.6	17.1		8.6 8.7	8.7	
22-Oct-11	Sunny	Moderate	14:22	20.2	Surface	1	27.0 27.0	27.0	8.1 8.2	8.2	29.1 28.8	29.0	107.1 104.7	105.9	7.3 7.1	7.2	6.2	4.0 3.7	3.9	9.3	13.0 13.0	13.0	10.2
					Middle	10	26.3 26.3	26.3	8.0 8.0	8.0	31.6 31.6	31.6	78.4 75.9	77.2	5.3 5.1	5.2		6.0 6.1	6.1		7.5 7.4	7.5	
					Bottom	19	26.3 26.3	26.3	8.0 8.0	8.0	31.9 31.8	31.9	81.5 79.2	80.4	5.5 5.4	5.5	5.5	18.4 17.6	18.0		10.0 10.0	10.0	
25-Oct-11	Sunny	Moderate	16:03	18.2	Surface	1	26.6 26.6	26.6	8.2 8.2	8.2	26.7 27.0	26.9	89.6 86.3	88.0	6.0 5.8	5.9	5.8	3.2 3.5	3.4	9.9	8.7 8.5	8.6	7.5
					Middle	9	26.4 26.4	26.4	8.2 8.3	8.3	28.5 28.4	28.5	82.0 82.4	82.2	5.6 5.5	5.6		6.5 8.0	7.3		7.4 7.4	7.4	
					Bottom	17	26.4 26.4	26.4	8.2 8.2	8.2	28.8 28.8	28.8	81.1 81.0	81.1	5.4 5.4	5.4	5.4	20.0 17.8	18.9		6.4 6.7	6.6	

Remarks: * DA: Depth-Averaged
** Calm: Small or no wave; Moderate: Between calm and rough; Rough : White capped or rougher

Water Quality Monitoring Results at CS4 - Mid-Flood Tide

Date	Weather Condition	Sea Condition**	Sampling Time	Water Depth (m)	Sampling Depth (m)		Water Temperature (°C)		pH		Salinity ppt		DO Saturation (%)		Dissolved Oxygen (mg/L)			Turbidity(NTU)			Suspended Solids (mg/L)		
							Value	Average	Value	Average	Value	Average	Value	Average	Value	Average	DA*	Value	Average	DA*	Value	Average	DA*
27-Oct-11	Cloudy	Moderate	07:55	20.2	Surface	1	26.0 26.0	26.0	8.0 8.1	8.1	30.7 30.7	30.7	100.7 100.6	100.7	6.9 6.9	6.9	6.9	4.1 4.1	4.1	9.2	7.6 7.6	7.6	12.6
					Middle	10	26.1 26.0	26.1	8.1 8.1	8.1	30.9 30.8	30.9	100.3 99.7	100.0	6.8 6.8	6.8		6.2 6.6	6.4		7.1 7.3	7.2	
					Bottom	19	26.0 26.0	26.0	8.1 8.1	8.1	31.0 31.0	31.0	99.9 99.5	99.7	6.8 6.8	6.8	6.8	15.6 18.8	17.2		23.0 23.0	23.0	
29-Oct-11	Sunny	Moderate	10:50	20	Surface	1	25.7 25.8	25.8	8.1 8.1	8.1	29.5 29.5	29.5	98.8 81.3	90.1	6.8 5.6	6.2	5.9	13.6 11.1	12.4	17.8	14.0 15.0	14.5	12.0
					Middle	10	25.8 25.8	25.8	8.1 8.1	8.1	29.5 29.5	29.5	81.8 81.8	81.8	5.6 5.6	5.6		18.1 18.1	18.1		12.0 11.0	11.5	
					Bottom	19	25.5 25.5	25.5	8.1 8.1	8.1	29.8 29.8	29.8	81.5 81.6	81.6	5.6 5.6	5.6	5.6	22.2 23.5	22.9		10.0 10.0	10.0	
31-Oct-11	Sunny	Moderate	12:34	19.2	Surface	1	25.7 25.7	25.7	8.1 8.1	8.1	30.1 30.1	30.1	74.7 69.7	72.2	5.1 4.8	5.0	4.9	12.3 11.7	12.0	15.8	5.6 5.5	5.6	7.4
					Middle	9.5	25.7 25.8	25.8	8.1 8.1	8.1	30.1 30.2	30.2	69.2 70.0	69.6	4.8 4.8	4.8		14.8 14.1	14.5		7.4 7.4	7.4	
					Bottom	18	25.7 25.7	25.7	8.1 8.1	8.1	30.1 30.1	30.1	69.4 70.1	69.8	4.8 4.8	4.8	4.8	21.0 20.8	20.9		9.2 9.3	9.3	

Remarks: * DA: Depth-Averaged
** Calm: Small or no wave; Moderate: Between calm and rough; Rough : White capped or rougher

Water Quality Monitoring Results at CS6 - Mid-Ebb Tide

Date	Weather Condition	Sea Condition**	Sampling Time	Water Depth (m)	Sampling Depth (m)		Water Temperature (°C)		pH		Salinity ppt		DO Saturation (%)		Dissolved Oxygen (mg/L)			Turbidity(NTU)			Suspended Solids (mg/L)		
							Value	Average	Value	Average	Value	Average	Value	Average	Value	Average	DA*	Value	Average	DA*	Value	Average	DA*
6-Oct-11	Fine	Moderate	09:21	9.8	Surface	1	27.0 26.7	26.9	7.8 7.8	7.8	33.1 33.1	33.1	89.9 88.9	89.4	6.0 5.9	6.0	6.0	7.8 8.8	8.3	10.7	8.8 9.1	9.0	11.3
					Middle	5	26.5 26.5	26.5	7.8 7.8	7.8	33.1 33.1	33.1	87.9 87.4	87.7	5.9 5.8	5.9		9.9 9.8	9.9		13.0 12.0	12.5	
					Bottom	9	26.3 26.4	26.4	7.8 7.8	7.8	33.1 33.1	33.1	88.4 87.7	88.1	5.9 5.9	5.9	5.9	14.3 13.6	14.0		13.0 12.0	12.5	
8-Oct-11	Sunny	Moderate	10:11	12	Surface	1	26.4 26.5	26.5	7.8 7.8	7.8	32.6 32.7	32.7	133.0 128.2	130.6	8.9 8.6	8.8	8.6	6.4 6.3	6.4	9.1	9.0 9.0	9.0	15.7
					Middle	6	26.4 26.4	26.4	7.8 7.8	7.8	32.8 32.8	32.8	124.4 125.8	125.1	8.3 8.4	8.4		7.5 7.8	7.7		27.0 27.0	27.0	
					Bottom	11	26.3 26.3	26.3	7.8 7.9	7.9	32.8 32.8	32.8	123.7 124.9	124.3	8.3 8.4	8.4	8.4	13.2 13.1	13.2		11.0 11.0	11.0	
10-Oct-11	Cloudy	Moderate	11:31	11.9	Surface	1	26.6 26.6	26.6	7.8 7.7	7.8	33.0 33.1	33.1	72.7 68.0	70.4	4.9 4.5	4.7	4.7	4.3 3.9	4.1	9.2	5.4 5.3	5.4	10.0
					Middle	6	26.6 26.6	26.6	7.8 7.7	7.8	33.1 33.0	33.1	70.0 69.3	69.7	4.7 4.6	4.7		9.8 10.4	10.1		12.0 12.0	12.0	
					Bottom	11	26.6 26.6	26.6	7.8 7.8	7.8	33.0 33.0	33.0	69.8 69.8	69.8	4.7 4.7	4.7	4.7	13.1 13.5	13.3		12.0 13.0	12.5	
12-Oct-11	Rainy	Moderate	13:07	11	Surface	1	26.7 26.6	26.7	7.8 7.9	7.9	32.3 32.3	32.3	84.2 83.5	83.9	5.6 5.6	5.6	5.6	9.0 10.0	9.5	11.9	6.6 6.9	6.8	14.9
					Middle	5.5	26.5 26.5	26.5	7.9 7.9	7.9	32.3 32.3	32.3	83.1 82.6	82.9	5.6 5.5	5.6		11.1 11.0	11.1		14.0 14.0	14.0	
					Bottom	10	26.4 26.5	26.5	7.9 7.9	7.9	32.3 32.3	32.3	83.3 82.7	83.0	5.6 5.5	5.6	5.6	15.5 14.8	15.2		24.0 24.0	24.0	
14-Oct-11	Cloudy	Moderate	14:05	8	Surface	1	26.5 26.5	26.5	7.8 7.8	7.8	31.1 31.1	31.1	78.7 82.2	80.5	5.3 5.6	5.5	5.8	6.5 6.5	6.5	7.5	15.0 15.0	15.0	10.8
					Middle	4	26.5 26.5	26.5	7.8 7.8	7.8	31.5 31.5	31.5	90.8 90.8	90.8	6.1 6.1	6.1		6.5 6.5	6.5		5.4 5.4	5.4	
					Bottom	7	26.6 26.6	26.6	7.8 7.8	7.8	31.5 31.5	31.5	98.1 101.1	99.6	6.6 6.8	6.7	6.7	9.4 9.3	9.4		12.0 12.0	12.0	
16-Oct-11	Sunny	Moderate	14:50	8.9	Surface	1	26.2 26.2	26.2	7.9 7.9	7.9	30.4 30.5	30.5	84.2 82.9	83.6	6.4 6.3	6.4	6.2	4.4 4.6	4.5	7.2	13.0 13.0	13.0	13.3
					Middle	4.5	26.4 26.4	26.4	7.9 7.9	7.9	30.8 30.8	30.8	77.8 77.3	77.6	5.9 5.9	5.9		6.6 6.8	6.7		15.0 15.0	15.0	
					Bottom	8	26.3 26.3	26.3	7.9 7.9	7.9	30.9 30.9	30.9	75.9 75.8	75.9	5.8 5.8	5.8	5.8	10.4 10.5	10.5		12.0 12.0	12.0	
18-Oct-11	Sunny	Moderate	15:57	9.8	Surface	1	26.8 26.8	26.8	8.0 8.0	8.0	33.1 33.1	33.1	97.1 96.9	97.0	6.5 6.5	6.5	6.5	8.1 8.2	8.2	10.7	8.8 8.8	8.8	9.8
					Middle	5	26.8 26.8	26.8	8.1 8.1	8.1	33.1 33.1	33.1	95.4 95.3	95.4	6.4 6.3	6.4		10.8 11.1	11.0		12.0 12.0	12.0	
					Bottom	9	26.8 26.8	26.8	8.1 8.1	8.1	33.1 33.1	33.1	94.3 94.3	94.3	6.3 6.3	6.3	6.3	12.7 12.9	12.8		8.6 8.8	8.7	
22-Oct-11	Sunny	Moderate	08:22	8	Surface	1	26.4 26.4	26.4	7.9 7.9	7.9	28.2 28.2	28.2	83.9 83.9	83.9	6.3 6.3	6.3	6.0	2.9 2.9	2.9	4.5	5.0 5.0	5.0	6.4
					Middle	4	26.1 26.1	26.1	7.8 7.8	7.8	28.5 28.5	28.5	75.7 75.7	75.7	5.7 5.7	5.7		4.1 4.2	4.2		5.7 5.9	5.8	
					Bottom	7	26.1 26.1	26.1	7.8 7.8	7.8	28.7 28.7	28.7	71.6 71.6	71.6	5.4 5.4	5.4	5.4	6.4 6.2	6.3		8.3 8.2	8.3	
25-Oct-11	Sunny	Moderate	11:07	9	Surface	1	26.4 26.4	26.4	7.9 7.9	7.9	24.9 24.9	24.9	76.3 76.1	76.2	5.8 5.8	5.8	5.9	2.7 2.7	2.7	2.1	4.8 4.9	4.9	4.8
					Middle	4.5	26.4 26.4	26.4	7.9 7.9	7.9	24.9 24.9	24.9	77.4 77.4	77.4	5.9 5.9	5.9		1.7 1.7	1.7		3.1 3.1	3.1	
					Bottom	8	26.4 26.4	26.4	7.9 7.9	7.9	25.0 25.0	25.0	77.2 77.2	77.2	5.9 5.9	5.9	5.9	1.9 2.1	2.0		6.5 6.5	6.5	

Remarks: * DA: Depth-Averaged
** Calm: Small or no wave; Moderate: Between calm and rough; Rough : White capped or rougher

Water Quality Monitoring Results at CS6 - Mid-Ebb Tide

Date	Weather Condition	Sea Condition**	Sampling Time	Water Depth (m)	Sampling Depth (m)		Water Temperature (°C)		pH		Salinity ppt		DO Saturation (%)		Dissolved Oxygen (mg/L)			Turbidity(NTU)			Suspended Solids (mg/L)		
							Value	Average	Value	Average	Value	Average	Value	Average	Value	Average	DA*	Value	Average	DA*	Value	Average	DA*
27-Oct-11	Cloudy	Moderate	13:09	10.9	Surface	1	27.4 27.4	27.4	7.6 7.6	7.6	34.0 34.0	34.0	86.3 86.1	86.2	6.1 6.1	6.1	6.1	7.7 7.8	7.8	10.3	6.9 7.1	7.0	7.2
					Middle	5.5	27.4 27.4	27.4	7.6 7.6	7.6	34.0 34.0	34.0	84.8 84.7	84.8	6.0 6.0	6.0		10.4 10.7	10.6		5.8 6.1	6.0	
					Bottom	10	27.4 27.4	27.4	7.6 7.6	7.6	34.0 34.0	34.0	84.0 83.8	83.9	5.9 5.9	5.9	5.9	12.3 12.5	12.4		8.5 8.8	8.7	
29-Oct-11	Sunny	Moderate	14:48	8.1	Surface	1	26.4 26.4	26.4	7.9 7.9	7.9	25.3 25.3	25.3	83.9 83.9	83.9	6.3 6.3	6.3	6.0	3.0 3.0	3.0	4.6	9.2 9.4	9.3	11.3
					Middle	4	26.1 26.1	26.1	7.8 7.8	7.8	25.6 25.6	25.6	75.7 75.7	75.7	5.7 5.7	5.7		4.2 4.3	4.3		12.0 13.0	12.5	
					Bottom	7	26.1 26.1	26.1	7.8 7.8	7.8	25.8 25.8	25.8	71.6 71.6	71.6	5.4 5.4	5.4	5.4	6.5 6.3	6.4		12.0 12.0	12.0	
31-Oct-11	Sunny	Moderate	16:24	8.2	Surface	1	26.4 26.4	26.4	7.9 7.9	7.9	26.5 26.5	26.5	83.9 83.9	83.9	6.3 6.3	6.3	6.0	4.1 4.1	4.1	5.7	13.0 13.0	13.0	15.0
					Middle	4	26.1 26.1	26.1	7.8 7.8	7.8	26.8 26.8	26.8	75.7 75.7	75.7	5.7 5.7	5.7		5.3 5.4	5.4		13.0 13.0	13.0	
					Bottom	7	26.1 26.1	26.1	7.8 7.8	7.8	27.0 27.0	27.0	71.6 71.6	71.6	5.4 5.4	5.4	5.4	7.6 7.4	7.5		19.0 19.0	19.0	

Remarks: * DA: Depth-Averaged
** Calm: Small or no wave; Moderate: Between calm and rough; Rough : White capped or rougher

Water Quality Monitoring Results at CS6 - Mid-Flood Tide

Date	Weather Condition	Sea Condition**	Sampling Time	Water Depth (m)	Sampling Depth (m)		Water Temperature (°C)		pH		Salinity ppt		DO Saturation (%)		Dissolved Oxygen (mg/L)			Turbidity(NTU)			Suspended Solids (mg/L)		
							Value	Average	Value	Average	Value	Average	Value	Average	Value	Average	DA*	Value	Average	DA*	Value	Average	DA*
6-Oct-11	Fine	Moderate	16:37	9.8	Surface	1	26.6 26.6	26.6	7.8 7.8	7.8	33.2 33.2	33.2	88.3 88.1	88.2	5.9 5.9	5.9	5.9	8.0 8.1	8.1	10.6	13.0 13.0	13.0	12.5
					Middle	5	26.6 26.6	26.6	7.8 7.8	7.8	33.2 33.2	33.2	86.8 86.7	86.8	5.8 5.8	5.8		10.7 11.0	10.9		12.0 13.0	12.5	
					Bottom	9	26.6 26.6	26.6	7.8 7.8	7.8	33.2 33.2	33.2	85.8 85.8	85.8	5.7 5.7	5.7	5.7	12.6 12.8	12.7		12.0 12.0	12.0	
8-Oct-11	Sunny	Moderate	16:54	10	Surface	1	26.5 26.4	26.5	7.8 7.8	7.8	32.8 32.8	32.8	115.2 115.6	115.4	7.7 7.7	7.7	7.8	6.1 6.4	6.3	7.4	3.7 3.7	3.7	5.4
					Middle	5	26.3 26.3	26.3	7.8 7.8	7.8	32.8 32.9	32.9	117.3 117.5	117.4	7.9 7.9	7.9		6.2 6.9	6.6		7.1 7.1	7.1	
					Bottom	9	26.5 26.7	26.6	7.8 7.8	7.8	32.9 32.7	32.8	110.6 122.3	116.5	7.4 8.2	7.8	7.8	9.2 9.2	9.2		5.3 5.3	5.3	
10-Oct-11	Cloudy	Moderate	18:14	9.9	Surface	1	26.6 26.8	26.7	7.8 7.8	7.8	34.0 33.0	33.5	71.9 81.2	76.6	4.8 5.4	5.1	5.0	4.2 4.7	4.5	5.7	11.0 11.0	11.0	12.2
					Middle	5	26.6 26.7	26.7	7.8 7.8	7.8	34.0 33.1	33.6	71.5 77.1	74.3	4.7 5.1	4.9		5.0 4.8	4.9		12.0 12.0	12.0	
					Bottom	9	26.8 26.7	26.8	7.8 7.8	7.8	33.0 33.1	33.1	84.0 76.4	80.2	5.6 5.1	5.4	5.4	7.5 8.0	7.8		13.0 14.0	13.5	
12-Oct-11	Rainy	Moderate	18:42	11	Surface	1	26.6 26.6	26.6	7.8 7.8	7.8	32.2 32.3	32.3	83.5 89.4	86.5	5.6 6.0	5.8	5.9	9.2 9.3	9.3	11.8	10.0 10.0	10.0	12.7
					Middle	5.5	26.6 26.6	26.6	7.8 7.8	7.8	32.2 32.4	32.3	84.5 92.4	88.5	5.7 6.2	6.0		11.9 12.2	12.1		13.0 13.0	13.0	
					Bottom	10	26.6 26.6	26.6	7.9 7.9	7.9	32.3 32.4	32.4	88.3 93.4	90.9	5.9 6.3	6.1	6.1	13.8 14.0	13.9		15.0 15.0	15.0	
14-Oct-11	Cloudy	Moderate	08:07	9.2	Surface	1	26.5 26.5	26.5	7.8 7.8	7.8	31.4 31.4	31.4	78.5 78.4	78.5	5.3 5.3	5.3	5.3	8.4 8.3	8.4	9.7	8.3 8.4	8.4	9.9
					Middle	4.5	26.6 26.6	26.6	7.8 7.8	7.8	31.4 31.4	31.4	78.2 78.2	78.2	5.3 5.3	5.3		8.7 8.9	8.8		12.0 12.0	12.0	
					Bottom	8	26.6 26.6	26.6	7.8 7.8	7.8	31.5 31.5	31.5	77.8 77.8	77.8	5.2 5.2	5.2	5.2	11.7 12.3	12.0		9.6 9.3	9.5	
16-Oct-11	Sunny	Moderate	09:52	9.9	Surface	1	26.2 26.2	26.2	7.9 7.9	7.9	30.4 30.4	30.4	81.7 81.3	81.5	6.3 6.2	6.3	6.2	4.4 4.4	4.4	8.7	11.0 11.0	11.0	11.0
					Middle	5	26.3 26.3	26.3	7.9 7.9	7.9	30.7 30.8	30.8	80.0 79.5	79.8	6.1 6.1	6.1		4.9 5.2	5.1		14.0 14.0	14.0	
					Bottom	9	26.3 26.3	26.3	7.9 7.9	7.9	31.0 31.0	31.0	73.7 74.2	74.0	5.6 5.7	5.7	5.7	17.2 15.9	16.6		7.8 7.9	7.9	
18-Oct-11	Sunny	Moderate	10:57	10	Surface	1	26.7 26.5	26.6	8.1 8.1	8.1	33.0 33.0	33.0	98.8 97.7	98.3	6.5 6.5	6.5	6.5	8.0 9.0	8.5	10.9	13.0 13.0	13.0	10.0
					Middle	5	26.3 26.3	26.3	8.1 8.1	8.1	33.0 33.0	33.0	96.6 96.1	96.4	6.4 6.4	6.4		10.1 10.0	10.1		7.4 7.7	7.6	
					Bottom	9	26.1 26.1	26.1	8.1 8.1	8.1	33.0 33.0	33.0	97.2 96.4	96.8	6.5 6.4	6.5	6.5	14.5 13.8	14.2		9.3 9.6	9.5	
22-Oct-11	Sunny	Moderate	16:03	10.1	Surface	1	26.8 26.8	26.8	7.9 7.9	7.9	28.1 28.1	28.1	75.4 75.4	75.4	6.3 6.3	6.3	6.1	2.5 2.4	2.5	4.4	10.0 10.0	10.0	11.2
					Middle	5	26.1 26.1	26.1	7.9 7.9	7.9	28.6 28.6	28.6	68.4 68.4	68.4	5.8 5.8	5.8		4.1 4.0	4.1		12.0 12.0	12.0	
					Bottom	9	26.1 26.1	26.1	7.8 7.8	7.8	28.8 28.8	28.8	62.5 62.2	62.4	5.3 5.3	5.3	5.3	6.6 6.6	6.6		12.0 11.0	11.5	
25-Oct-11	Sunny	Moderate	17:38	9.2	Surface	1	26.5 26.5	26.5	7.9 7.9	7.9	25.0 25.0	25.0	77.0 77.2	77.1	5.9 5.9	5.9	6.0	3.0 3.0	3.0	2.4	4.6 4.6	4.6	5.5
					Middle	4.5	26.5 26.5	26.5	7.9 7.9	7.9	25.0 25.0	25.0	78.6 78.6	78.6	6.0 6.0	6.0		2.0 2.0	2.0		5.0 5.1	5.1	
					Bottom	8	26.5 26.5	26.5	7.9 7.9	7.9	25.0 25.0	25.0	78.4 78.4	78.4	6.0 6.0	6.0	6.0	2.2 2.4	2.3		6.9 6.9	6.9	

Remarks: * DA: Depth-Averaged
** Calm: Small or no wave; Moderate: Between calm and rough; Rough : White capped or rougher

Water Quality Monitoring Results at CS6 - Mid-Flood Tide

Date	Weather Condition	Sea Condition**	Sampling Time	Water Depth (m)	Sampling Depth (m)		Water Temperature (°C)		pH		Salinity ppt		DO Saturation (%)		Dissolved Oxygen (mg/L)			Turbidity(NTU)			Suspended Solids (mg/L)		
							Value	Average	Value	Average	Value	Average	Value	Average	Value	Average	DA*	Value	Average	DA*	Value	Average	DA*
27-Oct-11	Cloudy	Moderate	07:19	10.9	Surface	1	27.8 27.5	27.7	7.6 7.6	7.6	33.9 33.9	33.9	87.3 86.7	87.0	6.1 6.1	6.1	6.1	7.5 8.5	8.0	10.4	5.1 5.1	5.1	16.5
					Middle	5.5	27.3 27.3	27.3	7.6 7.6	7.6	33.9 33.9	33.9	86.0 85.6	85.8	6.0 6.0	6.0		9.6 9.5	9.6		8.0 7.9	8.0	
					Bottom	10	27.1 27.2	27.2	7.6 7.6	7.6	33.9 33.9	33.9	86.7 86.0	86.4	6.1 6.0	6.1	6.1	14.0 13.3	13.7		37.0 36.0	36.5	
29-Oct-11	Sunny	Moderate	08:55	9	Surface	1	26.4 26.4	26.4	7.9 7.9	7.9	24.9 24.9	24.9	71.3 71.6	71.5	5.4 5.4	5.4	5.5	2.7 2.5	2.6	2.0	12.0 12.0	12.0	11.0
					Middle	4.5	26.4 26.4	26.4	7.9 7.9	7.9	24.9 24.9	24.9	72.9 73.2	73.1	5.5 5.6	5.6		1.7 1.5	1.6		12.0 13.0	12.5	
					Bottom	8	26.4 26.4	26.4	7.9 7.9	7.9	25.0 24.9	25.0	72.1 72.2	72.2	5.5 5.5	5.5	5.5	1.9 1.7	1.8		8.4 8.3	8.4	
31-Oct-11	Sunny	Moderate	10:50	7.9	Surface	1	26.6 26.6	26.6	7.7 7.7	7.7	26.5 26.5	26.5	83.9 83.9	83.9	6.3 6.3	6.3	6.0	1.7 1.7	1.7	3.3	18.0 18.0	18.0	22.0
					Middle	4	26.3 26.3	26.3	7.6 7.6	7.6	26.8 26.8	26.8	75.7 75.7	75.7	5.7 5.7	5.7		2.9 3.0	3.0		24.0 24.0	24.0	
					Bottom	7	26.3 26.3	26.3	7.6 7.6	7.6	27.0 27.0	27.0	71.6 71.6	71.6	5.4 5.4	5.4	5.4	5.2 5.0	5.1		24.0 24.0	24.0	

Remarks: * DA: Depth-Averaged
** Calm: Small or no wave; Moderate: Between calm and rough; Rough : White capped or rougher

Water Quality Monitoring Results at CSA - Mid-Ebb Tide

Date	Weather Condition	Sea Condition**	Sampling Time	Water Depth (m)	Sampling Depth (m)		Water Temperature (°C)		pH		Salinity ppt		DO Saturation (%)		Dissolved Oxygen (mg/L)			Turbidity(NTU)			Suspended Solids (mg/L)		
							Value	Average	Value	Average	Value	Average	Value	Average	Value	Average	DA*	Value	Average	DA*	Value	Average	DA*
6-Oct-11	Fine	Moderate	08:04	35.8	Surface	1	26.8 26.9	26.9	7.8 7.8	7.8	33.2 33.2	33.2	86.3 86.0	86.2	5.7 5.7	5.7	5.7	6.7 5.8	6.3	9.2	6.6 6.6	6.6	7.7
					Middle	18	26.7 26.7	26.7	7.8 7.8	7.8	33.2 33.2	33.2	84.6 83.9	84.3	5.6 5.6	5.6		8.6 7.7	8.2		6.5 6.4	6.5	
					Bottom	35	26.7 26.6	26.7	7.8 7.8	7.8	33.2 33.2	33.2	84.4 83.8	84.1	5.6 5.6	5.6	5.6	12.7 13.6	13.2		10.0 10.0	10.0	
8-Oct-11	Sunny	Moderate	09:46	36	Surface	1	26.6 26.6	26.6	7.8 7.8	7.8	32.7 32.7	32.7	121.5 121.3	121.4	8.1 8.1	8.1	8.4	4.5 4.7	4.6	6.8	6.1 6.2	6.2	6.3
					Middle	18	26.5 26.5	26.5	7.8 7.8	7.8	32.8 32.8	32.8	128.1 130.1	129.1	8.6 8.7	8.7		7.1 7.3	7.2		7.6 7.8	7.7	
					Bottom	35	26.6 26.3	26.5	7.8 7.8	7.8	32.8 32.8	32.8	130.4 129.2	129.8	8.7 8.7	8.7	8.7	8.6 8.4	8.5		5.1 5.1	5.1	
10-Oct-11	Cloudy	Moderate	11:06	35.9	Surface	1	26.6 26.7	26.7	7.7 7.8	7.8	32.3 32.2	32.3	79.2 91.4	85.3	5.3 6.1	5.7	5.6	3.3 2.9	3.1	8.3	5.6 5.6	5.6	9.3
					Middle	18	26.6 26.7	26.7	7.7 7.8	7.8	32.9 32.3	32.6	76.3 87.0	81.7	5.1 5.8	5.5		8.9 8.4	8.7		13.0 13.0	13.0	
					Bottom	35	26.6 26.6	26.6	7.7 7.8	7.8	32.9 33.0	33.0	75.3 73.4	74.4	5.0 4.9	5.0	5.0	12.5 13.9	13.2		9.4 9.4	9.4	
12-Oct-11	Rainy	Moderate	12:51	35	Surface	1	26.7 26.7	26.7	7.8 7.9	7.9	32.0 32.2	32.1	86.8 83.2	85.0	5.8 5.6	5.7	5.6	7.9 7.0	7.5	10.4	4.9 4.9	4.9	6.0
					Middle	17.5	26.6 26.6	26.6	7.8 7.9	7.9	32.0 32.6	32.3	85.5 79.7	82.6	5.7 5.3	5.5		9.8 8.9	9.4		7.1 7.1	7.1	
					Bottom	34	26.6 26.6	26.6	7.9 7.9	7.9	32.2 32.6	32.4	82.4 79.7	81.1	5.5 5.3	5.4	5.4	13.9 14.8	14.4		6.1 5.9	6.0	
14-Oct-11	Cloudy	Moderate	14:29	32	Surface	1	26.5 26.5	26.5	7.8 7.8	7.8	31.5 31.5	31.5	80.0 80.1	80.1	5.4 5.4	5.4	5.3	4.8 4.8	4.8	7.0	6.9 7.0	7.0	9.3
					Middle	16	26.5 26.5	26.5	7.8 7.8	7.8	32.0 32.0	32.0	77.7 77.7	77.7	5.2 5.2	5.2		7.9 7.9	7.9		8.8 9.2	9.0	
					Bottom	31	26.5 26.5	26.5	7.8 7.8	7.8	32.0 32.0	32.0	76.7 76.7	76.7	5.2 5.2	5.2	5.2	8.3 8.4	8.4		12.0 12.0	12.0	
16-Oct-11	Sunny	Moderate	15:12	32	Surface	1	26.3 26.3	26.3	7.9 7.9	7.9	31.5 31.5	31.5	76.8 76.8	76.8	5.8 5.8	5.8	5.8	5.8 5.9	5.9	7.0	8.6 8.7	8.7	13.2
					Middle	16	26.3 26.3	26.3	7.9 7.9	7.9	31.5 31.5	31.5	75.3 75.3	75.3	5.7 5.7	5.7		6.8 6.9	6.9		16.0 16.0	16.0	
					Bottom	31	26.3 26.3	26.3	7.9 7.9	7.9	31.5 31.5	31.5	74.8 74.8	74.8	5.7 5.7	5.7	5.7	7.8 8.4	8.1		15.0 15.0	15.0	
18-Oct-11	Sunny	Moderate	16:09	36	Surface	1	26.9 26.9	26.9	8.1 8.1	8.1	33.1 33.1	33.1	94.6 93.8	94.2	6.3 6.2	6.3	6.2	5.3 5.2	5.3	9.0	8.9 8.8	8.9	8.8
					Middle	18	26.9 26.9	26.9	8.1 8.1	8.1	33.1 33.1	33.1	92.2 92.2	92.2	6.1 6.1	6.1		8.8 8.4	8.6		7.9 7.7	7.8	
					Bottom	35	26.9 26.9	26.9	8.1 8.1	8.1	33.1 33.1	33.1	91.7 91.1	91.4	6.1 6.1	6.1	6.1	12.9 13.4	13.2		9.6 10.0	9.8	
22-Oct-11	Sunny	Moderate	07:56	33	Surface	1	26.1 26.1	26.1	7.9 7.9	7.9	27.5 27.5	27.5	83.8 83.8	83.8	6.4 6.4	6.4	6.0	3.6 4.0	3.8	7.6	10.0 10.0	10.0	9.9
					Middle	16.5	26.0 26.0	26.0	7.8 7.8	7.8	28.8 28.8	28.8	74.1 73.3	73.7	5.6 5.5	5.6		5.6 5.9	5.8		11.0 11.0	11.0	
					Bottom	32	26.0 26.0	26.0	7.8 7.8	7.8	29.1 29.1	29.1	69.1 68.7	68.9	5.2 5.2	5.2	5.2	13.1 13.2	13.2		8.6 8.5	8.6	
25-Oct-11	Sunny	Moderate	10:40	31	Surface	1	26.4 26.4	26.4	7.9 7.9	7.9	24.9 24.9	24.9	77.4 77.1	77.3	5.9 5.9	5.9	5.9	1.4 1.6	1.5	1.9	4.0 3.9	4.0	4.9
					Middle	15.5	26.3 26.3	26.3	7.9 7.9	7.9	25.2 25.2	25.2	76.1 76.1	76.1	5.8 5.8	5.8		2.0 2.2	2.1		7.5 7.6	7.6	
					Bottom	30	26.2 26.2	26.2	7.9 7.9	7.9	25.4 25.4	25.4	74.7 74.7	74.7	5.7 5.7	5.7	5.7	2.1 2.1	2.1		3.1 3.1	3.1	

Remarks: * DA: Depth-Averaged
** Calm: Small or no wave; Moderate: Between calm and rough; Rough : White capped or rougher

Water Quality Monitoring Results at CSA - Mid-Ebb Tide

Date	Weather Condition	Sea Condition**	Sampling Time	Water Depth (m)	Sampling Depth (m)		Water Temperature (°C)		pH		Salinity ppt		DO Saturation (%)		Dissolved Oxygen (mg/L)			Turbidity(NTU)			Suspended Solids (mg/L)		
							Value	Average	Value	Average	Value	Average	Value	Average	Value	Average	DA*	Value	Average	DA*	Value	Average	DA*
27-Oct-11	Cloudy	Moderate	13:29	36	Surface	1	27.5 27.5	27.5	7.6 7.6	7.6	34.0 34.1	34.1	84.0 83.3	83.7	5.9 5.9	5.9	5.9	4.9 4.8	4.9	9.1	8.5 8.8	8.7	9.8
					Middle	18	27.5 27.5	27.5	7.6 7.6	7.6	34.1 34.1	34.1	82.0 82.0	82.0	5.8 5.8	5.8		8.4 8.0	8.2		13.0 14.0	13.5	
					Bottom	35	27.5 27.5	27.5	7.6 7.6	7.6	34.1 34.1	34.1	81.6 81.0	81.3	5.7 5.7	5.7	5.7	14.0 14.5	14.3		7.4 7.3	7.4	
29-Oct-11	Sunny	Moderate	15:14	32	Surface	1	26.3 26.3	26.3	7.9 7.9	7.9	31.5 31.5	31.5	76.8 76.8	76.8	5.8 5.8	5.8	5.8	5.9 6.0	6.0	7.1	11.0 11.0	11.0	11.0
					Middle	16	26.3 26.3	26.3	7.9 7.9	7.9	31.5 31.5	31.5	75.3 75.3	75.3	5.7 5.7	5.7		6.9 7.0	7.0		11.0 11.0	11.0	
					Bottom	31	26.3 26.3	26.3	7.9 7.9	7.9	31.5 31.5	31.5	74.8 74.8	74.8	5.7 5.7	5.7	5.7	7.9 8.5	8.2		11.0 11.0	11.0	
31-Oct-11	Sunny	Moderate	16:50	33	Surface	1	26.1 26.1	26.1	7.9 7.9	7.9	25.8 25.8	25.8	83.8 83.8	83.8	6.4 6.4	6.4	6.0	4.8 5.2	5.0	8.8	11.0 11.0	11.0	16.8
					Middle	16.5	26.0 26.0	26.0	7.8 7.8	7.8	27.1 27.1	27.1	74.1 73.3	73.7	5.6 5.5	5.6		6.8 7.1	7.0		22.0 22.0	22.0	
					Bottom	32	26.0 26.0	26.0	7.7 7.7	7.7	27.4 27.4	27.4	69.1 68.7	68.9	5.2 5.2	5.2	5.2	14.3 14.4	14.4		18.0 17.0	17.5	

Remarks: * DA: Depth-Averaged
** Calm: Small or no wave; Moderate: Between calm and rough; Rough : White capped or rougher

Water Quality Monitoring Results at CSA - Mid-Flood Tide

Date	Weather Condition	Sea Condition**	Sampling Time	Water Depth (m)	Sampling Depth (m)		Water Temperature (°C)		pH		Salinity ppt		DO Saturation (%)		Dissolved Oxygen (mg/L)			Turbidity(NTU)			Suspended Solids (mg/L)		
							Value	Average	Value	Average	Value	Average	Value	Average	Value	Average	DA*	Value	Average	DA*	Value	Average	DA*
6-Oct-11	Fine	Moderate	16:54	36.1	Surface	1	26.7 26.7	26.7	7.8 7.9	7.9	33.2 33.3	33.3	86.0 85.3	85.7	5.7 5.7	5.7	5.7	5.2 5.1	5.2	8.8	8.7 8.7	8.7	7.7
					Middle	18	26.7 26.7	26.7	7.8 7.9	7.9	33.3 33.3	33.3	83.9 83.9	83.9	5.6 5.6	5.6		8.7 8.3	8.5		6.6 6.6	6.6	
					Bottom	35	26.7 26.7	26.7	7.8 7.9	7.9	33.3 33.3	33.3	83.4 82.9	83.2	5.6 5.5	5.6	5.6	12.7 12.8	12.8		7.9 7.8	7.9	
8-Oct-11	Sunny	Moderate	17:06	38	Surface	1	26.7 26.4	26.6	7.8 7.8	7.8	32.7 32.8	32.8	119.3 119.7	119.5	8.0 8.0	8.0	8.0	7.0 6.7	6.9	13.0	6.6 6.7	6.7	10.1
					Middle	19	26.3 26.4	26.4	7.8 7.8	7.8	32.9 32.9	32.9	119.4 118.3	118.9	8.0 7.9	8.0		14.1 14.3	14.2		7.8 7.7	7.8	
					Bottom	37	26.3 26.8	26.6	7.8 7.8	7.8	32.9 32.7	32.8	119.1 121.5	120.3	8.0 8.1	8.1	8.1	17.6 18.3	18.0		16.0 16.0	16.0	
10-Oct-11	Cloudy	Moderate	18:26	38	Surface	1	26.6 26.8	26.7	7.8 7.8	7.8	33.3 32.7	33.0	73.4 84.4	78.9	4.9 5.6	5.3	5.3	4.1 5.1	4.6	10.3	4.0 4.0	4.0	5.2
					Middle	19	26.6 26.8	26.7	7.8 7.8	7.8	33.4 32.7	33.1	73.0 82.6	77.8	4.9 5.5	5.2		9.7 9.1	9.4		6.7 6.9	6.8	
					Bottom	37	26.8 26.7	26.8	7.8 7.8	7.8	32.7 33.1	32.9	89.1 76.9	83.0	5.9 5.1	5.5	5.5	17.0 16.5	16.8		4.6 4.7	4.7	
12-Oct-11	Rainy	Moderate	19:07	36	Surface	1	26.6 26.6	26.6	7.9 7.9	7.9	32.4 32.6	32.5	83.0 81.5	82.3	5.6 5.4	5.5	5.5	6.4 6.3	6.4	10.0	9.8 9.6	9.7	12.2
					Middle	18	26.6 26.6	26.6	7.9 7.9	7.9	32.4 32.6	32.5	82.0 80.3	81.2	5.5 5.4	5.5		9.9 9.5	9.7		11.0 11.0	11.0	
					Bottom	35	26.6 26.6	26.6	7.9 7.9	7.9	32.6 32.6	32.6	80.5 79.8	80.2	5.4 5.3	5.4	5.4	13.9 14.0	14.0		16.0 16.0	16.0	
14-Oct-11	Cloudy	Moderate	07:42	32.1	Surface	1	26.5 26.5	26.5	7.8 7.8	7.8	30.8 30.8	30.8	87.3 86.5	86.9	5.9 5.9	5.9	5.7	4.2 4.8	4.5	7.1	13.0 14.0	13.5	11.0
					Middle	16.5	26.5 26.5	26.5	7.8 7.8	7.8	31.2 31.2	31.2	80.4 80.4	80.4	5.4 5.4	5.4		7.7 7.8	7.8		11.0 12.0	11.5	
					Bottom	32	26.5 26.5	26.5	7.8 7.8	7.8	32.0 32.0	32.0	75.6 75.6	75.6	5.1 5.1	5.1	5.1	8.7 9.3	9.0		7.9 7.8	7.9	
16-Oct-11	Sunny	Moderate	09:30	32.2	Surface	1	26.3 26.3	26.3	7.9 7.9	7.9	31.5 31.5	31.5	81.7 80.4	81.1	6.2 6.1	6.2	6.0	7.1 6.9	7.0	8.9	15.0 15.0	15.0	15.7
					Middle	16	26.3 26.3	26.3	7.9 7.9	7.9	31.5 31.5	31.5	75.5 75.5	75.5	5.7 5.7	5.7		9.0 9.0	9.0		20.0 20.0	20.0	
					Bottom	31	26.3 26.3	26.3	7.9 7.9	7.9	31.5 31.5	31.5	74.8 74.8	74.8	5.7 5.7	5.7	5.7	11.0 10.5	10.8		12.0 12.0	12.0	
18-Oct-11	Sunny	Moderate	10:42	36.1	Surface	1	26.6 26.7	26.7	8.0 8.1	8.1	33.1 33.1	33.1	94.9 94.6	94.8	6.3 6.2	6.3	6.3	6.9 6.0	6.5	9.4	8.7 8.9	8.8	8.7
					Middle	18	26.5 26.5	26.5	8.1 8.1	8.1	33.1 33.1	33.1	93.0 92.2	92.6	6.2 6.1	6.2		8.8 7.9	8.4		8.1 7.9	8.0	
					Bottom	35	26.4 26.4	26.4	8.1 8.1	8.1	33.1 33.1	33.1	92.8 92.1	92.5	6.2 6.1	6.2	6.2	12.9 13.8	13.4		9.3 9.2	9.3	
22-Oct-11	Sunny	Moderate	16:29	32	Surface	1	26.1 26.1	26.1	7.9 7.9	7.9	27.5 27.5	27.5	75.4 75.4	75.4	6.4 6.4	6.4	6.2	3.6 3.5	3.6	5.8	7.2 7.0	7.1	7.3
					Middle	16	26.0 26.0	26.0	7.8 7.8	7.8	28.8 28.8	28.8	71.4 69.4	70.4	6.1 5.9	6.0		5.0 5.3	5.2		6.4 6.5	6.5	
					Bottom	31	26.0 26.0	26.0	7.8 7.8	7.8	29.2 29.2	29.2	63.2 63.2	63.2	5.3 5.3	5.3	5.3	8.3 8.8	8.6		8.4 8.4	8.4	
25-Oct-11	Sunny	Moderate	18:03	32	Surface	1	26.5 26.5	26.5	7.9 7.9	7.9	25.0 25.0	25.0	78.6 78.6	78.6	6.0 6.0	6.0	6.0	1.7 1.9	1.8	2.2	7.6 7.5	7.6	5.6
					Middle	16	26.4 26.4	26.4	7.9 7.9	7.9	25.3 25.3	25.3	77.2 77.2	77.2	5.9 5.9	5.9		2.3 2.5	2.4		6.5 6.3	6.4	
					Bottom	31	26.4 26.4	26.4	7.9 7.9	7.9	25.4 25.4	25.4	75.9 75.7	75.8	5.8 5.8	5.8	5.8	2.4 2.4	2.4		2.8 2.8	2.8	

Remarks: * DA: Depth-Averaged
** Calm: Small or no wave; Moderate: Between calm and rough; Rough : White capped or rougher

Water Quality Monitoring Results at CSA - Mid-Flood Tide

Date	Weather Condition	Sea Condition**	Sampling Time	Water Depth (m)	Sampling Depth (m)		Water Temperature (°C)		pH		Salinity ppt		DO Saturation (%)		Dissolved Oxygen (mg/L)			Turbidity(NTU)			Suspended Solids (mg/L)		
							Value	Average	Value	Average	Value	Average	Value	Average	Value	Average	DA*	Value	Average	DA*	Value	Average	DA*
27-Oct-11	Cloudy	Moderate	06:53	35.9	Surface	1	27.6 27.7	27.7	7.6 7.6	7.6	34.0 34.0	34.0	84.1 83.7	83.9	5.9 5.9	5.9	5.9	6.4 5.5	6.0	8.9	8.6 8.4	8.5	8.7
					Middle	18	27.5 27.5	27.5	7.6 7.6	7.6	34.0 34.0	34.0	82.6 82.0	82.3	5.8 5.8	5.8		8.3 7.4	7.9		8.5 8.5	8.5	
					Bottom	35	27.5 27.4	27.5	7.6 7.6	7.6	34.0 34.0	34.0	82.6 81.8	82.2	5.8 5.8	5.8	5.8	12.4 13.3	12.9		9.3 9.0	9.2	
29-Oct-11	Sunny	Moderate	08:31	32	Surface	1	26.4 26.4	26.4	7.9 7.9	7.9	24.9 24.8	24.9	74.1 73.8	74.0	5.6 5.6	5.6	5.5	1.4 1.3	1.4	1.8	9.7 10.0	9.9	12.5
					Middle	16	26.3 26.3	26.3	7.9 7.9	7.9	25.2 25.1	25.2	71.1 71.2	71.2	5.4 5.4	5.4		2.0 1.8	1.9		14.0 15.0	14.5	
					Bottom	31	26.2 26.2	26.2	7.9 7.9	7.9	25.4 25.3	25.4	70.1 69.7	69.9	5.3 5.3	5.3	5.3	2.1 1.9	2.0		13.0 13.0	13.0	
31-Oct-11	Sunny	Moderate	10:26	32.9	Surface	1	26.7 26.7	26.7	7.8 7.8	7.8	25.6 25.6	25.6	87.3 86.5	86.9	5.9 5.9	5.9	5.7	1.6 1.4	1.5	5.6	16.0 16.0	16.0	17.0
					Middle	16.5	26.7 26.7	26.7	7.8 7.7	7.8	26.0 26.0	26.0	80.4 80.4	80.4	5.4 5.4	5.4		6.9 7.0	7.0		15.0 15.0	15.0	
					Bottom	32	26.7 26.7	26.7	7.7 7.8	7.8	26.8 26.8	26.8	75.6 75.6	75.6	5.1 5.1	5.1	5.1	7.9 8.5	8.2		20.0 20.0	20.0	

Remarks: * DA: Depth-Averaged
** Calm: Small or no wave; Moderate: Between calm and rough; Rough : White capped or rougher

Water Quality Monitoring Results at GG1 - Mid-Ebb Tide

Date	Weather Condition	Sea Condition**	Sampling Time	Water Depth (m)	Sampling Depth (m)		Water Temperature (°C)		pH		Salinity ppt		DO Saturation (%)		Dissolved Oxygen (mg/L)			Turbidity(NTU)			Suspended Solids (mg/L)		
							Value	Average	Value	Average	Value	Average	Value	Average	Value	Average	DA*	Value	Average	DA*	Value	Average	DA*
6-Oct-11	Fine	Moderate	08:17	10.9	Surface	1	26.0 26.0	26.0	7.7 7.7	7.7	26.4 26.4	26.4	89.2 90.0	89.6	6.8 6.8	6.8	6.7	6.8 7.0	6.9	11.4	14.0 14.0	14.0	12.7
					Middle	5.5	25.9 25.9	25.9	7.7 7.7	7.7	26.5 26.5	26.5	85.7 85.6	85.7	6.5 6.5	6.5		5.6 5.5	5.6		10.0 10.0	10.0	
					Bottom	10	25.8 25.8	25.8	7.7 7.7	7.7	26.5 26.5	26.5	84.5 84.4	84.5	6.4 6.4	6.4	6.4	22.1 21.1	21.6		14.0 14.0	14.0	
8-Oct-11	Sunny	Moderate	10:00	12.1	Surface	1	26.4 26.4	26.4	8.0 8.0	8.0	32.7 32.7	32.7	89.6 89.3	89.5	6.8 6.7	6.8	6.8	3.4 3.5	3.5	8.2	4.8 4.8	4.8	8.5
					Middle	6	26.2 26.2	26.2	8.0 8.0	8.0	32.9 32.9	32.9	88.1 88.0	88.1	6.7 6.7	6.7		3.9 4.0	4.0		5.2 5.1	5.2	
					Bottom	11	26.1 26.1	26.1	8.0 8.0	8.0	32.9 32.9	32.9	87.6 87.5	87.6	6.6 6.6	6.6	6.6	16.8 17.5	17.2		16.0 15.0	15.5	
10-Oct-11	Cloudy	Moderate	11:23	12.2	Surface	1	26.5 26.5	26.5	8.0 8.0	8.0	32.3 32.5	32.4	106.0 103.3	104.7	7.1 6.9	7.0	6.9	3.0 3.1	3.1	4.0	3.6 3.4	3.5	4.7
					Middle	6	26.5 26.5	26.5	8.0 8.0	8.0	32.6 32.6	32.6	102.0 101.1	101.6	6.8 6.8	6.8		3.3 3.5	3.4		3.9 4.0	4.0	
					Bottom	11	26.5 26.5	26.5	8.0 8.0	8.0	32.8 32.8	32.8	99.0 97.8	98.4	6.6 6.6	6.6	6.6	4.9 5.8	5.4		6.8 6.6	6.7	
12-Oct-11	Rainy	Moderate	12:26	11	Surface	1	26.3 26.3	26.3	8.0 8.0	8.0	30.8 30.8	30.8	97.5 97.5	97.5	6.6 6.6	6.6	6.4	4.2 4.2	4.2	7.0	14.0 14.0	14.0	10.6
					Middle	5.5	26.2 26.2	26.2	8.0 8.0	8.0	31.7 31.7	31.7	90.9 90.9	90.9	6.2 6.1	6.2		8.1 8.1	8.1		10.0 10.0	10.0	
					Bottom	10	26.3 26.3	26.3	8.0 8.0	8.0	31.9 31.9	31.9	89.1 89.0	89.1	6.0 6.0	6.0	6.0	8.8 8.5	8.7		7.7 7.7	7.7	
14-Oct-11	Cloudy	Moderate	13:57	12	Surface	1	27.3 27.3	27.3	7.9 7.9	7.9	25.8 25.5	25.7	81.0 80.0	80.5	5.5 5.5	5.5	5.5	5.0 4.2	4.6	8.9	3.5 3.6	3.6	3.6
					Middle	6	26.5 26.5	26.5	8.0 8.0	8.0	29.2 28.3	28.8	79.7 80.1	79.9	5.4 5.5	5.5		6.7 6.6	6.7		3.0 3.0	3.0	
					Bottom	11	26.4 26.4	26.4	8.0 8.0	8.0	29.6 31.0	30.3	79.8 78.7	79.3	5.4 5.3	5.4	5.4	15.6 15.4	15.5		4.3 4.3	4.3	
16-Oct-11	Sunny	Moderate	14:51	11.1	Surface	1	26.5 26.6	26.6	8.0 8.0	8.0	29.7 29.4	29.6	69.1 69.3	69.2	4.7 4.8	4.8	4.7	4.1 3.8	4.0	5.8	8.0 7.8	7.9	7.0
					Middle	5.5	26.5 26.5	26.5	8.0 8.0	8.0	32.5 31.1	31.8	65.5 68.7	67.1	4.5 4.7	4.6		6.5 5.2	5.9		6.3 6.4	6.4	
					Bottom	10	26.4 26.4	26.4	8.0 7.9	8.0	32.9 31.9	32.4	64.3 66.1	65.2	4.4 4.5	4.5	4.5	7.3 7.7	7.5		6.6 6.6	6.6	
18-Oct-11	Sunny	Moderate	15:40	10.2	Surface	1	26.4 26.4	26.4	7.9 7.9	7.9	30.8 30.8	30.8	84.2 84.7	84.5	6.3 6.4	6.4	6.1	11.0 11.1	11.1	7.9	6.3 6.3	6.3	7.6
					Middle	5	26.4 26.4	26.4	7.8 7.8	7.8	31.3 31.3	31.3	77.7 77.6	77.7	5.8 5.8	5.8		6.2 6.2	6.2		9.3 9.5	9.4	
					Bottom	9	26.3 26.3	26.3	7.8 7.8	7.8	31.8 31.8	31.8	73.9 73.9	73.9	5.5 5.5	5.5	5.5	6.5 6.5	6.5		7.1 7.1	7.1	
22-Oct-11	Sunny	Moderate	08:01	11.2	Surface	1	26.1 26.1	26.1	8.3 8.3	8.3	29.1 29.0	29.1	110.1 110.3	110.2	7.6 7.6	7.6	6.7	3.2 2.9	3.1	9.0	12.0 13.0	12.5	11.7
					Middle	5.5	26.1 26.1	26.1	8.1 8.1	8.1	30.8 30.8	30.8	85.0 82.8	83.9	5.8 5.6	5.7		8.6 8.8	8.7		9.5 9.7	9.6	
					Bottom	10	26.1 26.1	26.1	8.1 8.1	8.1	30.9 30.9	30.9	82.5 80.9	81.7	5.6 5.5	5.6	5.6	15.9 14.7	15.3		13.0 13.0	13.0	
25-Oct-11	Sunny	Moderate	10:46	11.2	Surface	1	26.3 26.3	26.3	8.3 8.3	8.3	28.3 28.5	28.4	95.4 92.9	94.2	6.4 6.2	6.3	6.3	3.4 3.5	3.5	4.4	8.6 8.5	8.6	10.2
					Middle	5.5	26.3 26.3	26.3	8.3 8.3	8.3	28.6 28.6	28.6	91.8 90.9	91.4	6.2 6.1	6.2		3.7 3.9	3.8		10.0 10.0	10.0	
					Bottom	10	26.3 26.3	26.3	8.3 8.3	8.3	28.8 28.9	28.9	89.1 88.0	88.6	6.0 5.9	6.0	6.0	5.3 6.2	5.8		12.0 12.0	12.0	

Remarks: * DA: Depth-Averaged
** Calm: Small or no wave; Moderate: Between calm and rough; Rough : White capped or rougher

Water Quality Monitoring Results at GG1 - Mid-Ebb Tide

Date	Weather Condition	Sea Condition**	Sampling Time	Water Depth (m)	Sampling Depth (m)		Water Temperature (°C)		pH		Salinity ppt		DO Saturation (%)		Dissolved Oxygen (mg/L)			Turbidity(NTU)			Suspended Solids (mg/L)		
							Value	Average	Value	Average	Value	Average	Value	Average	Value	Average	DA*	Value	Average	DA*	Value	Average	DA*
27-Oct-11	Cloudy	Moderate	14:07	12.1	Surface	1	26.2 26.3	26.3	8.1 8.1	8.1	31.0 30.9	31.0	102.0 102.4	102.2	6.9 7.0	7.0	7.0	5.7 5.4	5.6	17.4	7.6 7.8	7.7	13.2
					Middle	6	26.1 26.1	26.1	8.1 8.1	8.1	31.0 31.0	31.0	100.8 101.2	101.0	6.9 6.9	6.9		13.9 14.3	14.1		15.0 15.0	15.0	
					Bottom	11	26.1 26.0	26.1	8.1 8.1	8.1	31.0 31.0	31.0	99.8 99.7	99.8	6.8 6.8	6.8	6.8	32.2 32.7	32.5		17.0 17.0	17.0	
29-Oct-11	Sunny	Moderate	15:08	12.2	Surface	1	26.1 26.1	26.1	8.1 8.1	8.1	30.2 30.2	30.2	92.1 92.1	92.1	6.3 6.3	6.3	6.3	12.7 12.8	12.8	12.7	12.0 13.0	12.5	12.5
					Middle	6	26.1 26.1	26.1	8.1 8.1	8.1	30.2 29.1	29.7	91.5 91.4	91.5	6.2 6.2	6.2		11.4 11.2	11.3		14.0 14.0	14.0	
					Bottom	11	25.8 25.8	25.8	8.1 8.1	8.1	28.5 29.7	29.1	79.1 79.2	79.2	5.4 5.4	5.4	5.4	14.2 13.7	14.0		11.0 11.0	11.0	
31-Oct-11	Sunny	Moderate	16:26	11.2	Surface	1	26.0 26.0	26.0	8.1 8.1	8.1	29.5 29.5	29.5	85.8 85.5	85.7	5.9 5.9	5.9	5.4	7.1 7.2	7.2	7.8	8.6 8.4	8.5	12.7
					Middle	5.5	25.8 25.8	25.8	8.1 8.1	8.1	30.2 30.2	30.2	71.4 71.3	71.4	4.9 4.9	4.9		8.0 7.6	7.8		14.0 14.0	14.0	
					Bottom	10	25.7 25.7	25.7	8.1 8.1	8.1	30.3 30.3	30.3	70.2 70.3	70.3	4.8 4.8	4.8	4.8	8.3 8.2	8.3		15.0 16.0	15.5	

Remarks: * DA: Depth-Averaged
** Calm: Small or no wave; Moderate: Between calm and rough; Rough : White capped or rougher

Water Quality Monitoring Results at GG1 - Mid-Flood Tide

Date	Weather Condition	Sea Condition**	Sampling Time	Water Depth (m)	Sampling Depth (m)		Water Temperature (°C)		pH		Salinity ppt		DO Saturation (%)		Dissolved Oxygen (mg/L)			Turbidity(NTU)			Suspended Solids (mg/L)		
							Value	Average	Value	Average	Value	Average	Value	Average	Value	Average	DA*	Value	Average	DA*	Value	Average	DA*
6-Oct-11	Fine	Moderate	17:02	11	Surface	1	26.3 26.3	26.3	7.8 7.8	7.8	26.1 26.4	26.3	77.9 77.8	77.9	5.9 5.9	5.9	5.9	6.3 6.1	6.2	10.4	8.2 8.0	8.1	7.9
					Middle	5.5	26.2 26.2	26.2	7.8 7.8	7.8	26.4 26.1	26.3	76.9 76.7	76.8	5.8 5.8	5.8		7.5 7.8	7.7		7.2 7.2	7.2	
					Bottom	10	25.9 25.9	25.9	7.8 7.8	7.8	26.3 26.3	26.3	78.3 78.5	78.4	6.0 6.0	6.0	6.0	16.8 17.6	17.2		8.5 8.0	8.3	
8-Oct-11	Sunny	Moderate	17:51	9.8	Surface	1	26.4 26.3	26.4	8.0 8.0	8.0	32.9 32.9	32.9	86.6 86.2	86.4	6.5 6.5	6.5	6.5	9.7 9.8	9.8	15.8	16.0 16.0	16.0	23.2
					Middle	5	26.3 26.3	26.3	8.0 8.0	8.0	30.7 32.9	31.8	85.2 85.3	85.3	6.5 6.4	6.5		12.5 12.9	12.7		16.0 16.0	16.0	
					Bottom	9	26.2 26.2	26.2	8.0 8.0	8.0	33.0 33.0	33.0	85.2 85.3	85.3	6.4 6.4	6.4	6.4	24.0 25.6	24.8		38.0 37.0	37.5	
10-Oct-11	Cloudy	Moderate	18:38	11.9	Surface	1	26.5 26.5	26.5	8.0 8.0	8.0	32.3 32.3	32.3	100.4 99.3	99.9	6.7 6.7	6.7	6.8	3.2 3.0	3.1	4.0	13.0 13.0	13.0	11.4
					Middle	6	26.5 26.5	26.5	8.0 8.0	8.0	30.7 32.3	31.5	100.0 99.5	99.8	6.8 6.7	6.8		3.5 3.6	3.6		12.0 12.0	12.0	
					Bottom	11	26.5 26.5	26.5	8.0 8.0	8.0	32.3 32.3	32.3	98.0 99.6	98.8	6.6 6.7	6.7	6.7	5.5 5.3	5.4		9.3 9.2	9.3	
12-Oct-11	Rainy	Moderate	18:57	11	Surface	1	26.3 26.3	26.3	8.0 8.0	8.0	31.7 31.7	31.7	92.0 91.4	91.7	6.2 6.2	6.2	6.1	5.9 6.0	6.0	16.7	8.5 8.5	8.5	9.1
					Middle	5.5	26.4 26.4	26.4	8.0 8.0	8.0	32.0 32.0	32.0	88.5 88.4	88.5	6.0 6.0	6.0		12.1 12.6	12.4		9.7 9.9	9.8	
					Bottom	10	26.4 26.4	26.4	8.0 8.0	8.0	30.8 32.2	31.5	86.8 86.8	86.8	5.9 5.8	5.9	5.9	33.0 30.2	31.6		9.1 9.0	9.1	
14-Oct-11	Cloudy	Moderate	07:40	11	Surface	1	26.4 26.4	26.4	8.0 8.0	8.0	30.8 30.8	30.8	83.3 79.6	81.5	5.6 5.4	5.5	5.5	12.6 12.0	12.3	25.5	13.0 13.0	13.0	14.3
					Middle	5.5	26.4 26.4	26.4	8.0 8.0	8.0	30.9 30.9	30.9	82.0 79.9	81.0	5.6 5.4	5.5		16.8 15.9	16.4		14.0 14.0	14.0	
					Bottom	10	26.4 26.4	26.4	8.0 8.0	8.0	30.9 30.9	30.9	80.4 79.4	79.9	5.4 5.4	5.4	5.4	42.9 52.8	47.9		16.0 16.0	16.0	
16-Oct-11	Sunny	Moderate	09:30	11	Surface	1	26.1 26.0	26.1	8.0 8.0	8.0	31.0 30.9	31.0	85.8 81.8	83.8	5.9 5.6	5.8	5.6	4.4 4.4	4.4	31.1	6.4 6.6	6.5	6.4
					Middle	5.5	26.2 26.2	26.2	8.0 8.0	8.0	30.7 32.0	31.4	80.5 78.1	79.3	5.5 5.3	5.4		13.3 13.1	13.2		6.0 6.0	6.0	
					Bottom	10	26.2 26.2	26.2	8.0 8.0	8.0	32.5 32.5	32.5	78.7 77.3	78.0	5.4 5.3	5.4	5.4	83.5 68.0	75.8		6.6 6.9	6.8	
18-Oct-11	Sunny	Moderate	10:34	7.9	Surface	1	26.4 26.4	26.4	7.9 7.9	7.9	29.8 29.7	29.8	86.0 86.0	86.0	6.5 6.5	6.5	6.4	11.3 10.9	11.1	17.5	19.0 19.0	19.0	11.2
					Middle	4	26.1 26.1	26.1	7.8 7.8	7.8	30.1 30.1	30.1	83.3 83.3	83.3	6.3 6.3	6.3		7.2 7.3	7.3		6.3 6.2	6.3	
					Bottom	7	26.1 26.1	26.1	7.8 7.8	7.8	30.2 30.2	30.2	80.4 80.3	80.4	6.1 6.1	6.1	6.1	36.6 31.5	34.1		8.4 8.2	8.3	
22-Oct-11	Sunny	Moderate	16:17	11.9	Surface	1	26.1 26.1	26.1	8.3 8.6	8.5	29.1 29.0	29.1	99.0 99.2	99.1	6.8 6.8	6.8	6.0	2.2 1.9	2.1	8.0	11.0 12.0	11.5	12.5
					Middle	6	26.1 26.1	26.1	8.4 8.4	8.4	30.8 30.8	30.8	76.5 74.5	75.5	5.2 5.1	5.2		7.6 7.8	7.7		13.0 13.0	13.0	
					Bottom	11	26.1 26.1	26.1	8.4 8.4	8.4	30.9 30.9	30.9	74.2 72.8	73.5	5.1 5.0	5.1	5.1	14.9 13.7	14.3		13.0 13.0	13.0	
25-Oct-11	Sunny	Moderate	18:08	11.2	Surface	1	26.3 26.3	26.3	8.3 8.3	8.3	28.4 28.3	28.4	90.3 89.3	89.8	6.1 6.0	6.1	6.1	3.6 3.4	3.5	4.4	5.4 5.6	5.5	6.9
					Middle	5.5	26.3 26.3	26.3	8.3 8.3	8.3	26.7 28.3	27.5	90.0 89.5	89.8	6.1 6.0	6.1		3.9 4.0	4.0		8.0 8.3	8.2	
					Bottom	10	26.3 26.3	26.3	8.3 8.3	8.3	28.4 28.3	28.4	90.6 89.6	90.1	6.1 6.0	6.1	6.1	5.9 5.7	5.8		7.0 7.1	7.1	

Remarks: * DA: Depth-Averaged
** Calm: Small or no wave; Moderate: Between calm and rough; Rough : White capped or rougher

Water Quality Monitoring Results at GG1 - Mid-Flood Tide

Date	Weather Condition	Sea Condition**	Sampling Time	Water Depth (m)	Sampling Depth (m)		Water Temperature (°C)		pH		Salinity ppt		DO Saturation (%)		Dissolved Oxygen (mg/L)			Turbidity(NTU)			Suspended Solids (mg/L)		
							Value	Average	Value	Average	Value	Average	Value	Average	Value	Average	DA*	Value	Average	DA*	Value	Average	DA*
27-Oct-11	Cloudy	Moderate	06:26	11.1	Surface	1	26.0 26.0	26.0	8.1 8.1	8.1	31.0 31.0	31.0	99.6 100.0	99.8	6.8 6.8	6.8	6.8	8.1 9.2	8.7	17.3	15.0 15.0	15.0	12.4
					Middle	5.5	26.0 26.0	26.0	8.1 8.1	8.1	31.1 31.1	31.1	100.2 100.0	100.1	6.8 6.8	6.8		11.9 10.8	11.4		14.0 14.0	14.0	
					Bottom	10	25.9 25.9	25.9	8.1 8.1	8.1	31.1 31.1	31.1	100.2 99.8	100.0	6.8 6.8	6.8	6.8	32.1 31.3	31.7		8.3 8.2	8.3	
29-Oct-11	Sunny	Moderate	08:41	11.2	Surface	1	25.9 25.9	25.9	8.1 8.1	8.1	29.8 29.8	29.8	84.3 84.3	84.3	5.8 5.8	5.8	5.7	7.7 7.8	7.8	12.0	13.0 13.0	13.0	11.0
					Middle	5.5	25.8 25.8	25.8	8.1 8.1	8.1	29.7 29.7	29.7	81.7 81.7	81.7	5.6 5.6	5.6		14.2 14.2	14.2		5.9 5.8	5.9	
					Bottom	10	25.8 25.8	25.8	8.1 8.1	8.1	28.5 29.7	29.1	79.1 79.2	79.2	5.4 5.4	5.4	5.4	14.2 13.7	14.0		14.0 14.0	14.0	
31-Oct-11	Sunny	Moderate	11:01	12	Surface	1	25.7 25.7	25.7	8.1 8.1	8.1	30.3 30.4	30.4	77.8 75.3	76.6	5.3 5.2	5.3	5.3	9.8 9.8	9.8	13.2	8.4 8.5	8.5	10.1
					Middle	6	25.6 25.6	25.6	8.1 8.1	8.1	30.3 30.3	30.3	78.9 71.6	75.3	5.4 4.9	5.2		12.2 10.8	11.5		12.0 12.0	12.0	
					Bottom	11	25.5 25.5	25.5	8.1 8.1	8.1	30.3 29.5	29.9	77.3 71.3	74.3	5.3 4.9	5.1	5.1	16.8 19.7	18.3		9.7 9.9	9.8	

Remarks: * DA: Depth-Averaged
** Calm: Small or no wave; Moderate: Between calm and rough; Rough : White capped or rougher

Water Quality Monitoring Results at SR1 - Mid-Ebb Tide

Date	Weather Condition	Sea Condition**	Sampling Time	Water Depth (m)	Sampling Depth (m)		Water Temperature (°C)		pH		Salinity ppt		DO Saturation (%)		Dissolved Oxygen (mg/L)			Turbidity(NTU)			Suspended Solids (mg/L)		
							Value	Average	Value	Average	Value	Average	Value	Average	Value	Average	DA*	Value	Average	DA*	Value	Average	DA*
6-Oct-11	Fine	Moderate	09:26	2.6	Surface	-	-	-	-	-	-	-	-	-	-	-	5.4	-	-	12.4		-	11.0
					Middle	1.3	25.4	25.4	8.0	8.0	32.4	32.4	79.6	79.3	5.4	5.4		12.6	12.4		11.0	11.0	
							25.4		8.0		32.4		79.0		5.4			12.1			11.0		
					Bottom	-	-	-	-	-	-	-	-	-	-	-	-	-	-			-	
8-Oct-11	Sunny	Moderate	11:35	2.4	Surface	-	-	-	-	-	-	-	-	-	-	-	6.6	-	-	10.9		-	11.0
					Middle	1.2	26.1	26.1	7.9	7.9	31.6	31.6	94.5	94.3	6.6	6.6		10.8	10.9		11.0	11.0	
							26.1		7.9		31.6		94.0		6.5			11.0			11.0		
					Bottom	-	-	-	-	-	-	-	-	-	-	-	-	-	-			-	
10-Oct-11	Cloudy	Moderate	12:57	2.5	Surface	-	-	-	-	-	-	-	-	-	-	-	6.6	-	-	16.5		-	15.5
					Middle	1.3	26.3	26.3	8.0	8.0	33.7	33.7	97.7	98.0	6.5	6.6		16.6	16.5		15.0	15.5	
							26.3		8.0		33.7		98.3		6.6			16.3			16.0		
					Bottom	-	-	-	-	-	-	-	-	-	-	-	-	-	-			-	
12-Oct-11	Rainy	Moderate	14:03	2.6	Surface	-	-	-	-	-	-	-	-	-	-	-	6.6	-	-	38.6		-	39.5
					Middle	1.3	26.2	26.2	7.9	7.9	33.0	33.1	78.4	79.2	6.5	6.6		38.4	38.6		39.0	39.5	
							26.1		7.9		33.1		80.0		6.7			38.8			40.0		
					Bottom	-	-	-	-	-	-	-	-	-	-	-	-	-	-			-	
14-Oct-11	Cloudy	Moderate	12:47	2.4	Surface	-	-	-	-	-	-	-	-	-	-	-	6.5	-	-	5.7		-	11.0
					Middle	1.2	26.3	26.3	7.5	7.5	22.6	22.5	91.8	91.7	6.5	6.5		5.9	5.7		11.0	11.0	
							26.3		7.5		22.4		91.5		6.5			5.5			11.0		
					Bottom	-	-	-	-	-	-	-	-	-	-	-	-	-	-			-	
16-Oct-11	Sunny	Moderate	14:32	3	Surface	1	26.2	26.2	7.8	7.8	25.4	25.4	96.8	97.1	6.8	6.8	6.8	6.3	6.4	6.7	13.0	13.0	11.2
							26.2		7.8		25.4		97.4		6.8			6.5			13.0		
					Middle	-	-	-	-	-	-	-	-	-	-	-		-	-		-	-	
							-		-		-		-		-			-			-		
					Bottom	2	26.2	26.2	7.8	7.8	25.7	25.7	96.4	96.2	6.7	6.7	6.7	6.9	6.9		9.3	9.5	
							26.2		7.8		25.7		96.0		6.7			6.8			9.6		
18-Oct-11	Sunny	Moderate	14:16	2	Surface	-	-	-	-	-	-	-	-	-	-	-	7.0	-	-	4.6		-	11.0
					Middle	1	28.0	27.8	7.1	7.1	27.1	27.1	91.1	91.3	6.9	7.0		4.3	4.6		11.0	11.0	
							27.6		7.1		27.1		91.5		7.0			4.8			11.0		
					Bottom	-	-	-	-	-	-	-	-	-	-	-	-	-	-			-	
22-Oct-11	Sunny	Moderate	08:01	2	Surface	-	-	-	-	-	-	-	-	-	-	-	6.7	-	-	7.7		-	7.0
					Middle	0.9	26.1	26.1	8.0	8.0	32.7	32.7	84.2	84.4	6.7	6.7		7.5	7.7		7.1	7.0	
							26.1		8.0		32.7		84.6		6.7			7.8			6.8		
					Bottom	-	-	-	-	-	-	-	-	-	-	-	-	-	-			-	
25-Oct-11	Sunny	Moderate	11:55	1.7	Surface	-	-	-	-	-	-	-	-	-	-	-	7.3	-	-	8.2		-	6.5
					Middle	0.8	26.2	26.2	8.1	8.1	30.1	29.7	90.0	90.4	7.2	7.3		9.0	8.2		6.4	6.5	
							26.2		8.1		29.3		90.7		7.3			7.4			6.6		
					Bottom	-	-	-	-	-	-	-	-	-	-	-	-	-	-			-	

Remarks: * DA: Depth-Averaged
** Calm: Small or no wave; Moderate: Between calm and rough; Rough : White capped or rougher

Water Quality Monitoring Results at SR1 - Mid-Ebb Tide

Date	Weather Condition	Sea Condition**	Sampling Time	Water Depth (m)	Sampling Depth (m)		Water Temperature (°C)		pH		Salinity ppt		DO Saturation (%)		Dissolved Oxygen (mg/L)			Turbidity(NTU)			Suspended Solids (mg/L)		
							Value	Average	Value	Average	Value	Average	Value	Average	Value	Average	DA*	Value	Average	DA*	Value	Average	DA*
27-Oct-11	Cloudy	Moderate	12:55	2	Surface	-	-	-	-	-	-	-	-	-	-	-	7.7	-	-	8.4	-	-	12.5
							-		-		-		-		-			-			-		
					Middle	1	25.8	25.8	8.0	8.0	32.0	32.1	113.5	113.5	7.7	7.7		8.1	8.4		13.0	12.5	
							25.8		8.0		32.2		113.4		7.7			8.7			12.0		
					Bottom	-	-	-	-	-	-	-	-	-	-	-	-	-	-		-	-	
							-		-		-		-		-			-			-		
29-Oct-11	Sunny	Moderate	14:10	2.3	Surface	-	-	-	-	-	-	-	-	-	-	-	10.5	-	-	14.4	-	-	15.0
							-		-		-		-		-			-			-		
					Middle	1.2	25.8	25.8	7.4	7.4	31.9	31.7	150.9	150.4	10.3	10.5		14.5	14.4		15.0	15.0	
							25.8		7.4		31.4		149.8		10.6			14.3			15.0		
					Bottom	-	-	-	-	-	-	-	-	-	-	-	-	-	-		-	-	
							-		-		-		-		-			-			-		
31-Oct-11	Sunny	Moderate	15:45	2	Surface	-	-	-	-	-	-	-	-	-	-	-	7.4	-	-	17.7	-	-	16.5
							-		-		-		-		-			-			-		
					Middle	1	25.7	25.7	7.8	7.8	31.7	31.7	92.4	91.9	7.4	7.4		17.7	17.7		16.0	16.5	
							25.7		7.8		31.7		91.4		7.3			17.7			17.0		
					Bottom	-	-	-	-	-	-	-	-	-	-	-	-	-	-		-	-	
							-		-		-		-		-			-			-		

Remarks: * DA: Depth-Averaged
** Calm: Small or no wave; Moderate: Between calm and rough; Rough : White capped or rougher

Water Quality Monitoring Results at SR1 - Mid-Flood Tide

Date	Weather Condition	Sea Condition**	Sampling Time	Water Depth (m)	Sampling Depth (m)		Water Temperature (°C)		pH		Salinity ppt		DO Saturation (%)		Dissolved Oxygen (mg/L)			Turbidity(NTU)			Suspended Solids (mg/L)		
							Value	Average	Value	Average	Value	Average	Value	Average	Value	Average	DA*	Value	Average	DA*	Value	Average	DA*
6-Oct-11	Fine	Moderate	17:40	2.6	Surface	-	-	-	-	-	-	-	-	-	-	-	5.3	-	-	19.2	-	-	10.0
							-		-		-		-		-			-			-		
					Middle	1.3	25.8	25.9	8.1	8.1	30.7	30.8	77.8	77.8	5.3	5.3		18.2	19.2		10.0	10.0	
							25.9		8.1		30.9		77.8		5.3			20.2			10.0		
					Bottom	-	-	-	-	-	-	-	-	-	-	-	-	-	-		-	-	
							-		-		-		-		-			-			-		
8-Oct-11	Sunny	Moderate	17:36	2.7	Surface	-	-	-	-	-	-	-	-	-	-	-	6.5	-	-	19.7	-	-	26.5
							-		-		-		-		-			-			-		
					Middle	1.4	26.5	26.5	7.8	7.8	32.7	32.7	72.5	78.8	6.5	6.5		19.4	19.7		27.0	26.5	
							26.4		7.8		32.7		85.1		6.5			19.9			26.0		
					Bottom	-	-	-	-	-	-	-	-	-	-	-	-	-	-		-	-	
							-		-		-		-		-			-			-		
10-Oct-11	Cloudy	Moderate	18:00	3.1	Surface	1	26.4	26.4	8.0	8.0	33.6	33.6	52.3	52.4	3.5	3.5	3.5	31.5	31.7	31.5	30.0	29.5	27.8
							26.4		8.0		33.6		52.5		3.5			31.9			29.0		
					Middle	-	-	-	-	-	-	-	-	-	-	-		-	-		-	-	
							-		-		-		-		-			-			-		
					Bottom	2	26.4	26.4	8.0	8.0	33.6	33.6	53.2	53.1	3.6	3.6	3.6	32.2	31.2		26.0	26.0	
							26.4		8.0		33.6		53.0		3.5			30.1			26.0		
12-Oct-11	Rainy	Moderate	18:41	2.6	Surface	-	-	-	-	-	-	-	-	-	-	-	6.6	-	-	37.2	-	-	31.5
							-		-		-		-		-			-			-		
					Middle	1.3	26.0	26.0	8.0	8.0	33.5	33.5	75.5	76.3	6.5	6.6		37.8	37.2		31.0	31.5	
							26.0		8.0		33.5		77.0		6.6			36.6			32.0		
					Bottom	-	-	-	-	-	-	-	-	-	-	-	-	-	-		-	-	
							-		-		-		-		-			-			-		
14-Oct-11	Cloudy	Moderate	08:50	2.7	Surface	-	-	-	-	-	-	-	-	-	-	-	6.4	-	-	8.0	-	-	8.6
							-		-		-		-		-			-			-		
					Middle	1.4	26.2	26.2	7.8	7.8	22.5	22.7	89.8	89.8	6.4	6.4		8.0	8.0		8.6	8.6	
							26.2		7.8		22.9		89.7		6.4			7.9			8.6		
					Bottom	-	-	-	-	-	-	-	-	-	-	-	-	-	-		-	-	
							-		-		-		-		-			-			-		
16-Oct-11	Sunny	Moderate	10:16	2.6	Surface	-	-	-	-	-	-	-	-	-	-	-	6.4	-	-	17.3	-	-	22.0
							-		-		-		-		-			-			-		
					Middle	1.3	25.6	25.6	7.8	7.8	26.9	26.9	90.9	90.9	6.4	6.4		17.4	17.3		22.0	22.0	
							25.6		7.8		26.9		90.9		6.4			17.1			22.0		
					Bottom	-	-	-	-	-	-	-	-	-	-	-	-	-	-		-	-	
							-		-		-		-		-			-			-		
18-Oct-11	Sunny	Moderate	11:22	2	Surface	-	-	-	-	-	-	-	-	-	-	-	6.3	-	-	5.7	-	-	16.0
							-		-		-		-		-			-			-		
					Middle	1	26.0	26.0	7.8	7.8	26.8	26.8	82.1	82.3	6.2	6.3		5.4	5.7		16.0	16.0	
							26.0		7.8		26.7		82.4		6.3			6.0			16.0		
					Bottom	-	-	-	-	-	-	-	-	-	-	-	-	-	-		-	-	
							-		-		-		-		-			-			-		
22-Oct-11	Sunny	Moderate	14:39	2	Surface	-	-	-	-	-	-	-	-	-	-	-	7.9	-	-	14.5	-	-	8.4
							-		-		-		-		-			-			-		
					Middle	1	26.4	26.4	8.0	8.0	32.1	32.1	97.5	99.1	7.7	7.9		14.2	14.5		8.5	8.4	
							26.4		8.0		32.1		100.6		8.0			14.8			8.3		
					Bottom	-	-	-	-	-	-	-	-	-	-	-	-	-	-		-	-	
							-		-		-		-		-			-			-		
25-Oct-11	Sunny	Moderate	15:48	1.7	Surface	-	-	-	-	-	-	-	-	-	-	-	6.8	-	-	21.8	-	-	13.5
							-		-		-		-		-			-			-		
					Middle	0.8	26.1	26.1	8.0	8.0	31.4	31.4	85.5	85.4	6.8	6.8		21.6	21.8		13.0	13.5	
							26.1		8.0		31.4		85.3		6.8			22.0			14.0		
					Bottom	-	-	-	-	-	-	-	-	-	-	-	-	-	-		-	-	
							-		-		-		-		-			-			-		

Remarks: * DA: Depth-Averaged

** Calm: Small or no wave; Moderate: Between calm and rough; Rough : White capped or rougher

Water Quality Monitoring Results at SR1 - Mid-Flood Tide

Date	Weather Condition	Sea Condition**	Sampling Time	Water Depth (m)	Sampling Depth (m)		Water Temperature (°C)		pH		Salinity ppt		DO Saturation (%)		Dissolved Oxygen (mg/L)			Turbidity(NTU)			Suspended Solids (mg/L)		
							Value	Average	Value	Average	Value	Average	Value	Average	Value	Average	DA*	Value	Average	DA*	Value	Average	DA*
27-Oct-11	Cloudy	Moderate	07:08	2.1	Surface	-	-	-	-	-	-	-	-	-	-	-	6.3	-	-	17.0	-	-	22.0
					Middle	1.1	25.6 25.6	25.6	8.1 8.1	8.1	32.9 32.9	32.9	93.1 93.1	93.1	6.3 6.3	6.3		17.1 16.9	17.0		22.0 22.0	22.0	
					Bottom	-	-	-	-	-	-	-	-	-	-	-	-	-	-		-	-	
29-Oct-11	Sunny	Moderate	10:38	2.8	Surface	-	-	-	-	-	-	-	-	-	-	-	7.8	-	-	16.2	-	-	14.0
					Middle	1.4	25.6 25.6	25.6	8.0 8.0	8.0	31.5 31.5	31.5	114.1 114.1	114.1	7.8 7.8	7.8		16.2 16.2	16.2		14.0 14.0	14.0	
					Bottom	-	-	-	-	-	-	-	-	-	-	-	-	-	-		-	-	
31-Oct-11	Sunny	Moderate	11:22	2.2	Surface	-	-	-	-	-	-	-	-	-	-	-	7.4	-	-	28.9	-	-	20.0
					Middle	1.1	25.5 25.5	25.5	8.0 8.0	8.0	32.5 32.5	32.5	92.0 91.5	91.8	7.4 7.3	7.4		27.9 29.8	28.9		20.0 20.0	20.0	
					Bottom	-	-	-	-	-	-	-	-	-	-	-	-	-	-		-	-	

Remarks: * DA: Depth-Averaged
** Calm: Small or no wave; Moderate: Between calm and rough; Rough : White capped or rougher

Water Quality Monitoring Results at SR2 - Mid-Ebb Tide

Date	Weather Condition	Sea Condition**	Sampling Time	Water Depth (m)	Sampling Depth (m)		Water Temperature (°C)		pH		Salinity ppt		DO Saturation (%)		Dissolved Oxygen (mg/L)			Turbidity(NTU)			Suspended Solids (mg/L)		
							Value	Average	Value	Average	Value	Average	Value	Average	Value	Average	DA*	Value	Average	DA*	Value	Average	DA*
6-Oct-11	Fine	Moderate	08:30	2	Surface	-	-	-	-	-	-	-	-	-	-	-	6.2	-	-	16.1	-	-	53.0
							-		-		-		-		-			-			-		
					Middle	1.1	25.9	25.9	8.0	8.0	32.8	32.8	92.0	91.6	6.2	6.2		16.6	16.1		53.0	53.0	
							25.9		8.0		32.8		91.2		6.2			15.6			53.0		
					Bottom	-	-	-	-	-	-	-	-	-	-	-	-	-	-		-	-	
							-		-		-		-		-			-			-		
8-Oct-11	Sunny	Moderate	10:43	2.2	Surface	-	-	-	-	-	-	-	-	-	-	-	6.1	-	-	11.6	-	-	12.0
							-		-		-		-		-			-			-		
					Middle	1.1	26.2	26.3	8.0	8.0	33.0	33.0	90.2	90.1	6.1	6.1		12.1	11.6		12.0	12.0	
							26.3		8.0		33.0		89.9		6.0			11.0			12.0		
					Bottom	-	-	-	-	-	-	-	-	-	-	-	-	-	-		-	-	
							-		-		-		-		-			-			-		
10-Oct-11	Cloudy	Moderate	11:36	2.2	Surface	-	-	-	-	-	-	-	-	-	-	-	6.3	-	-	10.0	-	-	11.0
							-		-		-		-		-			-			-		
					Middle	1.1	26.3	26.3	8.0	8.0	32.7	32.7	94.3	94.3	6.3	6.3		10.1	10.0		11.0	11.0	
							26.3		8.0		32.7		94.2		6.3			9.9			11.0		
					Bottom	-	-	-	-	-	-	-	-	-	-	-	-	-	-		-	-	
							-		-		-		-		-			-			-		
12-Oct-11	Rainy	Moderate	13:41	1.6	Surface	-	-	-	-	-	-	-	-	-	-	-	6.6	-	-	11.6	-	-	15.0
							-		-		-		-		-			-			-		
					Middle	0.9	26.1	26.1	7.7	7.7	27.0	27.0	94.3	94.3	6.6	6.6		11.6	11.6		15.0	15.0	
							26.1		7.7		27.0		94.2		6.6			11.5			15.0		
					Bottom	-	-	-	-	-	-	-	-	-	-	-	-	-	-		-	-	
							-		-		-		-		-			-			-		
14-Oct-11	Cloudy	Moderate	13:45	2.2	Surface	-	-	-	-	-	-	-	-	-	-	-	6.3	-	-	8.6	-	-	7.3
							-		-		-		-		-			-			-		
					Middle	1.1	26.4	26.4	7.7	7.7	25.1	25.1	89.3	89.3	6.3	6.3		8.4	8.6		7.3	7.3	
							26.3		7.7		25.1		89.2		6.3			8.7			7.3		
					Bottom	-	-	-	-	-	-	-	-	-	-	-	-	-	-		-	-	
							-		-		-		-		-			-			-		
16-Oct-11	Sunny	Moderate	15:21	1.8	Surface	-	-	-	-	-	-	-	-	-	-	-	6.7	-	-	20.0	-	-	12.0
							-		-		-		-		-			-			-		
					Middle	0.9	26.1	26.1	7.7	7.7	24.5	24.5	95.2	95.0	6.7	6.7		19.4	20.0		12.0	12.0	
							26.1		7.7		24.5		94.8		6.7			20.6			12.0		
					Bottom	-	-	-	-	-	-	-	-	-	-	-	-	-	-		-	-	
							-		-		-		-		-			-			-		
18-Oct-11	Sunny	Moderate	15:25	2.3	Surface	-	-	-	-	-	-	-	-	-	-	-	6.2	-	-	8.8	-	-	17.0
							-		-		-		-		-			-			-		
					Middle	1.2	29.4	29.4	7.4	7.4	29.9	29.9	79.9	80.8	6.1	6.2		8.6	8.8		17.0	17.0	
							29.3		7.4		29.9		81.6		6.2			9.0			17.0		
					Bottom	-	-	-	-	-	-	-	-	-	-	-	-	-	-		-	-	
							-		-		-		-		-			-			-		
22-Oct-11	Sunny	Moderate	07:10	1.9	Surface	-	-	-	-	-	-	-	-	-	-	-	7.4	-	-	3.9	-	-	7.0
							-		-		-		-		-			-			-		
					Middle	0.9	25.5	25.7	8.0	8.0	29.4	29.6	92.9	93.5	7.3	7.4		3.8	3.9		6.9	7.0	
							25.8		8.0		29.8		94.1		7.4			4.0			7.0		
					Bottom	-	-	-	-	-	-	-	-	-	-	-	-	-	-		-	-	
							-		-		-		-		-			-			-		
25-Oct-11	Sunny	Moderate	10:55	1.7	Surface	-	-	-	-	-	-	-	-	-	-	-	7.3	-	-	5.1	-	-	8.4
							-		-		-		-		-			-			-		
					Middle	0.8	26.2	26.2	8.1	8.1	29.1	29.1	89.7	90.4	7.2	7.3		5.2	5.1		8.4	8.4	
							26.2		8.1		29.1		91.0		7.3			4.9			8.4		
					Bottom	-	-	-	-	-	-	-	-	-	-	-	-	-	-		-	-	
							-		-		-		-		-			-			-		

Remarks: * DA: Depth-Averaged
** Calm: Small or no wave; Moderate: Between calm and rough; Rough : White capped or rougher

Water Quality Monitoring Results at SR2 - Mid-Ebb Tide

Date	Weather Condition	Sea Condition**	Sampling Time	Water Depth (m)	Sampling Depth (m)		Water Temperature (°C)		pH		Salinity ppt		DO Saturation (%)		Dissolved Oxygen (mg/L)			Turbidity(NTU)			Suspended Solids (mg/L)		
							Value	Average	Value	Average	Value	Average	Value	Average	Value	Average	DA*	Value	Average	DA*	Value	Average	DA*
27-Oct-11	Cloudy	Moderate	13:59	1.3	Surface	-	-	-	-	-	-	-	-	-	-	-	8.2	-	-	18.2	-	-	19.0
					Middle	0.6	26.1	26.1	8.0	8.0	32.2	32.2	121.6	121.7	8.2	8.2		17.6	18.2		19.0	19.0	
							26.1		8.0		32.2		121.8		8.2			18.7			19.0		
					Bottom	-	-	-	-	-	-	-	-	-	-	-	-	-	-		-	-	
29-Oct-11	Sunny	Moderate	16:07	1.4	Surface	-	-	-	-	-	-	-	-	-	-	-	9.1	-	-	23.5	-	-	32.5
					Middle	0.6	26.3	26.3	8.0	8.0	31.6	31.7	131.1	131.1	8.9	9.1		23.7	23.5		33.0	32.5	
							26.2		8.0		31.7		131.0		9.2			23.2			32.0		
					Bottom	-	-	-	-	-	-	-	-	-	-	-	-	-	-		-	-	
31-Oct-11	Sunny	Moderate	16:43	2.1	Surface	-	-	-	-	-	-	-	-	-	-	-	7.7	-	-	17.1	-	-	23.0
					Middle	1.1	25.6	25.6	8.0	8.0	32.3	32.3	96.8	96.4	7.7	7.7		16.5	17.1		23.0	23.0	
							25.6		8.0		32.3		96.0		7.7			17.7			23.0		
					Bottom	-	-	-	-	-	-	-	-	-	-	-	-	-	-		-	-	

Remarks: * DA: Depth-Averaged
** Calm: Small or no wave; Moderate: Between calm and rough; Rough : White capped or rougher

Water Quality Monitoring Results at SR2 - Mid-Flood Tide

Date	Weather Condition	Sea Condition**	Sampling Time	Water Depth (m)	Sampling Depth (m)		Water Temperature (°C)		pH		Salinity ppt		DO Saturation (%)		Dissolved Oxygen (mg/L)			Turbidity(NTU)			Suspended Solids (mg/L)		
							Value	Average	Value	Average	Value	Average	Value	Average	Value	Average	DA*	Value	Average	DA*	Value	Average	DA*
6-Oct-11	Fine	Moderate	16:46	2.2	Surface	-	-	-	-	-	-	-	-	-	-	-	6.1	-	-	11.1	-	-	14.0
							-		-		-		-		-			-			-		
					Middle	1.2	26.0	26.0	8.0	8.0	32.0	32.3	89.7	89.5	6.1	6.1		11.4	11.1		14.0	14.0	
							26.0		8.0		32.5		89.3		6.0			10.7			14.0		
					Bottom	-	-	-	-	-	-	-	-	-	-	-	-	-	-		-	-	
							-		-		-		-		-			-			-		
8-Oct-11	Sunny	Moderate	17:09	2	Surface	-	-	-	-	-	-	-	-	-	-	-	6.1	-	-	12.7	-	-	17.0
							-		-		-		-		-			-			-		
					Middle	1	26.6	26.6	8.0	8.0	32.8	32.8	90.9	90.8	6.1	6.1		12.6	12.7		17.0	17.0	
							26.6		8.0		32.8		90.7		6.1			12.7			17.0		
					Bottom	-	-	-	-	-	-	-	-	-	-	-	-	-	-		-	-	
							-		-		-		-		-			-			-		
10-Oct-11	Cloudy	Moderate	18:40	2.2	Surface	-	-	-	-	-	-	-	-	-	-	-	6.3	-	-	8.0	-	-	13.0
							-		-		-		-		-			-			-		
					Middle	1.1	26.5	26.5	7.9	7.9	32.5	32.5	93.3	93.2	6.3	6.3		7.8	8.0		13.0	13.0	
							26.5		7.9		32.5		93.1		6.2			8.1			13.0		
					Bottom	-	-	-	-	-	-	-	-	-	-	-	-	-	-		-	-	
							-		-		-		-		-			-			-		
12-Oct-11	Rainy	Moderate	18:41	1.9	Surface	-	-	-	-	-	-	-	-	-	-	-	6.5	-	-	13.4	-	-	8.5
							-		-		-		-		-			-			-		
					Middle	0.9	26.0	26.0	7.7	7.7	25.6	25.6	92.0	92.0	6.5	6.5		13.4	13.4		8.3	8.5	
							25.9		7.7		25.6		91.9		6.5			13.4			8.6		
					Bottom	-	-	-	-	-	-	-	-	-	-	-	-	-	-		-	-	
							-		-		-		-		-			-			-		
14-Oct-11	Cloudy	Moderate	07:39	2.2	Surface	-	-	-	-	-	-	-	-	-	-	-	6.2	-	-	13.4	-	-	9.3
							-		-		-		-		-			-			-		
					Middle	1.1	26.2	26.2	7.7	7.7	25.6	25.5	88.9	88.9	6.2	6.2		14.1	13.4		9.1	9.3	
							26.2		7.7		25.4		88.8		6.2			12.7			9.5		
					Bottom	-	-	-	-	-	-	-	-	-	-	-	-	-	-		-	-	
							-		-		-		-		-			-			-		
16-Oct-11	Sunny	Moderate	09:15	1.5	Surface	-	-	-	-	-	-	-	-	-	-	-	6.5	-	-	8.8	-	-	12.0
							-		-		-		-		-			-			-		
					Middle	0.7	25.9	25.9	7.7	7.7	24.3	24.3	91.3	91.3	6.5	6.5		8.8	8.8		12.0	12.0	
							25.9		7.7		24.3		91.3		6.5			8.7			12.0		
					Bottom	-	-	-	-	-	-	-	-	-	-	-	-	-	-		-	-	
							-		-		-		-		-			-			-		
18-Oct-11	Sunny	Moderate	10:17	1.5	Surface	-	-	-	-	-	-	-	-	-	-	-	6.3	-	-	8.6	-	-	14.5
							-		-		-		-		-			-			-		
					Middle	0.7	26.7	26.7	7.8	7.8	24.9	24.9	81.5	82.0	6.2	6.3		8.5	8.6		15.0	14.5	
							26.7		7.8		24.9		82.5		6.3			8.6			14.0		
					Bottom	-	-	-	-	-	-	-	-	-	-	-	-	-	-		-	-	
							-		-		-		-		-			-			-		
22-Oct-11	Sunny	Moderate	15:09	1.6	Surface	-	-	-	-	-	-	-	-	-	-	-	7.6	-	-	13.1	-	-	16.0
							-		-		-		-		-			-			-		
					Middle	0.8	26.8	26.8	8.2	8.2	30.1	30.1	92.2	95.4	7.3	7.6		12.9	13.1		16.0	16.0	
							26.8		8.2		30.1		98.5		7.8			13.3			16.0		
					Bottom	-	-	-	-	-	-	-	-	-	-	-	-	-	-		-	-	
							-		-		-		-		-			-			-		
25-Oct-11	Sunny	Moderate	16:41	1.6	Surface	-	-	-	-	-	-	-	-	-	-	-	7.1	-	-	22.9	-	-	25.0
							-		-		-		-		-			-			-		
					Middle	0.8	26.5	26.5	8.1	8.1	30.2	30.2	87.9	88.2	7.0	7.1		23.5	22.9		25.0	25.0	
							26.5		8.1		30.2		88.4		7.1			22.2			25.0		
					Bottom	-	-	-	-	-	-	-	-	-	-	-	-	-	-		-	-	
							-		-		-		-		-			-			-		

Remarks: * DA: Depth-Averaged
** Calm: Small or no wave; Moderate: Between calm and rough; Rough : White capped or rougher

Water Quality Monitoring Results at SR2 - Mid-Flood Tide

Date	Weather Condition	Sea Condition**	Sampling Time	Water Depth (m)	Sampling Depth (m)		Water Temperature (°C)		pH		Salinity ppt		DO Saturation (%)		Dissolved Oxygen (mg/L)			Turbidity(NTU)			Suspended Solids (mg/L)		
							Value	Average	Value	Average	Value	Average	Value	Average	Value	Average	DA*	Value	Average	DA*	Value	Average	DA*
27-Oct-11	Cloudy	Moderate	06:11	1.5	Surface	-	-	-	-	-	-	-	-	-	-	-	6.5	-	-	19.5	-	-	31.0
					Middle	0.7	25.7 25.7	25.7	8.0 8.0	8.0	31.3 31.3	31.3	95.1 95.1	95.1	6.5 6.5	6.5		19.8 19.1	19.5		31.0 31.0	31.0	
					Bottom	-	-	-	-	-	-	-	-	-	-	-	-	-	-		-	-	
29-Oct-11	Sunny	Moderate	09:09	2	Surface	-	-	-	-	-	-	-	-	-	-	-	7.4	-	-	22.9	-	-	32.5
					Middle	1	25.7 25.7	25.7	7.9 7.9	7.9	31.4 31.4	31.4	108.8 108.3	108.6	7.4 7.4	7.4		23.1 22.7	22.9		33.0 32.0	32.5	
					Bottom	-	-	-	-	-	-	-	-	-	-	-	-	-	-		-	-	
31-Oct-11	Sunny	Moderate	10:22	1.8	Surface	-	-	-	-	-	-	-	-	-	-	-	7.2	-	-	19.5	-	-	23.5
					Middle	0.9	25.5 25.5	25.5	7.9 7.9	7.9	31.4 31.4	31.4	90.5 90.0	90.3	7.2 7.2	7.2		18.9 20.0	19.5		24.0 23.0	23.5	
					Bottom	-	-	-	-	-	-	-	-	-	-	-	-	-	-		-	-	

Remarks: * DA: Depth-Averaged
** Calm: Small or no wave; Moderate: Between calm and rough; Rough : White capped or rougher

Water Quality Monitoring Results at SR3 - Mid-Ebb Tide

Date	Weather Condition	Sea Condition**	Sampling Time	Water Depth (m)	Sampling Depth (m)		Water Temperature (°C)		pH		Salinity ppt		DO Saturation (%)		Dissolved Oxygen (mg/L)			Turbidity(NTU)			Suspended Solids (mg/L)		
							Value	Average	Value	Average	Value	Average	Value	Average	Value	Average	DA*	Value	Average	DA*	Value	Average	DA*
6-Oct-11	Fine	Moderate	08:03	2	Surface	-	-	-	-	-	-	-	-	-	-	-	6.0	-	-	7.3	-	-	15.5
							-		-		-		-		-			-			-		
					Middle	1.2	25.9	25.9	7.9	7.9	32.3	32.3	87.8	87.6	6.0	6.0		7.4	7.3		15.0	15.5	
							25.9		7.9		32.3		87.4		5.9			7.2			16.0		
					Bottom	-	-	-	-	-	-	-	-	-	-	-	-	-	-		-	-	
							-		-		-		-		-			-			-		
8-Oct-11	Sunny	Moderate	10:21	2	Surface	-	-	-	-	-	-	-	-	-	-	-	6.0	-	-	4.6	-	-	7.4
							-		-		-		-		-			-			-		
					Middle	1	26.3	26.3	8.0	8.0	32.4	32.5	89.3	89.2	6.0	6.0		4.5	4.6		7.6	7.4	
							26.3		8.0		32.6		89.0		6.0			4.6			7.2		
					Bottom	-	-	-	-	-	-	-	-	-	-	-	-	-	-		-	-	
							-		-		-		-		-			-			-		
10-Oct-11	Cloudy	Moderate	11:13	2.2	Surface	-	-	-	-	-	-	-	-	-	-	-	6.2	-	-	6.3	-	-	11.0
							-		-		-		-		-			-			-		
					Middle	1.1	26.6	26.6	7.9	7.9	32.2	32.2	92.0	92.1	6.2	6.2		6.4	6.3		11.0	11.0	
							26.6		7.9		32.2		92.1		6.2			6.1			11.0		
					Bottom	-	-	-	-	-	-	-	-	-	-	-	-	-	-		-	-	
							-		-		-		-		-			-			-		
12-Oct-11	Rainy	Moderate	14:27	0.9	Surface	-	-	-	-	-	-	-	-	-	-	-	7.2	-	-	5.6	-	-	6.7
							-		-		-		-		-			-			-		
					Middle	0.5	26.1	26.1	7.7	7.7	23.1	22.7	100.8	100.4	7.2	7.2		5.5	5.6		6.6	6.7	
							26.1		7.7		22.3		99.9		7.1			5.6			6.7		
					Bottom	-	-	-	-	-	-	-	-	-	-	-	-	-	-		-	-	
							-		-		-		-		-			-			-		
14-Oct-11	Cloudy	Moderate	13:53	2.2	Surface	-	-	-	-	-	-	-	-	-	-	-	6.4	-	-	9.1	-	-	10.0
							-		-		-		-		-			-			-		
					Middle	1.1	26.6	26.6	7.7	7.7	24.9	24.9	91.6	91.4	6.4	6.4		8.7	9.1		10.0	10.0	
							26.6		7.7		24.9		91.1		6.4			9.4			10.0		
					Bottom	-	-	-	-	-	-	-	-	-	-	-	-	-	-		-	-	
							-		-		-		-		-			-			-		
16-Oct-11	Sunny	Moderate	15:30	1.3	Surface	-	-	-	-	-	-	-	-	-	-	-	6.8	-	-	14.1	-	-	13.0
							-		-		-		-		-			-			-		
					Middle	0.6	26.6	26.6	7.8	7.8	23.6	23.6	97.2	96.9	6.8	6.8		14.1	14.1		13.0	13.0	
							26.6		7.8		23.6		96.5		6.8			14.1			13.0		
					Bottom	-	-	-	-	-	-	-	-	-	-	-	-	-	-		-	-	
							-		-		-		-		-			-			-		
18-Oct-11	Sunny	Moderate	15:33	2	Surface	-	-	-	-	-	-	-	-	-	-	-	6.5	-	-	7.0	-	-	16.0
							-		-		-		-		-			-			-		
					Middle	1.1	28.4	28.4	7.4	7.4	29.8	29.8	85.5	85.6	6.5	6.5		6.8	7.0		16.0	16.0	
							28.3		7.4		29.8		85.7		6.5			7.1			16.0		
					Bottom	-	-	-	-	-	-	-	-	-	-	-	-	-	-		-	-	
							-		-		-		-		-			-			-		
22-Oct-11	Sunny	Moderate	07:03	2	Surface	-	-	-	-	-	-	-	-	-	-	-	7.4	-	-	9.2	-	-	12.5
							-		-		-		-		-			-			-		
					Middle	1.1	26.0	26.0	8.1	8.1	29.3	29.3	92.5	93.2	7.3	7.4		8.9	9.2		13.0	12.5	
							26.0		8.1		29.3		93.9		7.4			9.4			12.0		
					Bottom	-	-	-	-	-	-	-	-	-	-	-	-	-	-		-	-	
							-		-		-		-		-			-			-		
25-Oct-11	Sunny	Moderate	10:49	1.7	Surface	-	-	-	-	-	-	-	-	-	-	-	7.2	-	-	8.4	-	-	8.3
							-		-		-		-		-			-			-		
					Middle	0.8	26.6	26.6	8.0	8.0	30.1	30.1	89.9	89.8	7.2	7.2		8.4	8.4		8.2	8.3	
							26.6		8.0		30.1		89.6		7.2			8.3			8.4		
					Bottom	-	-	-	-	-	-	-	-	-	-	-	-	-	-		-	-	
							-		-		-		-		-			-			-		

Remarks: * DA: Depth-Averaged
** Calm: Small or no wave; Moderate: Between calm and rough; Rough : White capped or rougher

Water Quality Monitoring Results at SR3 - Mid-Ebb Tide

Date	Weather Condition	Sea Condition**	Sampling Time	Water Depth (m)	Sampling Depth (m)		Water Temperature (°C)		pH		Salinity ppt		DO Saturation (%)		Dissolved Oxygen (mg/L)			Turbidity(NTU)			Suspended Solids (mg/L)		
							Value	Average	Value	Average	Value	Average	Value	Average	Value	Average	DA*	Value	Average	DA*	Value	Average	DA*
27-Oct-11	Cloudy	Moderate	14:07	1	Surface	-	-	-	-	-	-	-	-	-	-	-	6.4	-	-	65.7	-	-	31.0
							-		-		-		-		-			-			-		
					Middle	0.4	26.3	26.3	8.0	8.0	31.4	31.4	94.7	94.1	6.4	6.4		65.3	65.7		31.0	31.0	
							26.3		8.0		31.4		93.5		6.3			66.1			31.0		
					Bottom	-	-	-	-	-	-	-	-	-	-	-	-	-	-		-	-	
							-		-		-		-		-			-			-		
29-Oct-11	Sunny	Moderate	16:18	1.2	Surface	-	-	-	-	-	-	-	-	-	-	-	8.1	-	-	23.9	-	-	15.0
							-		-		-		-		-			-			-		
					Middle	0.6	26.4	26.4	8.0	8.0	31.6	31.6	120.6	120.6	8.1	8.1		23.8	23.9		15.0	15.0	
							26.4		8.0		31.6		120.5		8.1			23.9			15.0		
					Bottom	-	-	-	-	-	-	-	-	-	-	-	-	-	-		-	-	
							-		-		-		-		-			-			-		
31-Oct-11	Sunny	Moderate	16:52	1.6	Surface	-	-	-	-	-	-	-	-	-	-	-	6.8	-	-	12.2	-	-	21.0
							-		-		-		-		-			-			-		
					Middle	0.8	26.1	26.1	8.0	8.0	31.5	30.0	83.4	84.1	6.7	6.8		11.6	12.2		21.0	21.0	
							26.0		8.0		28.5		84.8		6.8			12.7			21.0		
					Bottom	-	-	-	-	-	-	-	-	-	-	-	-	-	-		-	-	
							-		-		-		-		-			-			-		

Remarks: * DA: Depth-Averaged
** Calm: Small or no wave; Moderate: Between calm and rough; Rough : White capped or rougher

Water Quality Monitoring Results at SR3 - Mid-Flood Tide

Date	Weather Condition	Sea Condition**	Sampling Time	Water Depth (m)	Sampling Depth (m)		Water Temperature (°C)		pH		Salinity ppt		DO Saturation (%)		Dissolved Oxygen (mg/L)			Turbidity(NTU)			Suspended Solids (mg/L)		
							Value	Average	Value	Average	Value	Average	Value	Average	Value	Average	DA*	Value	Average	DA*	Value	Average	DA*
6-Oct-11	Fine	Moderate	16:15	3	Surface	1	26.1 26.1	26.1	7.9 8.0	8.0	32.3 32.4	32.4	91.8 90.8	91.3	6.2 6.1	6.2	6.2	8.1 8.8	8.5	9.4	7.9 7.9	7.9	7.6
					Middle	-	- -	-	- -	-	- -	-	- -	-	- -	-		- -	-		- -	-	
					Bottom	2	26.1 26.1	26.1	7.9 8.0	8.0	32.4 32.4	32.4	91.2 90.5	90.9	6.2 6.1	6.2	6.2	10.1 10.4	10.3		7.3 7.1	7.2	
8-Oct-11	Sunny	Moderate	16:47	2.2	Surface	-	- -	-	- -	-	- -	-	- -	-	- -	-	6.4	- -	-	9.7	- -	-	12.0
					Middle	1.1	26.4 26.4	26.4	8.0 8.0	8.0	32.6 32.6	32.6	95.7 95.6	95.7	6.4 6.4	6.4		10.1 9.2	9.7		12.0 12.0	12.0	
					Bottom	-	- -	-	- -	-	- -	-	- -	-	- -	-	-	- -	-		- -	-	
10-Oct-11	Cloudy	Moderate	18:19	2.2	Surface	-	- -	-	- -	-	- -	-	- -	-	- -	-	6.3	- -	-	8.5	- -	-	14.0
					Middle	1.1	26.7 26.7	26.7	7.9 8.0	8.0	32.3 32.3	32.3	93.9 93.8	93.9	6.3 6.3	6.3		8.6 8.3	8.5		14.0 14.0	14.0	
					Bottom	-	- -	-	- -	-	- -	-	- -	-	- -	-	-	- -	-		- -	-	
12-Oct-11	Rainy	Moderate	18:27	1.2	Surface	-	- -	-	- -	-	- -	-	- -	-	- -	-	6.6	- -	-	7.7	- -	-	11.5
					Middle	0.6	25.9 25.9	25.9	7.7 7.7	7.7	24.8 25.0	24.9	92.8 92.8	92.8	6.6 6.6	6.6		7.9 7.4	7.7		12.0 11.0	11.5	
					Bottom	-	- -	-	- -	-	- -	-	- -	-	- -	-	-	- -	-		- -	-	
14-Oct-11	Cloudy	Moderate	07:29	2.2	Surface	-	- -	-	- -	-	- -	-	- -	-	- -	-	6.2	- -	-	10.5	- -	-	16.5
					Middle	1.1	26.2 26.2	26.2	7.6 7.6	7.6	25.5 25.5	25.5	88.2 88.2	88.2	6.2 6.2	6.2		9.6 11.3	10.5		16.0 17.0	16.5	
					Bottom	-	- -	-	- -	-	- -	-	- -	-	- -	-	-	- -	-		- -	-	
16-Oct-11	Sunny	Moderate	08:54	1.1	Surface	-	- -	-	- -	-	- -	-	- -	-	- -	-	6.5	- -	-	8.5	- -	-	9.7
					Middle	0.5	26.0 26.0	26.0	7.6 7.6	7.6	23.9 23.9	23.9	91.2 90.8	91.0	6.5 6.4	6.5		8.4 8.5	8.5		9.8 9.5	9.7	
					Bottom	-	- -	-	- -	-	- -	-	- -	-	- -	-	-	- -	-		- -	-	
18-Oct-11	Sunny	Moderate	10:12	2	Surface	-	- -	-	- -	-	- -	-	- -	-	- -	-	6.5	- -	-	9.4	- -	-	14.5
					Middle	1.1	26.3 26.3	26.3	7.8 7.8	7.8	24.8 24.8	24.8	85.1 85.5	85.3	6.5 6.5	6.5		9.4 9.4	9.4		14.0 15.0	14.5	
					Bottom	-	- -	-	- -	-	- -	-	- -	-	- -	-	-	- -	-		- -	-	
22-Oct-11	Sunny	Moderate	15:16	1.6	Surface	-	- -	-	- -	-	- -	-	- -	-	- -	-	7.3	- -	-	10.3	- -	-	18.0
					Middle	0.8	26.7 26.7	26.7	8.3 8.3	8.3	29.6 29.6	29.6	95.9 89.1	92.5	7.6 7.0	7.3		9.9 10.7	10.3		18.0 18.0	18.0	
					Bottom	-	- -	-	- -	-	- -	-	- -	-	- -	-	-	- -	-		- -	-	
25-Oct-11	Sunny	Moderate	16:47	1.5	Surface	-	- -	-	- -	-	- -	-	- -	-	- -	-	7.1	- -	-	17.8	- -	-	28.0
					Middle	0.7	26.4 26.5	26.5	8.1 8.1	8.1	30.3 30.3	30.3	87.4 89.3	88.4	7.0 7.1	7.1		17.8 17.8	17.8		28.0 28.0	28.0	
					Bottom	-	- -	-	- -	-	- -	-	- -	-	- -	-	-	- -	-		- -	-	

Remarks: * DA: Depth-Averaged
** Calm: Small or no wave; Moderate: Between calm and rough; Rough : White capped or rougher

Water Quality Monitoring Results at SR3 - Mid-Flood Tide

Date	Weather Condition	Sea Condition**	Sampling Time	Water Depth (m)	Sampling Depth (m)		Water Temperature (°C)		pH		Salinity ppt		DO Saturation (%)		Dissolved Oxygen (mg/L)			Turbidity(NTU)			Suspended Solids (mg/L)		
							Value	Average	Value	Average	Value	Average	Value	Average	Value	Average	DA*	Value	Average	DA*	Value	Average	DA*
27-Oct-11	Cloudy	Moderate	06:03	1.6	Surface	-	-	-	-	-	-	-	-	-	-	-	6.9	-	-	19.7	-	-	20.5
					Middle	0.8	25.8 25.8	25.8	8.0 8.0	8.0	31.1 31.1	31.1	100.8 100.5	100.7	6.9 6.9	6.9		19.5 19.9	19.7		21.0 20.0	20.5	
					Bottom	-	-	-	-	-	-	-	-	-	-	-	-	-	-		-	-	
29-Oct-11	Sunny	Moderate	09:00	1.6	Surface	-	-	-	-	-	-	-	-	-	-	-	7.3	-	-	14.1	-	-	22.0
					Middle	0.8	25.6 25.7	25.7	7.9 7.9	7.9	31.3 31.3	31.3	105.8 106.3	106.1	7.2 7.3	7.3		15.1 13.0	14.1		22.0 22.0	22.0	
					Bottom	-	-	-	-	-	-	-	-	-	-	-	-	-	-		-	-	
31-Oct-11	Sunny	Moderate	10:15	1.5	Surface	-	-	-	-	-	-	-	-	-	-	-	7.1	-	-	19.0	-	-	21.0
					Middle	0.7	25.7 25.7	25.7	7.9 7.9	7.9	31.4 31.4	31.4	89.1 88.5	88.8	7.1 7.1	7.1		19.0 18.9	19.0		21.0 21.0	21.0	
					Bottom	-	-	-	-	-	-	-	-	-	-	-	-	-	-		-	-	

Remarks: * DA: Depth-Averaged
** Calm: Small or no wave; Moderate: Between calm and rough; Rough : White capped or rougher

Water Quality Monitoring Results at SR4 - Mid-Ebb Tide

Date	Weather Condition	Sea Condition**	Sampling Time	Water Depth (m)	Sampling Depth (m)		Water Temperature (°C)		pH		Salinity ppt		DO Saturation (%)		Dissolved Oxygen (mg/L)			Turbidity(NTU)			Suspended Solids (mg/L)		
							Value	Average	Value	Average	Value	Average	Value	Average	Value	Average	DA*	Value	Average	DA*	Value	Average	DA*
6-Oct-11	Fine	Moderate	07:03	4	Surface	1	25.7 25.7	25.7	6.6 6.8	6.7	26.1 26.2	26.2	75.2 75.0	75.1	5.8 5.7	5.8	5.8	11.1 10.9	11.0	9.6	8.2 8.5	8.4	10.2
					Middle	-	- -	-	- -	-	- -	-	- -	-	- -	-		- -	-		- -	-	
					Bottom	3	25.7 25.7	25.7	7.2 7.2	7.2	26.2 26.2	26.2	75.3 75.3	75.3	5.8 5.8	5.8	5.8	8.0 8.1	8.1		12.0 12.0	12.0	
8-Oct-11	Sunny	Moderate	09:00	4.8	Surface	1	26.0 26.0	26.0	7.9 7.9	7.9	32.7 32.7	32.7	81.7 81.4	81.6	6.2 6.2	6.2	6.2	7.3 7.0	7.2	8.7	9.1 9.1	9.1	8.4
					Middle	-	- -	-	- -	-	- -	-	- -	-	- -	-		- -	-		- -	-	
					Bottom	4	26.0 26.0	26.0	7.9 7.9	7.9	32.8 32.8	32.8	79.1 78.9	79.0	6.0 6.0	6.0	6.0	10.3 9.9	10.1		7.8 7.5	7.7	
10-Oct-11	Cloudy	Moderate	10:23	5	Surface	1	26.6 26.5	26.6	7.9 7.9	7.9	32.8 32.7	32.8	97.9 96.4	97.2	6.6 6.5	6.6	6.6	4.5 4.8	4.7	5.2	6.7 6.7	6.7	7.1
					Middle	-	- -	-	- -	-	- -	-	- -	-	- -	-		- -	-		- -	-	
					Bottom	4	26.5 26.5	26.5	7.9 7.9	7.9	32.8 32.7	32.8	95.6 95.7	95.7	6.4 6.4	6.4	6.4	6.0 5.3	5.7		7.3 7.5	7.4	
12-Oct-11	Rainy	Moderate	11:35	4	Surface	1	26.2 26.2	26.2	8.0 8.0	8.0	30.8 30.7	30.8	94.3 94.2	94.3	6.4 6.4	6.4	6.4	4.7 4.6	4.7	7.9	12.0 12.0	12.0	14.5
					Middle	-	- -	-	- -	-	- -	-	- -	-	- -	-		- -	-		- -	-	
					Bottom	3	26.1 26.1	26.1	8.0 8.0	8.0	32.1 32.1	32.1	89.9 89.9	89.9	6.1 6.1	6.1	6.1	11.4 10.7	11.1		17.0 17.0	17.0	
14-Oct-11	Cloudy	Moderate	14:48	4.2	Surface	1	27.0 26.8	26.9	8.0 8.0	8.0	29.8 30.4	30.1	79.5 78.2	78.9	5.4 5.3	5.4	5.4	7.6 8.7	8.2	9.7	6.8 7.1	7.0	7.4
					Middle	-	- -	-	- -	-	- -	-	- -	-	- -	-		- -	-		- -	-	
					Bottom	3	26.5 26.5	26.5	8.0 8.0	8.0	30.8 29.3	30.1	79.4 78.5	79.0	5.4 5.3	5.4	5.4	11.0 11.4	11.2		7.8 7.9	7.9	
16-Oct-11	Sunny	Moderate	15:32	4.1	Surface	1	26.8 26.5	26.7	8.0 8.0	8.0	29.5 30.9	30.2	67.8 64.6	66.2	4.6 4.4	4.5	4.5	6.9 7.0	7.0	8.4	8.4 8.3	8.4	8.7
					Middle	-	- -	-	- -	-	- -	-	- -	-	- -	-		- -	-		- -	-	
					Bottom	3	26.4 26.4	26.4	8.0 7.9	8.0	30.3 31.5	30.9	62.8 61.7	62.3	4.3 4.2	4.3	4.3	9.9 9.4	9.7		8.9 9.2	9.1	
18-Oct-11	Sunny	Moderate	16:09	4.1	Surface	1	26.7 26.7	26.7	8.0 8.0	8.0	29.9 29.9	29.9	96.8 96.8	96.8	7.3 7.3	7.3	7.3	5.3 5.2	5.3	7.6	7.9 7.8	7.9	7.3
					Middle	-	- -	-	- -	-	- -	-	- -	-	- -	-		- -	-		- -	-	
					Bottom	3	26.2 26.2	26.2	7.9 7.9	7.9	30.2 30.1	30.2	85.1 85.1	85.1	6.4 6.4	6.4	6.4	9.9 9.7	9.8		6.8 6.8	6.8	
22-Oct-11	Sunny	Moderate	07:08	4.8	Surface	1	26.1 26.1	26.1	8.1 8.1	8.1	28.5 28.6	28.6	107.7 107.2	107.5	7.4 7.4	7.4	7.4	4.8 5.1	5.0	6.0	16.0 16.0	16.0	14.0
					Middle	-	- -	-	- -	-	- -	-	- -	-	- -	-		- -	-		- -	-	
					Bottom	4	26.2 26.1	26.2	8.1 8.2	8.2	29.0 28.9	29.0	109.3 106.3	107.8	7.5 7.3	7.4	7.4	7.3 6.4	6.9		12.0 12.0	12.0	
25-Oct-11	Sunny	Moderate	10:00	4.9	Surface	1	26.4 26.3	26.4	8.2 8.2	8.2	28.9 28.8	28.9	88.1 86.7	87.4	5.9 5.8	5.9	5.9	4.9 5.2	5.1	5.6	4.4 4.3	4.4	5.3
					Middle	-	- -	-	- -	-	- -	-	- -	-	- -	-		- -	-		- -	-	
					Bottom	4	26.3 26.3	26.3	8.2 8.2	8.2	28.8 28.8	28.8	86.0 86.1	86.1	5.8 5.8	5.8	5.8	6.4 5.7	6.1		6.3 6.1	6.2	

Remarks: * DA: Depth-Averaged
** Calm: Small or no wave; Moderate: Between calm and rough; Rough : White capped or rougher

Water Quality Monitoring Results at SR4 - Mid-Ebb Tide

Date	Weather Condition	Sea Condition**	Sampling Time	Water Depth (m)	Sampling Depth (m)		Water Temperature (°C)		pH		Salinity ppt		DO Saturation (%)		Dissolved Oxygen (mg/L)			Turbidity(NTU)			Suspended Solids (mg/L)		
							Value	Average	Value	Average	Value	Average	Value	Average	Value	Average	DA*	Value	Average	DA*	Value	Average	DA*
27-Oct-11	Cloudy	Moderate	14:58	2.9	Surface	-	-	-	-	-	-	-	-	-	-	-	6.4	-	-	18.9	-	-	14.0
							-		-		-		-		-			-			-		
					Middle	1.4	26.2	26.2	8.0	8.0	31.0	31.0	94.0	93.9	6.4	6.4		18.9	18.9		14.0	14.0	
							26.2		8.0		30.9		93.8		6.4			18.9			14.0		
					Bottom	-	-	-	-	-	-	-	-	-	-	-	-	-	-		-	-	
							-		-		-		-		-			-			-		
29-Oct-11	Sunny	Moderate	15:49	2.9	Surface	-	-	-	-	-	-	-	-	-	-	-	6.3	-	-	12.7	-	-	16.0
							-		-		-		-		-			-			-		
					Middle	1.4	26.1	26.1	8.1	8.1	28.9	28.9	91.7	91.7	6.3	6.3		12.7	12.7		16.0	16.0	
							26.1		8.1		28.9		91.7		6.3			12.6			16.0		
					Bottom	-	-	-	-	-	-	-	-	-	-	-	-	-	-		-	-	
							-		-		-		-		-			-			-		
31-Oct-11	Sunny	Moderate	17:30	2.8	Surface	-	-	-	-	-	-	-	-	-	-	-	5.4	-	-	7.2	-	-	20.0
							-		-		-		-		-			-			-		
					Middle	1.4	26.0	26.0	8.1	8.1	29.6	29.6	79.5	79.4	5.4	5.4		7.2	7.2		20.0	20.0	
							26.0		8.1		29.6		79.2		5.4			7.2			20.0		
					Bottom	-	-	-	-	-	-	-	-	-	-	-	-	-	-		-	-	
							-		-		-		-		-			-			-		

Remarks: * DA: Depth-Averaged
** Calm: Small or no wave; Moderate: Between calm and rough; Rough : White capped or rougher

Water Quality Monitoring Results at SR4 - Mid-Flood Tide

Date	Weather Condition	Sea Condition**	Sampling Time	Water Depth (m)	Sampling Depth (m)		Water Temperature (°C)		pH		Salinity ppt		DO Saturation (%)		Dissolved Oxygen (mg/L)			Turbidity(NTU)			Suspended Solids (mg/L)		
							Value	Average	Value	Average	Value	Average	Value	Average	Value	Average	DA*	Value	Average	DA*	Value	Average	DA*
6-Oct-11	Fine	Moderate	18:06	4.8	Surface	1	26.2 26.2	26.2	7.7 7.7	7.7	24.5 24.0	24.3	76.5 76.3	76.4	5.9 5.9	5.9	5.9	10.2 10.0	10.1	10.6	13.0 13.0	13.0	13.0
					Middle	-	- -	-	- -	-	- -	-	- -	-	- -	-		- -	-		- -	-	
					Bottom	4	26.2 26.2	26.2	7.7 7.7	7.7	24.1 24.1	24.1	76.0 76.0	76.0	5.8 5.8	5.8	5.8	11.1 11.1	11.1		13.0 13.0	13.0	
8-Oct-11	Sunny	Moderate	18:50	4	Surface	1	26.3 26.3	26.3	8.0 8.0	8.0	32.8 32.8	32.8	86.5 85.6	86.1	6.5 6.5	6.5	6.5	13.1 13.2	13.2	13.6	18.0 18.0	18.0	17.8
					Middle	-	- -	-	- -	-	- -	-	- -	-	- -	-		- -	-		- -	-	
					Bottom	3	26.3 26.3	26.3	8.0 8.0	8.0	32.9 32.9	32.9	83.7 83.6	83.7	6.3 6.3	6.3	6.3	14.1 13.7	13.9		18.0 17.0	17.5	
10-Oct-11	Cloudy	Moderate	19:45	4.9	Surface	1	26.5 26.5	26.5	8.0 8.0	8.0	32.3 32.3	32.3	102.3 102.0	102.2	6.9 6.9	6.9	6.9	4.4 4.9	4.7	5.4	6.1 6.2	6.2	7.7
					Middle	-	- -	-	- -	-	- -	-	- -	-	- -	-		- -	-		- -	-	
					Bottom	4	26.5 26.5	26.5	8.0 8.0	8.0	32.3 32.3	32.3	101.9 102.0	102.0	6.8 6.9	6.9	6.9	6.2 5.9	6.1		9.1 9.3	9.2	
12-Oct-11	Rainy	Moderate	20:01	3.8	Surface	1	26.3 26.3	26.3	8.0 8.0	8.0	29.9 31.4	30.7	90.6 90.3	90.5	6.2 6.1	6.2	6.2	7.1 7.2	7.2	8.6	11.0 12.0	11.5	13.5
					Middle	-	- -	-	- -	-	- -	-	- -	-	- -	-		- -	-		- -	-	
					Bottom	3	26.3 26.3	26.3	8.0 8.0	8.0	31.5 30.1	30.8	89.4 89.3	89.4	6.0 6.1	6.1	6.1	9.9 9.8	9.9		16.0 15.0	15.5	
14-Oct-11	Cloudy	Moderate	06:45	4	Surface	1	26.5 26.5	26.5	7.9 7.9	7.9	28.5 28.5	28.5	79.0 79.0	79.0	5.4 5.4	5.4	5.4	6.0 5.5	5.8	7.0	6.4 6.3	6.4	5.6
					Middle	-	- -	-	- -	-	- -	-	- -	-	- -	-		- -	-		- -	-	
					Bottom	3	26.5 26.5	26.5	7.9 7.9	7.9	29.2 29.3	29.3	79.2 78.8	79.0	5.4 5.4	5.4	5.4	8.2 7.9	8.1		4.9 4.8	4.9	
16-Oct-11	Sunny	Moderate	08:31	4	Surface	1	26.2 26.2	26.2	7.9 7.9	7.9	30.5 30.5	30.5	77.9 76.7	77.3	5.4 5.3	5.4	5.4	15.4 17.6	16.5	20.6	25.0 25.0	25.0	24.5
					Middle	-	- -	-	- -	-	- -	-	- -	-	- -	-		- -	-		- -	-	
					Bottom	3	26.2 26.2	26.2	7.9 7.9	7.9	30.5 30.5	30.5	76.3 76.6	76.5	5.2 5.3	5.3	5.3	26.8 22.3	24.6		24.0 24.0	24.0	
18-Oct-11	Sunny	Moderate	09:59	4.6	Surface	1	26.4 26.4	26.4	7.8 7.8	7.8	29.3 29.3	29.3	89.6 89.6	89.6	6.8 6.8	6.8	6.8	5.2 5.2	5.2	7.1	11.0 11.0	11.0	11.0
					Middle	-	- -	-	- -	-	- -	-	- -	-	- -	-		- -	-		- -	-	
					Bottom	4	26.2 26.2	26.2	7.8 7.8	7.8	29.7 29.7	29.7	80.9 80.6	80.8	6.1 6.1	6.1	6.1	9.1 8.8	9.0		11.0 11.0	11.0	
22-Oct-11	Sunny	Moderate	17:18	4.2	Surface	1	26.1 26.1	26.1	8.5 8.5	8.5	28.5 28.6	28.6	96.9 96.4	96.7	6.7 6.6	6.7	6.7	3.8 4.1	4.0	5.0	11.0 10.0	10.5	10.5
					Middle	-	- -	-	- -	-	- -	-	- -	-	- -	-		- -	-		- -	-	
					Bottom	3	26.2 26.1	26.2	8.5 8.5	8.5	29.0 28.9	29.0	98.3 95.6	97.0	6.8 6.6	6.7	6.7	6.3 5.4	5.9		11.0 10.0	10.5	
25-Oct-11	Sunny	Moderate	19:15	4.3	Surface	1	26.3 26.3	26.3	8.3 8.3	8.3	28.3 28.3	28.3	92.0 91.8	91.9	6.2 6.2	6.2	6.2	4.8 5.3	5.1	5.8	4.2 4.3	4.3	6.7
					Middle	-	- -	-	- -	-	- -	-	- -	-	- -	-		- -	-		- -	-	
					Bottom	3	26.3 26.3	26.3	8.3 8.3	8.3	28.3 28.3	28.3	91.7 91.8	91.8	6.2 6.2	6.2	6.2	6.6 6.3	6.5		9.2 8.9	9.1	

Remarks: * DA: Depth-Averaged
** Calm: Small or no wave; Moderate: Between calm and rough; Rough : White capped or rougher

Water Quality Monitoring Results at SR4 - Mid-Flood Tide

Date	Weather Condition	Sea Condition**	Sampling Time	Water Depth (m)	Sampling Depth (m)		Water Temperature (°C)		pH		Salinity ppt		DO Saturation (%)		Dissolved Oxygen (mg/L)			Turbidity(NTU)			Suspended Solids (mg/L)		
							Value	Average	Value	Average	Value	Average	Value	Average	Value	Average	DA*	Value	Average	DA*	Value	Average	DA*
27-Oct-11	Cloudy	Moderate	05:38	4.9	Surface	1	25.9 25.8	25.9	8.0 8.1	8.1	31.2 31.2	31.2	100.5 100.7	100.6	6.9 6.9	6.9	6.9	7.8 7.8	7.8	9.1	12.0 11.0	11.5	15.8
					Middle	-	- -	-	- -	-	- -	-	- -	-	- -	-		- -	-		- -	-	
					Bottom	4	25.9 25.9	25.9	8.0 8.1	8.1	31.3 31.2	31.3	100.8 100.5	100.7	6.9 6.9	6.9	6.9	10.9 9.7	10.3		20.0 20.0	20.0	
29-Oct-11	Sunny	Moderate	07:34	3	Surface	-	- -	-	- -	-	- -	-	- -	-	- -	-	6.7	- -	-	13.8	- -	-	10.5
					Middle	1.5	25.7 25.7	25.7	8.1 8.1	8.1	29.5 29.4	29.5	98.7 96.9	97.8	6.8 6.6	6.7		13.8 13.7	13.8		10.0 11.0	10.5	
					Bottom	-	- -	-	- -	-	- -	-	- -	-	- -	-	-	- -	-		- -	-	
31-Oct-11	Sunny	Moderate	10:23	3.1	Surface	1	25.6 25.6	25.6	8.1 8.1	8.1	30.2 30.2	30.2	93.4 93.0	93.2	6.4 6.4	6.4	6.4	17.1 17.2	17.2	18.7	12.0 12.0	12.0	10.1
					Middle	-	- -	-	- -	-	- -	-	- -	-	- -	-		- -	-		- -	-	
					Bottom	2	25.6 25.6	25.6	8.1 8.1	8.1	30.3 30.2	30.3	93.1 92.9	93.0	6.4 6.4	6.4	6.4	20.0 20.2	20.1		8.1 8.2	8.2	

Remarks: * DA: Depth-Averaged
** Calm: Small or no wave; Moderate: Between calm and rough; Rough : White capped or rougher

Water Quality Monitoring Results at SR5 - Mid-Ebb Tide

Date	Weather Condition	Sea Condition**	Sampling Time	Water Depth (m)	Sampling Depth (m)		Water Temperature (°C)		pH		Salinity ppt		DO Saturation (%)		Dissolved Oxygen (mg/L)			Turbidity(NTU)			Suspended Solids (mg/L)		
							Value	Average	Value	Average	Value	Average	Value	Average	Value	Average	DA*	Value	Average	DA*	Value	Average	DA*
6-Oct-11	Fine	Moderate	09:30	5	Surface	1	26.1 26.8	26.5	7.8 7.8	7.8	26.6 26.5	26.6	88.6 88.0	88.3	6.7 6.6	6.7	6.7	11.2 13.7	12.5	12.4	19.0 18.0	18.5	16.5
					Middle	-	- -	-	- -	-	- -	-	- -	-	- -	-		- -	-		- -	-	
					Bottom	4	25.8 25.8	25.8	7.8 7.8	7.8	26.6 26.6	26.6	87.1 86.8	87.0	6.6 6.6	6.6	6.6	12.6 12.0	12.3		15.0 14.0	14.5	
8-Oct-11	Sunny	Moderate	11:00	4.9	Surface	1	26.9 26.9	26.9	8.0 8.0	8.0	32.9 32.9	32.9	95.0 94.4	94.7	7.1 7.1	7.1	7.1	4.8 4.8	4.8	7.4	8.3 8.2	8.3	11.1
					Middle	-	- -	-	- -	-	- -	-	- -	-	- -	-		- -	-		- -	-	
					Bottom	4	26.1 26.1	26.1	8.0 8.0	8.0	33.1 33.1	33.1	91.7 91.4	91.6	6.9 6.9	6.9	6.9	10.4 9.6	10.0		14.0 14.0	14.0	
10-Oct-11	Cloudy	Moderate	12:33	5	Surface	1	27.3 27.3	27.3	8.0 8.0	8.0	32.3 31.0	31.7	110.8 106.1	108.5	7.4 7.1	7.3	7.3	3.9 4.3	4.1	6.1	6.8 6.9	6.9	6.7
					Middle	-	- -	-	- -	-	- -	-	- -	-	- -	-		- -	-		- -	-	
					Bottom	4	26.5 26.6	26.6	8.0 8.0	8.0	32.3 32.3	32.3	103.6 102.1	102.9	7.0 6.9	7.0	7.0	7.3 8.6	8.0		6.6 6.5	6.6	
12-Oct-11	Rainy	Moderate	13:19	5.2	Surface	1	27.0 27.0	27.0	8.0 8.0	8.0	29.9 31.8	30.9	96.4 96.2	96.3	6.5 6.4	6.5	6.5	6.2 6.2	6.2	10.1	16.0 16.0	16.0	12.5
					Middle	-	- -	-	- -	-	- -	-	- -	-	- -	-		- -	-		- -	-	
					Bottom	4	26.2 26.2	26.2	8.0 8.0	8.0	31.5 31.5	31.5	91.6 91.5	91.6	6.2 6.2	6.2	6.2	14.0 14.0	14.0		9.0 9.1	9.1	
14-Oct-11	Cloudy	Moderate	13:02	4.8	Surface	1	27.0 27.0	27.0	7.9 7.9	7.9	27.9 27.7	27.8	82.9 81.1	82.0	5.6 5.5	5.6	5.6	6.3 6.7	6.5	11.5	9.0 8.9	9.0	7.9
					Middle	-	- -	-	- -	-	- -	-	- -	-	- -	-		- -	-		- -	-	
					Bottom	4	26.4 26.5	26.5	8.0 8.0	8.0	30.5 30.4	30.5	79.4 79.0	79.2	5.4 5.4	5.4	5.4	15.2 17.7	16.5		6.9 6.8	6.9	
16-Oct-11	Sunny	Moderate	14:11	4.8	Surface	1	26.9 26.6	26.8	8.0 8.0	8.0	30.8 31.2	31.0	76.9 73.5	75.2	5.2 5.0	5.1	5.1	6.0 6.0	6.0	8.8	8.7 8.4	8.6	8.2
					Middle	-	- -	-	- -	-	- -	-	- -	-	- -	-		- -	-		- -	-	
					Bottom	4	26.2 26.2	26.2	8.0 8.0	8.0	32.3 32.5	32.4	70.3 70.4	70.4	4.8 4.8	4.8	4.8	11.4 11.5	11.5		7.9 7.9	7.9	
18-Oct-11	Sunny	Moderate	15:12	5	Surface	1	26.7 26.6	26.7	7.8 7.8	7.8	30.6 30.6	30.6	84.5 84.8	84.7	6.3 6.4	6.4	6.4	11.9 11.0	11.5	10.2	9.4 9.9	9.7	7.7
					Middle	-	- -	-	- -	-	- -	-	- -	-	- -	-		- -	-		- -	-	
					Bottom	4	26.6 26.6	26.6	7.8 7.8	7.8	30.7 30.7	30.7	86.7 87.4	87.1	6.5 6.6	6.6	6.6	8.9 8.6	8.8		5.8 5.7	5.8	
22-Oct-11	Sunny	Moderate	08:52	5.1	Surface	1	26.4 26.4	26.4	8.2 8.2	8.2	28.1 28.2	28.2	93.6 94.3	94.0	6.4 6.5	6.5	6.5	3.5 3.8	3.7	5.2	7.5 7.3	7.4	7.0
					Middle	-	- -	-	- -	-	- -	-	- -	-	- -	-		- -	-		- -	-	
					Bottom	4	26.0 26.2	26.1	8.2 8.2	8.2	29.6 29.1	29.4	89.9 91.6	90.8	6.2 6.3	6.3	6.3	6.6 6.5	6.6		6.6 6.5	6.6	
25-Oct-11	Sunny	Moderate	11:40	5.2	Surface	1	27.1 27.1	27.1	8.3 8.3	8.3	29.1 27.7	28.4	99.7 95.4	97.6	6.6 6.4	6.5	6.5	4.3 4.7	4.5	6.5	14.0 14.0	14.0	12.0
					Middle	-	- -	-	- -	-	- -	-	- -	-	- -	-		- -	-		- -	-	
					Bottom	4	26.3 26.4	26.4	8.3 8.3	8.3	28.3 28.3	28.3	93.2 91.8	92.5	6.3 6.2	6.3	6.3	7.7 9.0	8.4		10.0 10.0	10.0	

Remarks: * DA: Depth-Averaged
** Calm: Small or no wave; Moderate: Between calm and rough; Rough : White capped or rougher

Water Quality Monitoring Results at SR5 - Mid-Ebb Tide

Date	Weather Condition	Sea Condition**	Sampling Time	Water Depth (m)	Sampling Depth (m)		Water Temperature (°C)		pH		Salinity ppt		DO Saturation (%)		Dissolved Oxygen (mg/L)			Turbidity(NTU)			Suspended Solids (mg/L)		
							Value	Average	Value	Average	Value	Average	Value	Average	Value	Average	DA*	Value	Average	DA*	Value	Average	DA*
27-Oct-11	Cloudy	Moderate	12:48	6.7	Surface	1	26.4 26.4	26.4	8.1 8.1	8.1	30.9 30.9	30.9	99.6 99.2	99.4	6.7 6.7	6.7	6.8	8.9 9.6	9.3	12.1	13.0 13.0	13.0	11.2
					Middle	3.5	26.2 26.3	26.3	8.1 8.1	8.1	30.9 30.9	30.9	99.5 99.2	99.4	6.8 6.7	6.8		9.6 9.6	9.6		14.0 13.0	13.5	
					Bottom	6	25.9 25.9	25.9	8.1 8.1	8.1	30.9 30.9	30.9	98.4 98.7	98.6	6.7 6.7	6.7	6.7	17.7 17.0	17.4		7.2 7.2	7.2	
29-Oct-11	Sunny	Moderate	14:00	5.3	Surface	1	26.1 26.1	26.1	8.1 8.1	8.1	29.3 29.3	29.3	88.0 87.9	88.0	6.0 6.0	6.0	6.0	5.7 5.6	5.7	6.3	19.0 19.0	19.0	13.9
					Middle	-	- -	-	- -	-	- -	-	- -	-	- -	-		- -	-		- -	-	
					Bottom	4	26.0 26.0	26.0	8.1 8.1	8.1	29.8 29.8	29.8	86.0 86.1	86.1	5.9 5.9	5.9	5.9	6.8 6.7	6.8		8.8 8.8	8.8	
31-Oct-11	Sunny	Moderate	15:30	5.2	Surface	1	26.0 26.0	26.0	8.1 8.1	8.1	29.5 29.6	29.6	90.8 90.6	90.7	6.2 6.2	6.2	6.2	7.2 7.1	7.2	7.5	13.0 13.0	13.0	12.0
					Middle	-	- -	-	- -	-	- -	-	- -	-	- -	-		- -	-		- -	-	
					Bottom	4	25.8 25.8	25.8	8.1 8.1	8.1	30.1 30.2	30.2	73.2 73.1	73.2	5.0 5.0	5.0	5.0	7.8 7.7	7.8		11.0 11.0	11.0	

Remarks: * DA: Depth-Averaged
** Calm: Small or no wave; Moderate: Between calm and rough; Rough : White capped or rougher

Water Quality Monitoring Results at SR5 - Mid-Flood Tide

Date	Weather Condition	Sea Condition**	Sampling Time	Water Depth (m)	Sampling Depth (m)		Water Temperature (°C)		pH		Salinity ppt		DO Saturation (%)		Dissolved Oxygen (mg/L)			Turbidity(NTU)			Suspended Solids (mg/L)		
							Value	Average	Value	Average	Value	Average	Value	Average	Value	Average	DA*	Value	Average	DA*	Value	Average	DA*
6-Oct-11	Fine	Moderate	15:37	7	Surface	1	25.9 25.9	25.9	7.8 7.8	7.8	28.2 27.6	27.9	84.2 84.1	84.2	6.3 6.4	6.4	6.4	22.6 20.6	21.6	23.1	40.0 40.0	40.0	31.2
					Middle	3.5	25.9 25.9	25.9	7.8 7.8	7.8	27.9 27.8	27.9	83.7 83.6	83.7	6.3 6.3	6.3		20.4 20.2	20.3		27.0 27.0	27.0	
					Bottom	6	25.9 25.9	25.9	7.8 7.8	7.8	27.7 27.9	27.8	83.4 83.4	83.4	6.3 6.3	6.3	6.3	27.2 27.7	27.5		27.0 26.0	26.5	
8-Oct-11	Sunny	Moderate	16:44	4.9	Surface	1	26.4 26.4	26.4	8.0 8.0	8.0	32.2 32.2	32.2	94.7 94.3	94.5	7.1 7.1	7.1	7.1	4.2 4.5	4.4	7.4	5.2 5.3	5.3	6.5
					Middle	-	- -	-	- -	-	- -	-	- -	-	- -	-		- -	-		- -	-	
					Bottom	4	26.3 26.3	26.3	8.0 8.0	8.0	32.8 32.8	32.8	94.0 93.9	94.0	7.1 7.1	7.1	7.1	10.6 10.1	10.4		7.7 7.7	7.7	
10-Oct-11	Cloudy	Moderate	17:25	5	Surface	1	26.6 26.6	26.6	8.0 8.0	8.0	32.0 31.9	32.0	104.8 103.9	104.4	7.0 7.0	7.0	7.0	8.5 8.1	8.3	8.4	10.0 10.0	10.0	10.3
					Middle	-	- -	-	- -	-	- -	-	- -	-	- -	-		- -	-		- -	-	
					Bottom	4	26.6 26.6	26.6	8.0 8.0	8.0	32.0 32.0	32.0	104.2 103.9	104.1	7.0 7.0	7.0	7.0	8.9 7.9	8.4		10.0 11.0	10.5	
12-Oct-11	Rainy	Moderate	17:56	5	Surface	1	26.5 26.5	26.5	8.0 8.0	8.0	30.3 30.3	30.3	89.7 89.3	89.5	6.1 6.1	6.1	6.1	4.5 4.5	4.5	7.1	20.0 19.0	19.5	17.3
					Middle	-	- -	-	- -	-	- -	-	- -	-	- -	-		- -	-		- -	-	
					Bottom	4	26.6 26.6	26.6	8.0 8.0	8.0	30.5 30.5	30.5	88.8 88.8	88.8	6.0 6.0	6.0	6.0	9.8 9.6	9.7		15.0 15.0	15.0	
14-Oct-11	Cloudy	Moderate	08:40	6.2	Surface	1	26.4 26.4	26.4	8.0 7.9	8.0	29.1 28.6	28.9	81.2 79.4	80.3	5.5 5.4	5.5	5.5	8.6 9.4	9.0	11.9	9.0 9.1	9.1	9.2
					Middle	3	26.4 26.4	26.4	8.0 8.0	8.0	30.3 30.3	30.3	79.8 79.3	79.6	5.4 5.4	5.4		10.9 10.9	10.9		11.0 11.0	-	
					Bottom	5	26.4 26.4	26.4	8.0 8.0	8.0	29.0 30.6	29.8	79.8 79.0	79.4	5.4 5.4	5.4	5.4	15.9 15.7	15.8		9.3 9.3	9.3	
16-Oct-11	Sunny	Moderate	10:22	4.9	Surface	1	26.3 26.2	26.3	8.0 8.0	8.0	32.2 31.8	32.0	78.2 76.6	77.4	5.3 5.2	5.3	5.3	13.0 13.1	13.1	18.0	20.0 21.0	20.5	21.0
					Middle	-	- -	-	- -	-	- -	-	- -	-	- -	-		- -	-		- -	-	
					Bottom	4	26.2 26.2	26.2	8.0 8.0	8.0	31.2 32.5	31.9	79.7 75.5	77.6	5.5 5.1	5.3	5.3	22.4 23.1	22.8		21.0 22.0	21.5	
18-Oct-11	Sunny	Moderate	11:02	5.2	Surface	1	26.4 26.5	26.5	7.9 7.9	7.9	29.5 29.4	29.5	90.1 91.4	90.8	6.8 6.9	6.9	6.9	30.9 31.5	31.2	30.9	6.1 6.0	6.1	7.1
					Middle	-	- -	-	- -	-	- -	-	- -	-	- -	-		- -	-		- -	-	
					Bottom	4	26.2 26.2	26.2	7.8 7.8	7.8	29.9 29.9	29.9	86.3 85.3	85.8	6.6 6.5	6.6	6.6	30.6 30.6	30.6		8.2 8.0	8.1	
22-Oct-11	Sunny	Moderate	15:23	5.3	Surface	1	26.8 27.0	26.9	8.4 8.3	8.4	28.8 28.6	28.7	113.9 104.8	109.4	7.7 7.1	7.4	7.4	7.2 7.0	7.1	12.2	9.9 9.8	9.9	10.4
					Middle	-	- -	-	- -	-	- -	-	- -	-	- -	-		- -	-		- -	-	
					Bottom	4	26.3 26.3	26.3	8.2 8.2	8.2	30.2 30.1	30.2	97.5 96.9	97.2	6.6 6.6	6.6	6.6	18.7 15.8	17.3		11.0 11.0	11.0	
25-Oct-11	Sunny	Moderate	16:55	5.3	Surface	1	26.4 26.4	26.4	8.3 8.3	8.3	28.0 27.9	28.0	94.3 93.5	93.9	6.3 6.3	6.3	6.3	8.9 8.5	8.7	8.8	7.2 7.2	7.2	7.2
					Middle	-	- -	-	- -	-	- -	-	- -	-	- -	-		- -	-		- -	-	
					Bottom	4	26.4 26.4	26.4	8.3 8.3	8.3	28.0 28.0	28.0	93.7 93.5	93.6	6.3 6.3	6.3	6.3	9.3 8.3	8.8		7.2 7.3	7.3	

Remarks: * DA: Depth-Averaged
** Calm: Small or no wave; Moderate: Between calm and rough; Rough : White capped or rougher

Water Quality Monitoring Results at SR5 - Mid-Flood Tide

Date	Weather Condition	Sea Condition**	Sampling Time	Water Depth (m)	Sampling Depth (m)		Water Temperature (°C)		pH		Salinity ppt		DO Saturation (%)		Dissolved Oxygen (mg/L)			Turbidity(NTU)			Suspended Solids (mg/L)		
							Value	Average	Value	Average	Value	Average	Value	Average	Value	Average	DA*	Value	Average	DA*	Value	Average	DA*
27-Oct-11	Cloudy	Moderate	07:13	5.3	Surface	1	25.8 25.8	25.8	8.1 8.1	8.1	30.6 30.7	30.7	98.7 98.6	98.7	6.8 6.8	6.8	6.8	12.5 12.4	12.5	15.9	31.0 31.0	31.0	19.9
					Middle	-	- -	-	- -	-	- -	-	- -	-	- -	-		- -	-		- -	-	
					Bottom	4	25.8 25.8	25.8	8.1 8.1	8.1	30.7 30.7	30.7	98.5 98.4	98.5	6.8 6.7	6.8	6.8	19.3 19.2	19.3		8.6 8.9	8.8	
29-Oct-11	Sunny	Moderate	09:47	6.2	Surface	1	25.9 25.9	25.9	8.1 8.1	8.1	29.5 29.6	29.6	80.9 80.9	80.9	5.5 5.5	5.5	5.6	11.2 11.2	11.2	18.9	13.0 13.0	13.0	14.7
					Middle	3	25.8 25.8	25.8	8.1 8.1	8.1	29.5 29.5	29.5	81.7 81.5	81.6	5.6 5.6	5.6		17.8 16.5	17.2		11.0 11.0	11.0	
					Bottom	5	25.7 25.7	25.7	8.1 8.1	8.1	29.5 29.5	29.5	80.6 79.5	80.1	5.5 5.5	5.5	5.5	27.0 29.6	28.3		20.0 20.0	20.0	
31-Oct-11	Sunny	Moderate	11:55	5.2	Surface	1	25.6 25.7	25.7	8.1 8.1	8.1	29.8 29.9	29.9	69.4 69.7	69.6	4.8 4.8	4.8	4.8	14.2 12.8	13.5	19.5	18.0 18.0	18.0	12.3
					Middle	-	- -	-	- -	-	- -	-	- -	-	- -	-		- -	-		- -	-	
					Bottom	4	25.5 25.5	25.5	8.1 8.1	8.1	29.8 29.8	29.8	69.6 69.7	69.7	4.8 4.8	4.8	4.8	24.8 26.0	25.4		6.5 6.5	6.5	

Remarks: * DA: Depth-Averaged
** Calm: Small or no wave; Moderate: Between calm and rough; Rough : White capped or rougher

Water Quality Monitoring Results at SR6 - Mid-Ebb Tide

Date	Weather Condition	Sea Condition**	Sampling Time	Water Depth (m)	Sampling Depth (m)		Water Temperature (°C)		pH		Salinity ppt		DO Saturation (%)		Dissolved Oxygen (mg/L)			Turbidity(NTU)			Suspended Solids (mg/L)		
							Value	Average	Value	Average	Value	Average	Value	Average	Value	Average	DA*	Value	Average	DA*	Value	Average	DA*
6-Oct-11	Fine	Moderate	07:50	7	Surface	1	25.6 25.6	25.6	8.0 8.1	8.1	32.2 32.2	32.2	84.5 84.4	84.5	5.8 5.7	5.8	5.8	9.2 10.3	9.8	10.7	16.0 16.0	16.0	12.7
					Middle	3.5	25.6 25.6	25.6	8.1 8.1	8.1	32.1 32.1	32.1	84.1 84.2	84.2	5.7 5.7	5.7		9.9 10.5	10.2		12.0 12.0	12.0	
					Bottom	6	25.6 25.6	25.6	8.1 8.1	8.1	32.1 32.2	32.2	83.9 84.1	84.0	5.7 5.7	5.7	5.7	11.3 12.7	12.0		10.0 10.0	10.0	
8-Oct-11	Sunny	Moderate	09:47	5	Surface	1	26.0 26.0	26.0	7.3 7.7	7.5	30.6 30.8	30.7	95.4 94.0	94.7	6.7 6.6	6.7	6.7	4.7 5.8	5.3	8.2	5.8 6.0	5.9	8.5
					Middle	-	- -	-	- -	-	- -	-	- -	-	- -	-		- -	-		- -	-	
					Bottom	4	25.9 25.9	25.9	7.7 7.8	7.8	31.0 31.1	31.1	92.7 92.5	92.6	6.5 6.5	6.5	6.5	10.8 11.1	11.0		11.0 11.0	11.0	
10-Oct-11	Cloudy	Moderate	11:20	5.1	Surface	1	26.4 26.4	26.4	7.8 7.8	7.8	32.4 32.1	32.3	106.9 99.4	103.2	7.2 6.7	7.0	7.0	6.2 6.7	6.5	9.3	8.5 8.5	8.5	7.7
					Middle	-	- -	-	- -	-	- -	-	- -	-	- -	-		- -	-		- -	-	
					Bottom	4	26.3 26.3	26.3	7.8 7.9	7.9	33.0 33.0	33.0	103.8 103.5	103.7	7.0 6.9	7.0	7.0	13.0 11.2	12.1		7.0 6.9	7.0	
12-Oct-11	Rainy	Moderate	12:11	5.3	Surface	1	26.1 26.1	26.1	7.9 7.9	7.9	32.8 32.7	32.8	90.2 86.3	88.3	6.4 6.2	6.3	6.3	15.2 17.6	16.4	17.3	19.0 19.0	19.0	18.3
					Middle	-	- -	-	- -	-	- -	-	- -	-	- -	-		- -	-		- -	-	
					Bottom	4	26.1 26.1	26.1	7.9 7.9	7.9	32.8 32.8	32.8	85.8 89.6	87.7	6.2 6.5	6.4	6.4	18.6 17.8	18.2		17.0 18.0	17.5	
14-Oct-11	Cloudy	Moderate	12:17	5	Surface	1	26.5 26.5	26.5	7.8 7.8	7.8	27.2 27.4	27.3	87.6 87.7	87.7	6.0 6.0	6.0	6.0	4.9 4.6	4.8	17.2	16.0 16.0	16.0	16.8
					Middle	-	- -	-	- -	-	- -	-	- -	-	- -	-		- -	-		- -	-	
					Bottom	4	26.4 26.4	26.4	7.9 7.9	7.9	30.8 30.7	30.8	88.8 88.5	88.7	6.0 6.0	6.0	6.0	29.4 29.8	29.6		17.0 18.0	17.5	
16-Oct-11	Sunny	Moderate	14:02	5.2	Surface	1	26.6 26.6	26.6	7.9 7.9	7.9	26.2 26.2	26.2	56.7 55.4	56.1	3.9 3.8	3.9	3.9	4.0 4.1	4.1	37.0	6.6 6.9	6.8	7.9
					Middle	-	- -	-	- -	-	- -	-	- -	-	- -	-		- -	-		- -	-	
					Bottom	4	26.0 26.0	26.0	8.0 8.0	8.0	32.0 32.0	32.0	46.1 45.9	46.0	3.1 3.1	3.1	3.1	70.4 69.2	69.8		8.9 9.2	9.1	
18-Oct-11	Sunny	Moderate	14:36	5.3	Surface	1	26.5 26.5	26.5	8.0 8.0	8.0	27.6 27.4	27.5	98.1 98.2	98.2	6.8 6.8	6.8	6.8	4.7 4.6	4.7	23.8	8.2 8.2	8.2	17.1
					Middle	-	- -	-	- -	-	- -	-	- -	-	- -	-		- -	-		- -	-	
					Bottom	4	26.1 26.1	26.1	8.0 8.0	8.0	30.7 30.7	30.7	92.3 92.1	92.2	6.3 6.3	6.3	6.3	43.0 42.7	42.9		26.0 26.0	26.0	
22-Oct-11	Sunny	Moderate	09:41	5.2	Surface	1	26.2 26.2	26.2	8.1 8.1	8.1	28.9 28.9	28.9	119.1 118.9	119.0	8.2 8.2	8.2	8.2	5.1 4.9	5.0	6.1	6.7 6.8	6.8	7.4
					Middle	-	- -	-	- -	-	- -	-	- -	-	- -	-		- -	-		- -	-	
					Bottom	4	26.0 26.0	26.0	8.0 8.1	8.1	31.0 30.7	30.9	107.7 108.3	108.0	7.3 7.4	7.4	7.4	7.3 7.0	7.2		8.0 8.0	8.0	
25-Oct-11	Sunny	Moderate	12:29	5.1	Surface	1	26.5 26.5	26.5	7.9 7.9	7.9	26.3 27.4	26.9	77.3 76.6	77.0	5.4 5.3	5.4	5.4	4.5 4.6	4.6	24.2	10.0 11.0	10.5	14.8
					Middle	-	- -	-	- -	-	- -	-	- -	-	- -	-		- -	-		- -	-	
					Bottom	4	26.5 26.5	26.5	7.9 7.9	7.9	31.5 31.5	31.5	77.8 76.7	77.3	5.3 5.2	5.3	5.3	43.4 44.1	43.8		19.0 19.0	19.0	

Remarks: * DA: Depth-Averaged
** Calm: Small or no wave; Moderate: Between calm and rough; Rough : White capped or rougher

Water Quality Monitoring Results at SR6 - Mid-Ebb Tide

Date	Weather Condition	Sea Condition**	Sampling Time	Water Depth (m)	Sampling Depth (m)		Water Temperature (°C)		pH		Salinity ppt		DO Saturation (%)		Dissolved Oxygen (mg/L)			Turbidity(NTU)			Suspended Solids (mg/L)		
							Value	Average	Value	Average	Value	Average	Value	Average	Value	Average	DA*	Value	Average	DA*	Value	Average	DA*
27-Oct-11	Cloudy	Moderate	11:36	5.2	Surface	1	25.8 25.8	25.8	8.2 8.2	8.2	32.5 32.5	32.5	110.0 109.8	109.9	8.3 8.3	8.3	8.3	12.4 13.0	12.7	17.8	20.0 19.0	19.5	14.3
					Middle	-	- -	-	- -	-	- -	-	- -	-	- -	-		- -	-		- -	-	
					Bottom	4	25.8 25.8	25.8	8.2 8.2	8.2	32.5 32.5	32.5	96.3 95.5	95.9	7.3 7.2	7.3	7.3	22.5 23.2	22.9		9.2 9.1	9.2	
29-Oct-11	Sunny	Moderate	10:09	5.3	Surface	1	25.8 25.8	25.8	8.1 8.1	8.1	29.7 29.7	29.7	108.6 108.6	108.6	7.7 7.7	7.7	7.7	7.6 7.7	7.7	16.3	11.0 11.0	11.0	9.3
					Middle	-	- -	-	- -	-	- -	-	- -	-	- -	-		- -	-		- -	-	
					Bottom	4	25.6 25.6	25.6	8.1 8.1	8.1	31.4 31.3	31.4	98.4 98.3	98.4	6.9 6.9	6.9	6.9	24.9 24.9	24.9		7.5 7.8	7.7	
31-Oct-11	Sunny	Moderate	14:51	5	Surface	1	26.2 26.2	26.2	8.0 8.0	8.0	30.0 30.0	30.0	105.2 104.9	105.1	7.2 7.2	7.2	7.2	7.2 7.1	7.2	11.4	8.2 8.3	8.3	8.5
					Middle	-	- -	-	- -	-	- -	-	- -	-	- -	-		- -	-		- -	-	
					Bottom	4	25.5 25.5	25.5	8.1 8.1	8.1	31.0 31.0	31.0	102.0 101.9	102.0	7.0 7.0	7.0	7.0	15.2 15.9	15.6		8.8 8.8	8.8	

Remarks: * DA: Depth-Averaged
** Calm: Small or no wave; Moderate: Between calm and rough; Rough : White capped or rougher

Water Quality Monitoring Results at SR6 - Mid-Flood Tide

Date	Weather Condition	Sea Condition**	Sampling Time	Water Depth (m)	Sampling Depth (m)		Water Temperature (°C)		pH		Salinity ppt		DO Saturation (%)		Dissolved Oxygen (mg/L)			Turbidity(NTU)			Suspended Solids (mg/L)		
							Value	Average	Value	Average	Value	Average	Value	Average	Value	Average	DA*	Value	Average	DA*	Value	Average	DA*
6-Oct-11	Fine	Moderate	15:50	4.9	Surface	1	26.1 26.1	26.1	7.9 7.9	7.9	30.6 30.6	30.6	78.3 78.2	78.3	5.3 5.3	5.3	5.3	4.9 5.0	5.0	7.6	4.8 4.9	4.9	5.5
					Middle	-	- -	-	- -	-	- -	-	- -	-	- -	-		- -	-		- -	-	
					Bottom	4	26.2 26.2	26.2	7.9 8.0	8.0	30.3 30.2	30.3	77.2 77.6	77.4	5.2 5.2	5.2	5.2	10.0 10.2	10.1		6.0 6.3	6.2	
8-Oct-11	Sunny	Moderate	15:36	5	Surface	1	26.2 26.2	26.2	7.4 7.6	7.5	33.9 31.7	32.8	95.4 96.3	95.9	6.8 6.8	6.8	6.8	9.5 9.2	9.4	15.0	8.9 8.9	8.9	13.0
					Middle	-	- -	-	- -	-	- -	-	- -	-	- -	-		- -	-		- -	-	
					Bottom	4	26.1 26.1	26.1	7.5 7.6	7.6	34.3 32.1	33.2	97.3 95.7	96.5	6.9 6.8	6.9	6.9	20.4 20.7	20.6		17.0 17.0	17.0	
10-Oct-11	Cloudy	Moderate	16:26	5	Surface	1	26.7 26.7	26.7	7.8 7.8	7.8	30.9 30.9	30.9	94.9 96.6	95.8	6.4 6.5	6.5	6.5	21.1 17.5	19.3	41.2	18.0 18.0	18.0	24.0
					Middle	-	- -	-	- -	-	- -	-	- -	-	- -	-		- -	-		- -	-	
					Bottom	4	26.5 26.5	26.5	7.8 7.8	7.8	31.6 31.7	31.7	91.7 92.0	91.9	6.2 6.2	6.2	6.2	65.8 60.3	63.1		30.0 30.0	30.0	
12-Oct-11	Rainy	Moderate	17:07	5	Surface	1	26.5 26.5	26.5	7.9 7.9	7.9	30.0 29.9	30.0	91.4 92.4	91.9	7.0 7.1	7.1	7.1	10.2 9.6	9.9	17.9	7.6 7.5	7.6	10.8
					Middle	-	- -	-	- -	-	- -	-	- -	-	- -	-		- -	-		- -	-	
					Bottom	4	26.3 26.3	26.3	7.9 7.9	7.9	31.8 31.8	31.8	96.9 88.9	92.9	7.4 7.0	7.2	7.2	26.9 24.6	25.8		14.0 14.0	14.0	
14-Oct-11	Cloudy	Moderate	09:09	5.3	Surface	1	26.5 26.5	26.5	7.8 7.8	7.8	27.0 26.9	27.0	85.4 85.0	85.2	5.9 5.9	5.9	5.9	6.4 6.7	6.6	41.6	9.7 9.9	9.8	9.5
					Middle	-	- -	-	- -	-	- -	-	- -	-	- -	-		- -	-		- -	-	
					Bottom	4	26.4 26.4	26.4	7.9 7.9	7.9	30.1 30.2	30.2	87.4 87.3	87.4	5.9 5.9	5.9	5.9	77.7 75.4	76.6		9.1 9.3	9.2	
16-Oct-11	Sunny	Moderate	11:50	5	Surface	1	26.1 26.1	26.1	7.9 7.9	7.9	26.0 27.0	26.5	65.7 65.1	65.4	4.6 4.5	4.6	4.6	6.0 7.1	6.6	45.7	8.0 8.0	8.0	10.0
					Middle	-	- -	-	- -	-	- -	-	- -	-	- -	-		- -	-		- -	-	
					Bottom	4	26.1 26.1	26.1	7.9 8.0	8.0	30.9 30.9	30.9	66.1 65.2	65.7	4.5 4.4	4.5	4.5	82.9 86.6	84.8		12.0 12.0	12.0	
18-Oct-11	Sunny	Moderate	12:22	5.2	Surface	1	26.5 26.5	26.5	7.9 7.9	7.9	26.8 26.8	26.8	92.8 92.2	92.5	6.4 6.4	6.4	6.4	3.9 4.0	4.0	14.2	6.3 6.5	6.4	6.3
					Middle	-	- -	-	- -	-	- -	-	- -	-	- -	-		- -	-		- -	-	
					Bottom	4	26.0 26.0	26.0	8.0 8.0	8.0	30.1 30.1	30.1	90.7 90.5	90.6	6.2 6.2	6.2	6.2	23.3 25.4	24.4		6.1 6.1	6.1	
22-Oct-11	Sunny	Moderate	14:19	5.3	Surface	1	26.5 26.6	26.6	8.1 8.1	8.1	28.0 27.7	27.9	138.3 135.3	136.8	9.5 9.3	9.4	9.4	5.3 5.0	5.2	7.3	13.0 13.0	13.0	13.0
					Middle	-	- -	-	- -	-	- -	-	- -	-	- -	-		- -	-		- -	-	
					Bottom	4	26.1 26.1	26.1	8.0 8.0	8.0	30.5 30.3	30.4	104.5 104.6	104.6	7.1 7.1	7.1	7.1	9.5 9.1	9.3		13.0 13.0	13.0	
25-Oct-11	Sunny	Moderate	15:51	5.2	Surface	1	27.0 27.0	27.0	7.9 8.0	8.0	27.1 27.1	27.1	70.9 69.3	70.1	4.9 4.8	4.9	4.9	4.0 4.1	4.1	24.7	12.0 12.0	12.0	17.3
					Middle	-	- -	-	- -	-	- -	-	- -	-	- -	-		- -	-		- -	-	
					Bottom	4	26.4 26.4	26.4	7.8 7.8	7.8	31.5 31.5	31.5	57.6 57.4	57.5	3.9 3.9	3.9	3.9	45.4 45.2	45.3		22.0 23.0	22.5	

Remarks: * DA: Depth-Averaged
** Calm: Small or no wave; Moderate: Between calm and rough; Rough : White capped or rougher

Water Quality Monitoring Results at SR6 - Mid-Flood Tide

Date	Weather Condition	Sea Condition**	Sampling Time	Water Depth (m)	Sampling Depth (m)		Water Temperature (°C)		pH		Salinity ppt		DO Saturation (%)		Dissolved Oxygen (mg/L)			Turbidity(NTU)			Suspended Solids (mg/L)		
							Value	Average	Value	Average	Value	Average	Value	Average	Value	Average	DA*	Value	Average	DA*	Value	Average	DA*
27-Oct-11	Cloudy	Moderate	08:00	5.3	Surface	1	26.1 26.1	26.1	8.1 8.1	8.1	29.5 29.5	29.5	104.0 102.9	103.5	7.9 7.8	7.9	7.9	8.1 8.3	8.2	24.8	11.0 11.0	11.0	11.0
					Middle	-	- -	-	- -	-	- -	-	- -	-	- -	-		- -	-		- -	-	
					Bottom	4	25.8 25.8	25.8	8.2 8.2	8.2	31.8 31.8	31.8	93.3 91.1	92.2	7.1 6.9	7.0	7.0	42.1 40.6	41.4		11.0 11.0	11.0	
29-Oct-11	Sunny	Moderate	13:13	5.2	Surface	1	26.0 26.0	26.0	8.1 8.1	8.1	31.0 30.9	31.0	98.5 96.3	97.4	6.7 6.6	6.7	6.7	9.8 9.9	9.9	17.2	10.0 10.0	10.0	10.0
					Middle	-	- -	-	- -	-	- -	-	- -	-	- -	-		- -	-		- -	-	
					Bottom	4	25.6 25.6	25.6	8.1 8.1	8.1	31.6 31.7	31.7	96.5 95.9	96.2	6.6 6.6	6.6	6.6	23.8 24.9	24.4		10.0 10.0	10.0	
31-Oct-11	Sunny	Moderate	12:04	5.3	Surface	1	26.0 26.0	26.0	8.0 8.0	8.0	29.4 29.4	29.4	100.8 100.5	100.7	6.9 6.9	6.9	6.9	7.9 8.0	8.0	13.5	13.0 13.0	13.0	12.8
					Middle	-	- -	-	- -	-	- -	-	- -	-	- -	-		- -	-		- -	-	
					Bottom	4	25.5 25.5	25.5	8.1 8.1	8.1	31.0 31.1	31.1	101.1 101.3	101.2	7.0 7.0	7.0	7.0	18.3 19.4	18.9		12.0 13.0	12.5	

Remarks: * DA: Depth-Averaged
** Calm: Small or no wave; Moderate: Between calm and rough; Rough : White capped or rougher

Water Quality Monitoring Results at SR7 - Mid-Ebb Tide

Date	Weather Condition	Sea Condition**	Sampling Time	Water Depth (m)	Sampling Depth (m)		Water Temperature (°C)		pH		Salinity ppt		DO Saturation (%)		Dissolved Oxygen (mg/L)			Turbidity(NTU)			Suspended Solids (mg/L)		
							Value	Average	Value	Average	Value	Average	Value	Average	Value	Average	DA*	Value	Average	DA*	Value	Average	DA*
6-Oct-11	Fine	Moderate	08:33	5	Surface	1	26.1 26.2	26.2	7.7 7.7	7.7	26.5 26.5	26.5	88.0 87.9	88.0	6.7 6.7	6.7	6.7	8.3 8.0	8.2	13.8	13.0 13.0	13.0	18.0
					Middle	-	- -	-	- -	-	- -	-	- -	-	- -	-		- -	-		- -	-	
					Bottom	4	26.0 26.0	26.0	7.7 7.7	7.7	26.5 26.5	26.5	86.0 85.8	85.9	6.5 6.5	6.5	6.5	18.5 20.1	19.3		23.0 23.0	23.0	
8-Oct-11	Sunny	Moderate	10:12	5	Surface	1	26.6 26.6	26.6	8.0 8.0	8.0	32.9 32.9	32.9	92.7 92.2	92.5	7.0 6.9	7.0	7.0	7.6 7.8	7.7	9.8	10.0 9.9	10.0	11.0
					Middle	-	- -	-	- -	-	- -	-	- -	-	- -	-		- -	-		- -	-	
					Bottom	4	26.3 26.3	26.3	8.0 8.0	8.0	32.9 32.9	32.9	89.7 89.4	89.6	6.8 6.7	6.8	6.8	11.9 11.8	11.9		12.0 12.0	12.0	
10-Oct-11	Cloudy	Moderate	11:39	4.9	Surface	1	26.5 26.5	26.5	8.0 8.0	8.0	32.6 32.7	32.7	102.3 101.8	102.1	6.9 6.8	6.9	6.9	3.3 3.3	3.3	3.7	4.8 4.8	4.8	3.8
					Middle	-	- -	-	- -	-	- -	-	- -	-	- -	-		- -	-		- -	-	
					Bottom	4	26.5 26.5	26.5	8.0 8.0	8.0	32.7 32.7	32.7	100.5 100.1	100.3	6.7 6.7	6.7	6.7	4.3 3.9	4.1		2.7 2.8	2.8	
12-Oct-11	Rainy	Moderate	12:36	4.5	Surface	1	26.3 26.3	26.3	8.0 8.0	8.0	31.2 31.2	31.2	96.1 96.1	96.1	6.5 6.5	6.5	6.5	4.8 4.8	4.8	7.7	7.5 7.6	7.6	8.0
					Middle	-	- -	-	- -	-	- -	-	- -	-	- -	-		- -	-		- -	-	
					Bottom	3	26.3 26.3	26.3	8.0 8.0	8.0	31.8 31.8	31.8	91.2 91.2	91.2	6.2 6.2	6.2	6.2	10.2 10.7	10.5		8.4 8.6	8.5	
14-Oct-11	Cloudy	Moderate	13:48	4.8	Surface	1	27.0 27.0	27.0	7.9 7.9	7.9	26.2 26.1	26.2	82.6 85.9	84.3	5.7 5.9	5.8	5.8	6.4 5.9	6.2	6.7	8.4 8.4	8.4	6.6
					Middle	-	- -	-	- -	-	- -	-	- -	-	- -	-		- -	-		- -	-	
					Bottom	4	27.0 27.1	27.1	7.9 7.9	7.9	26.1 26.2	26.2	80.8 81.1	81.0	5.5 5.5	5.5	5.5	6.6 7.5	7.1		4.8 4.8	4.8	
16-Oct-11	Sunny	Moderate	14:43	5.1	Surface	1	26.5 26.6	26.6	8.0 8.0	8.0	30.1 29.9	30.0	73.1 72.3	72.7	5.0 5.0	5.0	5.0	4.5 4.6	4.6	5.0	7.1 7.3	7.2	11.1
					Middle	-	- -	-	- -	-	- -	-	- -	-	- -	-		- -	-		- -	-	
					Bottom	4	26.5 26.6	26.6	8.0 8.0	8.0	30.2 29.0	29.6	72.3 71.5	71.9	4.9 4.9	4.9	4.9	5.0 5.8	5.4		15.0 15.0	15.0	
18-Oct-11	Sunny	Moderate	15:34	5.2	Surface	1	26.5 26.5	26.5	7.9 7.9	7.9	30.8 30.8	30.8	85.2 85.2	85.2	6.4 6.4	6.4	6.4	6.2 6.0	6.1	6.1	7.5 7.4	7.5	9.7
					Middle	-	- -	-	- -	-	- -	-	- -	-	- -	-		- -	-		- -	-	
					Bottom	4	26.4 26.4	26.4	7.9 7.9	7.9	31.1 31.1	31.1	86.2 85.7	86.0	6.5 6.4	6.5	6.5	5.9 6.0	6.0		12.0 12.0	12.0	
22-Oct-11	Sunny	Moderate	08:13	5.1	Surface	1	26.2 26.2	26.2	8.1 8.1	8.1	30.3 30.3	30.3	109.0 94.8	101.9	7.4 6.5	7.0	7.0	8.7 8.4	8.6	8.9	12.0 12.0	12.0	9.7
					Middle	-	- -	-	- -	-	- -	-	- -	-	- -	-		- -	-		- -	-	
					Bottom	4	26.2 26.2	26.2	8.1 8.1	8.1	30.4 30.3	30.4	96.4 92.9	94.7	6.6 6.3	6.5	6.5	9.4 8.7	9.1		7.2 7.5	7.4	
25-Oct-11	Sunny	Moderate	10:59	5	Surface	1	26.3 26.3	26.3	8.3 8.3	8.3	28.7 28.7	28.7	92.0 91.6	91.8	6.2 6.1	6.2	6.2	3.7 3.7	3.7	4.1	6.3 6.3	6.3	6.3
					Middle	-	- -	-	- -	-	- -	-	- -	-	- -	-		- -	-		- -	-	
					Bottom	4	26.3 26.3	26.3	8.3 8.3	8.3	28.7 28.7	28.7	90.4 90.0	90.2	6.1 6.0	6.1	6.1	4.7 4.3	4.5		6.2 6.4	6.3	

Remarks: * DA: Depth-Averaged
** Calm: Small or no wave; Moderate: Between calm and rough; Rough : White capped or rougher

Water Quality Monitoring Results at SR7 - Mid-Ebb Tide

Date	Weather Condition	Sea Condition**	Sampling Time	Water Depth (m)	Sampling Depth (m)		Water Temperature (°C)		pH		Salinity ppt		DO Saturation (%)		Dissolved Oxygen (mg/L)			Turbidity(NTU)			Suspended Solids (mg/L)		
							Value	Average	Value	Average	Value	Average	Value	Average	Value	Average	DA*	Value	Average	DA*	Value	Average	DA*
27-Oct-11	Cloudy	Moderate	13:54	5	Surface	1	26.0 26.0	26.0	8.1 8.1	8.1	31.0 31.0	31.0	101.1 100.5	100.8	6.9 6.8	6.9	6.9	14.4 17.8	16.1	19.2	20.0 19.0	19.5	18.0
					Middle	-	- -	-	- -	-	- -	-	- -	-	- -	-		- -	-		- -	-	
					Bottom	4	26.0 26.0	26.0	8.1 8.1	8.1	31.0 31.0	31.0	100.8 100.2	100.5	6.9 6.8	6.9	6.9	20.6 23.8	22.2		17.0 16.0	16.5	
29-Oct-11	Sunny	Moderate	14:49	5.2	Surface	1	25.9 25.9	25.9	8.1 8.1	8.1	29.8 28.8	29.3	79.3 79.2	79.3	5.4 5.4	5.4	5.4	9.6 9.7	9.7	11.4	12.0 12.0	12.0	13.0
					Middle	-	- -	-	- -	-	- -	-	- -	-	- -	-		- -	-		- -	-	
					Bottom	4	25.9 25.9	25.9	8.1 8.1	8.1	29.8 29.8	29.8	74.2 73.8	74.0	5.1 5.0	5.1	5.1	13.0 13.1	13.1		14.0 14.0	14.0	
31-Oct-11	Sunny	Moderate	16:15	5.2	Surface	1	26.0 26.0	26.0	8.1 8.1	8.1	29.5 29.6	29.6	86.6 86.3	86.5	5.9 5.9	5.9	5.9	7.2 7.1	7.2	7.7	14.0 14.0	14.0	21.3
					Middle	-	- -	-	- -	-	- -	-	- -	-	- -	-		- -	-		- -	-	
					Bottom	4	25.9 25.9	25.9	8.1 8.1	8.1	30.1 30.0	30.1	73.6 73.4	73.5	5.0 5.0	5.0	5.0	7.9 8.2	8.1		28.0 29.0	28.5	

Remarks: * DA: Depth-Averaged
** Calm: Small or no wave; Moderate: Between calm and rough; Rough : White capped or rougher

Water Quality Monitoring Results at SR7 - Mid-Flood Tide

Date	Weather Condition	Sea Condition**	Sampling Time	Water Depth (m)	Sampling Depth (m)		Water Temperature (°C)		pH		Salinity ppt		DO Saturation (%)		Dissolved Oxygen (mg/L)			Turbidity(NTU)			Suspended Solids (mg/L)		
							Value	Average	Value	Average	Value	Average	Value	Average	Value	Average	DA*	Value	Average	DA*	Value	Average	DA*
6-Oct-11	Fine	Moderate	16:43	5	Surface	1	26.2 26.2	26.2	7.8 7.8	7.8	26.7 26.8	26.8	80.5 80.1	80.3	6.1 6.1	6.1	6.1	7.4 7.2	7.3	7.7	12.0 12.0	12.0	11.8
					Middle	-	- -	-	- -	-	- -	-	- -	-	- -	-		- -	-		- -	-	
					Bottom	4	26.2 26.2	26.2	7.8 7.8	7.8	26.7 26.6	26.7	78.8 78.7	78.8	6.0 6.0	6.0	6.0	7.9 8.0	8.0		11.0 12.0	11.5	
8-Oct-11	Sunny	Moderate	17:37	5	Surface	1	26.4 26.4	26.4	8.0 8.0	8.0	31.6 31.6	31.6	89.6 89.5	89.6	6.8 6.8	6.8	6.8	6.7 6.6	6.7	15.3	10.0 10.0	10.0	9.8
					Middle	-	- -	-	- -	-	- -	-	- -	-	- -	-		- -	-		- -	-	
					Bottom	4	26.4 26.4	26.4	8.0 8.0	8.0	32.9 32.9	32.9	86.6 86.5	86.6	6.5 6.5	6.5	6.5	23.4 24.1	23.8		9.7 9.6	9.7	
10-Oct-11	Cloudy	Moderate	18:28	5	Surface	1	26.5 26.5	26.5	8.0 8.0	8.0	32.3 32.4	32.4	100.5 100.0	100.3	6.8 6.7	6.8	6.8	6.1 6.7	6.4	7.3	11.0 11.0	11.0	10.5
					Middle	-	- -	-	- -	-	- -	-	- -	-	- -	-		- -	-		- -	-	
					Bottom	4	26.5 26.5	26.5	8.0 8.0	8.0	32.4 32.3	32.4	100.1 100.0	100.1	6.7 6.7	6.7	6.7	7.5 8.8	8.2		10.0 10.0	10.0	
12-Oct-11	Rainy	Moderate	18:48	5	Surface	1	26.3 26.3	26.3	8.0 8.0	8.0	30.0 31.6	30.8	90.5 90.4	90.5	6.2 6.1	6.2	6.2	6.6 6.5	6.6	6.8	9.2 8.9	9.1	8.8
					Middle	-	- -	-	- -	-	- -	-	- -	-	- -	-		- -	-		- -	-	
					Bottom	4	26.4 26.4	26.4	8.0 8.0	8.0	30.3 31.9	31.1	89.7 89.6	89.7	6.1 6.0	6.1	6.1	6.8 7.1	7.0		8.5 8.6	8.6	
14-Oct-11	Cloudy	Moderate	07:55	4.6	Surface	1	26.5 26.5	26.5	7.9 7.9	7.9	29.1 29.7	29.4	79.3 79.0	79.2	5.4 5.4	5.4	5.4	12.6 13.5	13.1	11.1	9.6 9.5	9.6	10.5
					Middle	-	- -	-	- -	-	- -	-	- -	-	- -	-		- -	-		- -	-	
					Bottom	4	26.4 26.5	26.5	8.0 8.0	8.0	29.4 30.4	29.9	79.8 79.0	79.4	5.4 5.4	5.4	5.4	8.3 9.8	9.1		11.0 12.0	11.5	
16-Oct-11	Sunny	Moderate	09:42	4.8	Surface	1	26.2 26.2	26.2	8.0 8.0	8.0	30.4 31.6	31.0	76.2 75.3	75.8	5.2 5.2	5.2	5.2	9.0 10.2	9.6	11.2	12.0 12.0	12.0	12.0
					Middle	-	- -	-	- -	-	- -	-	- -	-	- -	-		- -	-		- -	-	
					Bottom	4	26.2 26.2	26.2	8.0 8.0	8.0	30.5 30.4	30.5	75.6 75.2	75.4	5.2 5.2	5.2	5.2	13.0 12.3	12.7		12.0 12.0	12.0	
18-Oct-11	Sunny	Moderate	10:39	4.9	Surface	1	26.4 26.4	26.4	7.8 7.8	7.8	30.1 30.1	30.1	88.1 88.1	88.1	6.7 6.7	6.7	6.7	12.5 12.2	12.4	16.8	6.5 6.5	6.5	5.7
					Middle	-	- -	-	- -	-	- -	-	- -	-	- -	-		- -	-		- -	-	
					Bottom	4	26.2 26.2	26.2	7.8 7.8	7.8	30.2 30.2	30.2	84.8 84.8	84.8	6.4 6.4	6.4	6.4	22.0 20.4	21.2		4.9 4.8	4.9	
22-Oct-11	Sunny	Moderate	16:03	4.8	Surface	1	26.5 26.5	26.5	8.3 8.3	8.3	30.0 30.3	30.2	87.4 86.2	86.8	5.9 5.9	5.9	5.9	6.9 7.1	7.0	7.4	14.0 14.0	14.0	14.0
					Middle	-	- -	-	- -	-	- -	-	- -	-	- -	-		- -	-		- -	-	
					Bottom	4	26.5 26.5	26.5	8.3 8.3	8.3	30.4 30.3	30.4	87.6 84.5	86.1	6.0 5.8	5.9	5.9	8.1 7.4	7.8		14.0 14.0	14.0	
25-Oct-11	Sunny	Moderate	17:58	4.9	Surface	1	26.3 26.3	26.3	8.3 8.3	8.3	28.3 28.4	28.4	90.4 90.0	90.2	6.1 6.0	6.1	6.1	6.5 7.1	6.8	7.7	8.8 8.6	8.7	8.0
					Middle	-	- -	-	- -	-	- -	-	- -	-	- -	-		- -	-		- -	-	
					Bottom	4	26.3 26.3	26.3	8.3 8.3	8.3	28.4 28.4	28.4	90.0 90.0	90.0	6.0 6.0	6.0	6.0	7.9 9.2	8.6		7.1 7.3	7.2	

Remarks: * DA: Depth-Averaged
** Calm: Small or no wave; Moderate: Between calm and rough; Rough : White capped or rougher

Water Quality Monitoring Results at SR7 - Mid-Flood Tide

Date	Weather Condition	Sea Condition**	Sampling Time	Water Depth (m)	Sampling Depth (m)		Water Temperature (°C)		pH		Salinity ppt		DO Saturation (%)		Dissolved Oxygen (mg/L)			Turbidity(NTU)			Suspended Solids (mg/L)		
							Value	Average	Value	Average	Value	Average	Value	Average	Value	Average	DA*	Value	Average	DA*	Value	Average	DA*
27-Oct-11	Cloudy	Moderate	06:36	4.8	Surface	1	25.9 25.9	25.9	8.1 8.1	8.1	30.7 30.7	30.7	98.8 99.0	98.9	6.8 6.8	6.8	6.8	6.3 6.3	6.3	7.7	11.0 12.0	11.5	18.5
					Middle	-	- -	-	- -	-	- -	-	- -	-	- -	-		- -	-		- -	-	
					Bottom	4	25.9 25.9	25.9	8.1 8.1	8.1	31.0 31.0	31.0	99.5 99.2	99.4	6.8 6.8	6.8	6.8	9.1 8.8	9.0		25.0 26.0	25.5	
29-Oct-11	Sunny	Moderate	08:56	4.9	Surface	1	26.0 26.0	26.0	8.1 8.1	8.1	29.7 29.7	29.7	79.5 79.7	79.6	5.4 5.4	5.4	5.4	7.5 7.1	7.3	17.0	2.9 3.0	3.0	8.7
					Middle	-	- -	-	- -	-	- -	-	- -	-	- -	-		- -	-		- -	-	
					Bottom	4	25.8 25.8	25.8	8.1 8.1	8.1	28.5 29.6	29.1	79.2 79.1	79.2	5.4 5.4	5.4	5.4	26.7 26.7	26.7		15.0 14.0	14.5	
31-Oct-11	Sunny	Moderate	11:18	4.8	Surface	1	25.7 25.7	25.7	8.1 8.1	8.1	30.0 30.1	30.1	72.3 71.7	72.0	5.0 4.9	5.0	5.0	15.7 15.1	15.4	24.6	5.9 6.0	6.0	6.7
					Middle	-	- -	-	- -	-	- -	-	- -	-	- -	-		- -	-		- -	-	
					Bottom	4	25.6 25.6	25.6	8.1 8.1	8.1	30.0 30.1	30.1	71.9 71.4	71.7	4.9 4.9	4.9	4.9	32.8 34.6	33.7		7.4 7.5	7.5	

Remarks: * DA: Depth-Averaged
** Calm: Small or no wave; Moderate: Between calm and rough; Rough : White capped or rougher

Water Quality Monitoring Results at SR8 - Mid-Ebb Tide

Date	Weather Condition	Sea Condition**	Sampling Time	Water Depth (m)	Sampling Depth (m)		Water Temperature (°C)		pH		Salinity ppt		DO Saturation (%)		Dissolved Oxygen (mg/L)			Turbidity(NTU)			Suspended Solids (mg/L)		
							Value	Average	Value	Average	Value	Average	Value	Average	Value	Average	DA*	Value	Average	DA*	Value	Average	DA*
6-Oct-11	Fine	Moderate	09:45	3	Surface	1	26.5 26.6	26.6	7.8 7.8	7.8	33.0 33.0	33.0	86.5 86.9	86.7	5.8 5.8	5.8	5.8	12.5 12.6	12.6	14.3	10.0 9.9	10.0	9.6
					Middle	-	- -	-	- -	-	- -	-	- -	-	- -	-		- -	-		- -	-	
					Bottom	2	26.5 26.5	26.5	7.8 7.8	7.8	33.1 33.1	33.1	83.9 84.1	84.0	5.6 5.6	5.6	5.6	16.0 15.9	16.0		9.2 9.2	9.2	
8-Oct-11	Sunny	Moderate	10:27	5.2	Surface	1	26.3 26.5	26.4	7.8 7.8	7.8	32.8 32.5	32.7	126.0 127.5	126.8	8.5 8.6	8.6	8.6	15.1 14.8	15.0	11.1	7.5 7.7	7.6	11.8
					Middle	-	- -	-	- -	-	- -	-	- -	-	- -	-		- -	-		- -	-	
					Bottom	4	26.4 26.4	26.4	7.8 7.8	7.8	32.8 32.8	32.8	130.2 124.8	127.5	8.7 8.4	8.6	8.6	7.6 6.8	7.2		16.0 16.0	16.0	
10-Oct-11	Cloudy	Moderate	11:47	4.9	Surface	1	26.6 26.7	26.7	7.8 7.8	7.8	32.5 32.7	32.6	72.6 86.3	79.5	4.9 5.8	5.4	5.4	3.7 3.4	3.6	4.9	13.0 13.0	13.0	12.0
					Middle	-	- -	-	- -	-	- -	-	- -	-	- -	-		- -	-		- -	-	
					Bottom	4	26.7 26.6	26.7	7.8 7.8	7.8	32.8 32.5	32.7	81.4 74.3	77.9	5.4 5.0	5.2	5.2	5.9 6.3	6.1		11.0 11.0	11.0	
12-Oct-11	Rainy	Moderate	13:19	4.3	Surface	1	26.6 26.7	26.7	7.8 7.8	7.8	32.1 32.1	32.1	86.6 82.2	84.4	5.8 5.5	5.7	5.7	13.7 13.8	13.8	15.5	5.9 6.0	6.0	6.1
					Middle	-	- -	-	- -	-	- -	-	- -	-	- -	-		- -	-		- -	-	
					Bottom	3	26.6 26.6	26.6	7.8 7.8	7.8	32.1 32.2	32.2	85.2 80.8	83.0	5.7 5.4	5.6	5.6	17.2 17.1	17.2		6.2 6.2	6.2	
14-Oct-11	Cloudy	Moderate	13:44	4.2	Surface	1	26.7 26.7	26.7	7.8 7.8	7.8	30.7 30.7	30.7	87.4 87.4	87.4	5.9 5.9	5.9	5.9	7.8 7.7	7.8	8.9	10.0 10.0	10.0	10.5
					Middle	-	- -	-	- -	-	- -	-	- -	-	- -	-		- -	-		- -	-	
					Bottom	3	26.7 26.7	26.7	7.8 7.8	7.8	31.1 31.1	31.1	85.6 85.6	85.6	5.8 5.8	5.8	5.8	9.9 10.1	10.0		11.0 11.0	11.0	
16-Oct-11	Sunny	Moderate	14:27	4.3	Surface	1	26.2 26.2	26.2	7.9 7.9	7.9	30.6 30.6	30.6	77.3 77.3	77.3	5.9 5.9	5.9	5.9	13.7 13.7	13.7	14.7	15.0 15.0	15.0	14.0
					Middle	-	- -	-	- -	-	- -	-	- -	-	- -	-		- -	-		- -	-	
					Bottom	3	26.2 26.2	26.2	7.9 7.9	7.9	30.6 30.6	30.6	76.8 76.7	76.8	5.9 5.9	5.9	5.9	15.9 15.5	15.7		13.0 13.0	13.0	
18-Oct-11	Sunny	Moderate	15:42	4.7	Surface	1	26.9 26.9	26.9	8.1 8.1	8.1	32.9 32.9	32.9	99.5 99.3	99.4	6.6 6.6	6.6	6.6	9.4 9.4	9.4	14.9	9.1 9.3	9.2	8.3
					Middle	-	- -	-	- -	-	- -	-	- -	-	- -	-		- -	-		- -	-	
					Bottom	4	26.7 26.7	26.7	8.1 8.1	8.1	33.0 33.0	33.0	94.0 93.5	93.8	6.3 6.2	6.3	6.3	20.4 20.4	20.4		7.5 7.4	7.5	
22-Oct-11	Sunny	Moderate	08:45	4.8	Surface	1	26.4 26.4	26.4	8.1 8.1	8.1	32.7 31.6	32.2	91.8 92.6	92.2	7.0 7.0	7.0	7.0	2.1 2.2	2.2	7.6	12.0 13.0	12.5	12.3
					Middle	-	- -	-	- -	-	- -	-	- -	-	- -	-		- -	-		- -	-	
					Bottom	4	26.1 26.1	26.1	7.9 7.9	7.9	32.4 32.3	32.4	75.7 75.7	75.7	5.8 5.8	5.8	5.8	12.6 13.3	13.0		12.0 12.0	12.0	
25-Oct-11	Sunny	Moderate	11:30	4.9	Surface	1	26.4 26.3	26.4	7.9 7.9	7.9	24.9 24.9	24.9	77.4 77.0	77.2	5.9 5.9	5.9	5.9	1.6 1.8	1.7	1.7	3.0 3.0	3.0	3.2
					Middle	-	- -	-	- -	-	- -	-	- -	-	- -	-		- -	-		- -	-	
					Bottom	4	26.3 26.4	26.4	7.9 7.9	7.9	24.9 24.9	24.9	77.5 77.4	77.5	5.9 5.9	5.9	5.9	1.6 1.6	1.6		3.4 3.5	3.5	

Remarks: * DA: Depth-Averaged
** Calm: Small or no wave; Moderate: Between calm and rough; Rough : White capped or rougher

Water Quality Monitoring Results at SR8 - Mid-Ebb Tide

Date	Weather Condition	Sea Condition**	Sampling Time	Water Depth (m)	Sampling Depth (m)		Water Temperature (°C)		pH		Salinity ppt		DO Saturation (%)		Dissolved Oxygen (mg/L)			Turbidity(NTU)			Suspended Solids (mg/L)		
							Value	Average	Value	Average	Value	Average	Value	Average	Value	Average	DA*	Value	Average	DA*	Value	Average	DA*
27-Oct-11	Cloudy	Moderate	12:45	3.3	Surface	1	27.5 27.5	27.5	7.6 7.6	7.6	33.8 33.8	33.8	88.3 88.1	88.2	6.2 6.2	6.2	6.2	9.0 9.0	9.0	14.5	4.8 4.8	4.8	7.4
					Middle	-	- -	-	- -	-	- -	-	- -	-	- -	-		- -	-		- -	-	
					Bottom	2	27.4 27.4	27.4	7.6 7.6	7.6	33.9 33.9	33.9	83.7 83.3	83.5	5.9 5.9	5.9	5.9	20.0 20.0	20.0		9.9 10.0	10.0	
29-Oct-11	Sunny	Moderate	14:28	4.2	Surface	1	26.2 26.2	26.2	7.9 7.9	7.9	30.6 30.6	30.6	77.3 77.2	77.3	5.9 5.9	5.9	5.9	13.7 13.8	13.8	14.8	11.0 11.0	11.0	10.5
					Middle	-	- -	-	- -	-	- -	-	- -	-	- -	-		- -	-		- -	-	
					Bottom	3	26.2 26.2	26.2	7.9 7.9	7.9	30.6 30.6	30.6	76.8 76.7	76.8	5.9 5.9	5.9	5.9	16.0 15.6	15.8		10.0 10.0	10.0	
31-Oct-11	Sunny	Moderate	16:04	4.1	Surface	1	26.7 26.7	26.7	7.8 7.8	7.8	25.7 25.7	25.7	87.4 87.4	87.4	5.9 5.9	5.9	5.9	7.8 7.7	7.8	8.9	17.0 17.0	17.0	15.0
					Middle	-	- -	-	- -	-	- -	-	- -	-	- -	-		- -	-		- -	-	
					Bottom	3	26.7 26.7	26.7	7.8 7.8	7.8	26.0 26.0	26.0	85.6 85.6	85.6	5.8 5.8	5.8	5.8	9.9 10.1	10.0		13.0 13.0	13.0	

Remarks: * DA: Depth-Averaged
** Calm: Small or no wave; Moderate: Between calm and rough; Rough : White capped or rougher

Water Quality Monitoring Results at SR8 - Mid-Flood Tide

Date	Weather Condition	Sea Condition**	Sampling Time	Water Depth (m)	Sampling Depth (m)		Water Temperature (°C)		pH		Salinity ppt		DO Saturation (%)		Dissolved Oxygen (mg/L)			Turbidity(NTU)			Suspended Solids (mg/L)		
							Value	Average	Value	Average	Value	Average	Value	Average	Value	Average	DA*	Value	Average	DA*	Value	Average	DA*
6-Oct-11	Fine	Moderate	16:13	4	Surface	1	26.7 26.7	26.7	7.8 7.8	7.8	33.0 33.0	33.0	90.5 90.3	90.4	6.0 6.0	6.0	6.0	9.3 9.3	9.3	14.8	16.0 16.0	16.0	15.3
					Middle	-	- -	-	- -	-	- -	-	- -	-	- -	-		- -	-		- -	-	
					Bottom	3	26.6 26.6	26.6	7.8 7.8	7.8	33.1 33.1	33.1	85.5 85.0	85.3	5.7 5.7	5.7	5.7	20.3 20.3	20.3		15.0 14.0	14.5	
8-Oct-11	Sunny	Moderate	16:40	4.8	Surface	1	26.3 26.7	26.5	7.9 7.8	7.9	32.8 32.6	32.7	124.1 118.5	121.3	8.3 7.9	8.1	8.1	4.8 5.0	4.9	5.0	5.2 5.0	5.1	9.6
					Middle	-	- -	-	- -	-	- -	-	- -	-	- -	-		- -	-		- -	-	
					Bottom	4	26.7 26.7	26.7	7.8 7.8	7.8	32.6 32.6	32.6	115.7 112.5	114.1	7.7 7.5	7.6	7.6	5.0 5.0	5.0		14.0 14.0	14.0	
10-Oct-11	Cloudy	Moderate	18:01	5	Surface	1	26.5 26.6	26.6	7.8 7.8	7.8	33.7 33.8	33.8	87.0 74.8	80.9	5.8 5.0	5.4	5.4	4.9 4.3	4.6	5.5	7.4 7.3	7.4	7.7
					Middle	-	- -	-	- -	-	- -	-	- -	-	- -	-		- -	-		- -	-	
					Bottom	4	26.7 26.6	26.7	7.8 7.8	7.8	33.6 33.8	33.7	82.6 74.2	78.4	5.5 4.9	5.2	5.2	6.7 6.0	6.4		8.0 8.0	8.0	
12-Oct-11	Rainy	Moderate	18:28	4.1	Surface	1	26.7 26.7	26.7	7.8 7.8	7.8	31.9 32.0	32.0	88.9 87.9	88.4	6.0 5.9	6.0	6.0	10.5 10.5	10.5	16.0	16.0 16.0	16.0	11.5
					Middle	-	- -	-	- -	-	- -	-	- -	-	- -	-		- -	-		- -	-	
					Bottom	3	26.6 26.6	26.6	7.8 7.9	7.9	31.9 32.1	32.0	86.4 85.3	85.9	5.8 5.7	5.8	5.8	21.5 21.5	21.5		6.9 6.9	6.9	
14-Oct-11	Cloudy	Moderate	08:30	4.1	Surface	1	26.7 26.7	26.7	7.8 7.8	7.8	31.1 31.1	31.1	86.8 86.5	86.7	5.8 5.8	5.8	5.8	8.1 8.1	8.1	10.8	9.8 9.6	9.7	10.9
					Middle	-	- -	-	- -	-	- -	-	- -	-	- -	-		- -	-		- -	-	
					Bottom	3	26.7 26.7	26.7	7.8 7.8	7.8	31.3 31.3	31.3	77.5 77.5	77.5	5.2 5.2	5.2	5.2	13.5 13.5	13.5		12.0 12.0	12.0	
16-Oct-11	Sunny	Moderate	10:13	4.2	Surface	1	26.2 26.2	26.2	7.9 7.9	7.9	30.6 30.6	30.6	79.0 78.3	78.7	6.0 6.0	6.0	6.0	14.3 14.2	14.3	17.1	19.0 19.0	19.0	16.0
					Middle	-	- -	-	- -	-	- -	-	- -	-	- -	-		- -	-		- -	-	
					Bottom	3	26.2 26.2	26.2	7.9 7.9	7.9	30.6 30.7	30.7	76.3 76.3	76.3	5.8 5.8	5.8	5.8	19.4 20.2	19.8		13.0 13.0	13.0	
18-Oct-11	Sunny	Moderate	11:05	3.4	Surface	1	26.3 26.4	26.4	8.0 8.1	8.1	32.9 32.8	32.9	95.1 95.5	95.3	6.3 6.4	6.4	6.4	12.7 12.8	12.8	14.5	8.9 9.0	9.0	8.5
					Middle	-	- -	-	- -	-	- -	-	- -	-	- -	-		- -	-		- -	-	
					Bottom	2	26.2 26.2	26.2	8.0 8.1	8.1	33.0 33.0	33.0	92.2 92.5	92.4	6.2 6.2	6.2	6.2	16.2 16.1	16.2		8.0 7.9	8.0	
22-Oct-11	Sunny	Moderate	15:43	4.7	Surface	1	26.3 26.3	26.3	8.0 8.0	8.0	30.9 32.2	31.6	89.4 90.9	90.2	6.9 6.9	6.9	6.9	2.5 2.5	2.5	10.5	11.0 10.0	10.5	10.8
					Middle	-	- -	-	- -	-	- -	-	- -	-	- -	-		- -	-		- -	-	
					Bottom	4	26.1 26.1	26.1	7.9 7.9	7.9	33.2 31.7	32.5	67.5 67.5	67.5	5.1 5.2	5.2	5.2	17.9 18.8	18.4		11.0 11.0	11.0	
25-Oct-11	Sunny	Moderate	17:17	4.8	Surface	1	26.5 26.5	26.5	7.9 7.9	7.9	25.0 25.0	25.0	78.6 78.6	78.6	6.0 6.0	6.0	6.0	1.9 2.1	2.0	2.0	7.3 7.2	7.3	10.1
					Middle	-	- -	-	- -	-	- -	-	- -	-	- -	-		- -	-		- -	-	
					Bottom	4	26.5 26.5	26.5	7.9 7.9	7.9	25.0 25.0	25.0	78.7 78.4	78.6	6.0 6.0	6.0	6.0	1.9 1.9	1.9		13.0 13.0	13.0	

Remarks: * DA: Depth-Averaged
** Calm: Small or no wave; Moderate: Between calm and rough; Rough : White capped or rougher

Water Quality Monitoring Results at SR8 - Mid-Flood Tide

Date	Weather Condition	Sea Condition**	Sampling Time	Water Depth (m)	Sampling Depth (m)		Water Temperature (°C)		pH		Salinity ppt		DO Saturation (%)		Dissolved Oxygen (mg/L)			Turbidity(NTU)			Suspended Solids (mg/L)		
							Value	Average	Value	Average	Value	Average	Value	Average	Value	Average	DA*	Value	Average	DA*	Value	Average	DA*
27-Oct-11	Cloudy	Moderate	07:37	4.2	Surface	1	27.3 27.4	27.4	7.6 7.6	7.6	33.8 33.8	33.8	84.7 85.1	84.9	6.0 6.0	6.0	6.0	12.2 12.3	12.3	14.0	6.8 6.8	6.8	6.6
					Middle	-	- -	-	- -	-	- -	-	- -	-	- -	-		- -	-		- -	-	
					Bottom	3	27.3 27.3	27.3	7.6 7.6	7.6	33.9 33.9	33.9	82.4 82.6	82.5	5.8 5.8	5.8	5.8	15.7 15.6	15.7		6.4 6.5	6.5	
29-Oct-11	Sunny	Moderate	09:18	4.8	Surface	1	26.3 26.4	26.4	7.9 7.9	7.9	24.9 24.8	24.9	73.3 73.7	73.5	5.6 5.6	5.6	5.6	1.6 1.5	1.6	1.6	16.0 16.0	16.0	11.0
					Middle	-	- -	-	- -	-	- -	-	- -	-	- -	-		- -	-		- -	-	
					Bottom	4	26.4 26.4	26.4	7.9 7.9	7.9	24.9 24.9	24.9	72.5 72.6	72.6	5.5 5.5	5.5	5.5	1.6 1.5	1.6		5.9 5.9	5.9	
31-Oct-11	Sunny	Moderate	11:13	4.3	Surface	1	26.7 26.7	26.7	7.9 7.8	7.9	26.1 26.0	26.1	86.8 86.5	86.7	5.8 5.8	5.8	5.8	6.9 6.9	6.9	9.6	22.0 22.0	22.0	18.0
					Middle	-	- -	-	- -	-	- -	-	- -	-	- -	-		- -	-		- -	-	
					Bottom	3	26.7 26.7	26.7	7.8 7.8	7.8	26.2 26.2	26.2	77.5 77.5	77.5	5.2 5.2	5.2	5.2	12.3 12.3	12.3		14.0 14.0	14.0	

Remarks: * DA: Depth-Averaged
** Calm: Small or no wave; Moderate: Between calm and rough; Rough : White capped or rougher

Water Quality Monitoring Results at SR9 - Mid-Ebb Tide

Date	Weather Condition	Sea Condition**	Sampling Time	Water Depth (m)	Sampling Depth (m)		Water Temperature (°C)		pH		Salinity ppt		DO Saturation (%)		Dissolved Oxygen (mg/L)			Turbidity(NTU)			Suspended Solids (mg/L)		
							Value	Average	Value	Average	Value	Average	Value	Average	Value	Average	DA*	Value	Average	DA*	Value	Average	DA*
6-Oct-11	Fine	Moderate	09:02	3.8	Surface	1	26.6 26.6	26.6	7.8 7.8	7.8	33.1 33.1	33.1	92.7 90.1	91.4	6.2 6.0	6.1	6.1	7.0 7.4	7.2	8.3	7.1 7.1	7.1	6.8
					Middle	-	- -	-	- -	-	- -	-	- -	-	- -	-		- -	-		- -	-	
					Bottom	3	26.5 26.5	26.5	7.8 7.8	7.8	33.1 33.1	33.1	90.3 88.7	89.5	6.0 5.9	6.0	6.0	8.6 9.9	9.3		6.4 6.4	6.4	
8-Oct-11	Sunny	Moderate	10:40	4.5	Surface	1	26.3 26.4	26.4	7.8 7.8	7.8	32.8 32.6	32.7	129.2 125.7	127.5	8.7 8.4	8.6	8.6	6.6 6.8	6.7	7.9	8.6 8.8	8.7	8.1
					Middle	-	- -	-	- -	-	- -	-	- -	-	- -	-		- -	-		- -	-	
					Bottom	4	26.3 26.3	26.3	7.8 7.8	7.8	32.8 32.8	32.8	113.7 114.8	114.3	7.6 7.7	7.7	7.7	8.8 9.3	9.1		7.4 7.5	7.5	
10-Oct-11	Cloudy	Moderate	12:01	5	Surface	1	26.7 26.6	26.7	7.8 7.8	7.8	32.9 32.9	32.9	77.2 75.8	76.5	5.2 5.1	5.2	5.2	3.5 4.1	3.8	5.4	13.0 12.0	12.5	12.3
					Middle	-	- -	-	- -	-	- -	-	- -	-	- -	-		- -	-		- -	-	
					Bottom	4	26.6 26.6	26.6	7.8 7.8	7.8	32.9 32.9	32.9	74.1 73.7	73.9	4.9 4.9	4.9	4.9	7.2 6.8	7.0		12.0 12.0	12.0	
12-Oct-11	Rainy	Moderate	13:35	4.3	Surface	1	26.7 26.6	26.7	7.8 7.8	7.8	31.0 32.2	31.6	86.3 83.2	84.8	5.8 5.6	5.7	5.7	8.2 8.6	8.4	9.5	3.1 3.1	3.1	3.6
					Middle	-	- -	-	- -	-	- -	-	- -	-	- -	-		- -	-		- -	-	
					Bottom	3	26.6 26.6	26.6	7.8 7.8	7.8	31.0 32.2	31.6	84.9 82.5	83.7	5.7 5.5	5.6	5.6	9.8 11.1	10.5		4.1 4.1	4.1	
14-Oct-11	Cloudy	Moderate	13:30	4.2	Surface	1	26.7 26.7	26.7	7.8 7.8	7.8	31.2 31.2	31.2	78.6 78.5	78.6	5.3 5.3	5.3	5.3	5.2 5.1	5.2	5.7	12.0 12.0	12.0	10.3
					Middle	-	- -	-	- -	-	- -	-	- -	-	- -	-		- -	-		- -	-	
					Bottom	3	26.7 26.7	26.7	7.8 7.8	7.8	31.5 31.5	31.5	78.1 78.1	78.1	5.2 5.2	5.2	5.2	6.1 6.1	6.1		8.7 8.5	8.6	
16-Oct-11	Sunny	Moderate	14:10	4.3	Surface	1	26.3 26.3	26.3	7.9 7.9	7.9	30.6 30.6	30.6	78.0 78.0	78.0	6.0 6.0	6.0	6.0	5.5 5.7	5.6	5.8	14.0 14.0	14.0	12.0
					Middle	-	- -	-	- -	-	- -	-	- -	-	- -	-		- -	-		- -	-	
					Bottom	3	26.3 26.3	26.3	7.9 7.9	7.9	30.7 30.7	30.7	77.3 77.3	77.3	5.9 5.9	5.9	5.9	5.9 5.9	5.9		10.0 10.0	10.0	
18-Oct-11	Sunny	Moderate	15:27	4.8	Surface	1	26.8 26.7	26.8	8.1 8.1	8.1	32.9 33.0	33.0	98.5 99.8	99.2	6.6 6.7	6.7	6.7	10.3 10.9	10.6	11.1	8.6 8.8	8.7	8.0
					Middle	-	- -	-	- -	-	- -	-	- -	-	- -	-		- -	-		- -	-	
					Bottom	4	26.7 26.7	26.7	8.1 8.1	8.1	33.0 33.0	33.0	97.0 97.6	97.3	6.5 6.5	6.5	6.5	11.3 11.8	11.6		7.5 7.2	7.4	
22-Oct-11	Sunny	Moderate	09:03	4.3	Surface	1	26.2 26.2	26.2	7.9 7.9	7.9	32.7 32.3	32.5	69.9 69.9	69.9	5.3 5.3	5.3	5.3	7.4 7.4	7.4	9.4	6.3 6.3	6.3	7.6
					Middle	-	- -	-	- -	-	- -	-	- -	-	- -	-		- -	-		- -	-	
					Bottom	3	26.1 26.1	26.1	7.8 7.8	7.8	31.9 30.5	31.2	63.0 63.0	63.0	4.8 4.9	4.9	4.9	11.4 11.2	11.3		8.9 8.9	8.9	
25-Oct-11	Sunny	Moderate	11:47	4.9	Surface	1	26.3 26.4	26.4	7.9 7.9	7.9	24.9 24.9	24.9	75.1 75.3	75.2	5.7 5.7	5.7	5.7	1.5 1.7	1.6	1.8	3.9 3.8	3.9	5.1
					Middle	-	- -	-	- -	-	- -	-	- -	-	- -	-		- -	-		- -	-	
					Bottom	4	26.4 26.4	26.4	7.9 7.9	7.9	24.9 24.9	24.9	76.8 76.8	76.8	5.8 5.8	5.8	5.8	1.9 1.9	1.9		6.4 6.3	6.4	

Remarks: * DA: Depth-Averaged
** Calm: Small or no wave; Moderate: Between calm and rough; Rough : White capped or rougher

Water Quality Monitoring Results at SR9 - Mid-Ebb Tide

Date	Weather Condition	Sea Condition**	Sampling Time	Water Depth (m)	Sampling Depth (m)		Water Temperature (°C)		pH		Salinity ppt		DO Saturation (%)		Dissolved Oxygen (mg/L)			Turbidity(NTU)			Suspended Solids (mg/L)		
							Value	Average	Value	Average	Value	Average	Value	Average	Value	Average	DA*	Value	Average	DA*	Value	Average	DA*
27-Oct-11	Cloudy	Moderate	12:20	3.9	Surface	1	27.4 27.4	27.4	7.6 7.6	7.6	33.9 33.9	33.9	87.5 88.8	88.2	6.2 6.2	6.2	6.2	9.9 10.5	10.2	10.7	9.2 9.5	9.4	10.2
					Middle	-	- -	-	- -	-	- -	-	- -	-	- -	-		- -	-		- -	-	
					Bottom	3	27.3 27.3	27.3	7.6 7.6	7.6	33.9 33.9	33.9	86.4 86.8	86.6	6.1 6.1	6.1	6.1	10.9 11.4	11.2		11.0 11.0	11.0	
29-Oct-11	Sunny	Moderate	14:13	3.8	Surface	1	26.3 26.3	26.3	7.9 7.9	7.9	30.6 30.6	30.6	78.0 77.9	78.0	6.0 5.9	6.0	6.0	5.5 5.7	5.6	5.8	5.6 5.4	5.5	5.5
					Middle	-	- -	-	- -	-	- -	-	- -	-	- -	-		- -	-		- -	-	
					Bottom	3	26.2 26.3	26.3	7.9 7.9	7.9	30.7 30.7	30.7	77.3 77.3	77.3	5.9 5.9	5.9	5.9	5.9 5.9	5.9		5.5 5.4	5.5	
31-Oct-11	Sunny	Moderate	15:49	4.8	Surface	1	26.7 26.7	26.7	7.8 7.8	7.8	26.1 26.1	26.1	78.6 78.5	78.6	5.3 5.3	5.3	5.3	5.2 5.1	5.2	5.7	17.0 16.0	16.5	15.8
					Middle	-	- -	-	- -	-	- -	-	- -	-	- -	-		- -	-		- -	-	
					Bottom	4	26.7 26.7	26.7	7.8 7.8	7.8	26.4 26.4	26.4	78.1 78.1	78.1	5.2 5.2	5.2	5.2	6.1 6.1	6.1		15.0 15.0	15.0	

Remarks: * DA: Depth-Averaged
** Calm: Small or no wave; Moderate: Between calm and rough; Rough : White capped or rougher

Water Quality Monitoring Results at SR9 - Mid-Flood Tide

Date	Weather Condition	Sea Condition**	Sampling Time	Water Depth (m)	Sampling Depth (m)		Water Temperature (°C)		pH		Salinity ppt		DO Saturation (%)		Dissolved Oxygen (mg/L)			Turbidity(NTU)			Suspended Solids (mg/L)		
							Value	Average	Value	Average	Value	Average	Value	Average	Value	Average	DA*	Value	Average	DA*	Value	Average	DA*
6-Oct-11	Fine	Moderate	15:50	3	Surface	1	26.6 26.6	26.6	7.8 7.8	7.8	33.1 33.1	33.1	89.6 90.8	90.2	6.0 6.1	6.1	6.1	10.2 10.8	10.5	11.0	14.0 14.0	14.0	12.5
					Middle	-	- -	-	- -	-	- -	-	- -	-	- -	-		- -	-		- -	-	
					Bottom	2	26.5 26.5	26.5	7.8 7.8	7.8	33.1 33.1	33.1	88.2 88.8	88.5	5.9 5.9	5.9	5.9	11.2 11.7	11.5		11.0 11.0	11.0	
8-Oct-11	Sunny	Moderate	16:26	5	Surface	1	26.4 26.3	26.4	7.9 7.9	7.9	32.8 32.8	32.8	125.6 125.3	125.5	8.4 8.4	8.4	8.4	8.8 8.2	8.5	12.0	12.0 12.0	12.0	13.0
					Middle	-	- -	-	- -	-	- -	-	- -	-	- -	-		- -	-		- -	-	
					Bottom	4	26.3 26.3	26.3	7.9 7.9	7.9	32.8 32.8	32.8	126.4 124.7	125.6	8.5 8.4	8.5	8.5	15.2 15.5	15.4		14.0 14.0	14.0	
10-Oct-11	Cloudy	Moderate	17:47	5.1	Surface	1	26.7 26.6	26.7	7.8 7.8	7.8	32.2 32.2	32.2	77.7 73.5	75.6	5.2 4.9	5.1	5.1	10.7 11.6	11.2	12.4	5.5 5.3	5.4	5.1
					Middle	-	- -	-	- -	-	- -	-	- -	-	- -	-		- -	-		- -	-	
					Bottom	4	26.6 26.6	26.6	7.8 7.8	7.8	32.3 32.4	32.4	76.4 73.3	74.9	5.1 4.9	5.0	5.0	13.9 13.2	13.6		4.9 4.7	4.8	
12-Oct-11	Rainy	Moderate	18:14	4.1	Surface	1	26.7 26.6	26.7	7.8 7.9	7.9	32.1 32.3	32.2	84.1 84.4	84.3	5.6 5.7	5.7	5.7	11.4 12.0	11.7	12.2	8.6 8.7	8.7	10.3
					Middle	-	- -	-	- -	-	- -	-	- -	-	- -	-		- -	-		- -	-	
					Bottom	3	26.6 26.6	26.6	7.9 7.9	7.9	32.1 32.3	32.2	83.3 83.4	83.4	5.6 5.6	5.6	5.6	12.4 12.9	12.7		12.0 12.0	12.0	
14-Oct-11	Cloudy	Moderate	08:41	4.8	Surface	1	26.7 26.7	26.7	7.8 7.8	7.8	28.9 28.9	28.9	79.9 79.5	79.7	5.4 5.4	5.4	5.4	5.6 5.4	5.5	6.3	6.4 6.4	6.4	6.2
					Middle	-	- -	-	- -	-	- -	-	- -	-	- -	-		- -	-		- -	-	
					Bottom	4	26.7 26.7	26.7	7.8 7.8	7.8	31.4 31.4	31.4	76.3 76.3	76.3	5.1 5.1	5.1	5.1	7.1 7.0	7.1		6.0 6.1	6.1	
16-Oct-11	Sunny	Moderate	10:28	4.3	Surface	1	26.3 26.3	26.3	7.9 7.9	7.9	30.5 30.5	30.5	82.0 82.0	82.0	6.3 6.3	6.3	6.3	5.1 5.1	5.1	12.0	17.0 17.0	17.0	17.0
					Middle	-	- -	-	- -	-	- -	-	- -	-	- -	-		- -	-		- -	-	
					Bottom	3	26.3 26.3	26.3	7.9 7.9	7.9	30.7 30.7	30.7	77.1 77.1	77.1	5.9 5.9	5.9	5.9	20.5 17.0	18.8		17.0 17.0	17.0	
18-Oct-11	Sunny	Moderate	11:23	4.2	Surface	1	26.4 26.4	26.4	8.0 8.1	8.1	33.0 33.0	33.0	101.9 99.1	100.5	6.8 6.6	6.7	6.7	7.2 7.6	7.4	8.5	7.1 7.3	7.2	6.9
					Middle	-	- -	-	- -	-	- -	-	- -	-	- -	-		- -	-		- -	-	
					Bottom	3	26.3 26.3	26.3	8.0 8.1	8.1	33.0 33.0	33.0	99.3 97.5	98.4	6.6 6.5	6.6	6.6	8.8 10.1	9.5		6.5 6.5	6.5	
22-Oct-11	Sunny	Moderate	15:28	3.3	Surface	1	26.3 26.3	26.3	7.9 7.9	7.9	31.8 31.0	31.4	68.4 68.4	68.4	5.2 5.2	5.2	5.2	7.2 7.1	7.2	8.0	6.2 6.3	6.3	7.0
					Middle	-	- -	-	- -	-	- -	-	- -	-	- -	-		- -	-		- -	-	
					Bottom	2	26.3 26.3	26.3	7.9 7.9	7.9	30.5 31.0	30.8	75.8 75.8	75.8	5.8 5.8	5.8	5.8	8.8 8.6	8.7		7.7 7.7	7.7	
25-Oct-11	Sunny	Moderate	17:02	3.9	Surface	1	26.5 26.5	26.5	7.9 7.9	7.9	25.0 25.0	25.0	76.4 76.4	76.4	5.8 5.8	5.8	5.8	1.8 2.0	1.9	2.1	13.0 13.0	13.0	9.7
					Middle	-	- -	-	- -	-	- -	-	- -	-	- -	-		- -	-		- -	-	
					Bottom	4	26.5 26.5	26.5	7.9 7.9	7.9	25.0 25.0	25.0	78.0 78.0	78.0	5.9 5.9	5.9	5.9	2.2 2.2	2.2		6.4 6.5	6.5	

Remarks: * DA: Depth-Averaged
** Calm: Small or no wave; Moderate: Between calm and rough; Rough : White capped or rougher

Water Quality Monitoring Results at SR9 - Mid-Flood Tide

Date	Weather Condition	Sea Condition**	Sampling Time	Water Depth (m)	Sampling Depth (m)		Water Temperature (°C)		pH		Salinity ppt		DO Saturation (%)		Dissolved Oxygen (mg/L)			Turbidity(NTU)			Suspended Solids (mg/L)		
							Value	Average	Value	Average	Value	Average	Value	Average	Value	Average	DA*	Value	Average	DA*	Value	Average	DA*
27-Oct-11	Cloudy	Moderate	07:58	3.8	Surface	1	27.4 27.4	27.4	7.6 7.6	7.6	33.9 33.9	33.9	90.5 88.1	89.3	6.4 6.2	6.3	6.3	6.7 7.1	6.9	8.0	11.0 11.0	11.0	8.1
					Middle	-	- -	-	- -	-	- -	-	- -	-	- -	-		- -	-		- -	-	
					Bottom	3	27.3 27.3	27.3	7.6 7.6	7.6	33.9 33.9	33.9	88.4 86.8	87.6	6.2 6.1	6.2	6.2	8.3 9.6	9.0		5.1 5.3	5.2	
29-Oct-11	Sunny	Moderate	09:30	4.8	Surface	1	26.3 26.4	26.4	7.9 7.9	7.9	24.9 24.8	24.9	70.1 70.3	70.2	5.3 5.3	5.3	5.3	1.5 1.4	1.5	1.7	6.1 6.2	6.2	6.4
					Middle	-	- -	-	- -	-	- -	-	- -	-	- -	-		- -	-		- -	-	
					Bottom	4	26.4 26.4	26.4	7.9 7.9	7.9	24.9 24.8	24.9	71.8 71.4	71.6	5.5 5.4	5.5	5.5	1.9 1.7	1.8		6.5 6.6	6.6	
31-Oct-11	Sunny	Moderate	11:25	4.2	Surface	1	26.2 26.2	26.2	7.9 7.9	7.9	27.6 27.1	27.4	69.9 69.9	69.9	5.3 5.3	5.3	5.3	6.7 6.7	6.7	8.7	14.0 14.0	14.0	16.0
					Middle	-	- -	-	- -	-	- -	-	- -	-	- -	-		- -	-		- -	-	
					Bottom	3	26.1 26.1	26.1	7.8 7.8	7.8	26.8 25.4	26.1	63.0 63.0	63.0	4.8 4.9	4.9	4.9	10.7 10.5	10.6		18.0 18.0	18.0	

Remarks: * DA: Depth-Averaged
** Calm: Small or no wave; Moderate: Between calm and rough; Rough : White capped or rougher

Water Quality Monitoring Results at SR10A - Mid-Ebb Tide

Date	Weather Condition	Sea Condition**	Sampling Time	Water Depth (m)	Sampling Depth (m)		Water Temperature (°C)		pH		Salinity ppt		DO Saturation (%)		Dissolved Oxygen (mg/L)			Turbidity(NTU)			Suspended Solids (mg/L)		
							Value	Average	Value	Average	Value	Average	Value	Average	Value	Average	DA*	Value	Average	DA*	Value	Average	DA*
6-Oct-11	Fine	Moderate	07:01	7.9	Surface	1	26.8 26.8	26.8	7.8 7.9	7.9	33.3 33.3	33.3	85.1 85.3	85.2	5.7 5.7	5.7	5.7	6.7 6.6	6.7	6.9	8.2 8.3	8.3	7.8
					Middle	4	26.8 26.8	26.8	7.8 7.9	7.9	33.3 33.3	33.3	84.8 85.2	85.0	5.6 5.7	5.7		6.6 7.0	6.8		7.1 7.0	7.1	
					Bottom	7	26.8 26.8	26.8	7.9 7.9	7.9	33.3 33.3	33.3	83.8 84.4	84.1	5.6 5.6	5.6	5.6	6.9 7.3	7.1		8.0 8.2	8.1	
8-Oct-11	Sunny	Moderate	08:55	10	Surface	1	26.8 26.8	26.8	7.8 7.8	7.8	32.7 32.8	32.8	125.9 121.5	123.7	8.4 8.1	8.3	8.3	3.3 3.4	3.4	5.0	9.2 9.6	9.4	10.8
					Middle	5	26.6 26.6	26.6	7.8 7.8	7.8	32.9 32.9	32.9	124.1 124.1	124.1	8.3 8.3	8.3		4.1 4.3	4.2		15.0 15.0	15.0	
					Bottom	9	26.6 26.6	26.6	7.8 7.8	7.8	32.9 32.9	32.9	112.0 112.0	112.0	7.5 7.5	7.5	7.5	7.5 7.3	7.4		8.0 7.7	7.9	
10-Oct-11	Cloudy	Moderate	10:15	10	Surface	1	26.6 26.6	26.6	7.7 7.7	7.7	32.9 32.9	32.9	73.1 71.1	72.1	4.9 4.7	4.8	4.8	4.7 4.9	4.8	7.4	15.0 15.0	15.0	11.9
					Middle	5	26.6 26.6	26.6	7.7 7.7	7.7	32.9 32.9	32.9	73.5 70.4	72.0	4.9 4.7	4.8		8.1 8.8	8.5		9.8 9.6	9.7	
					Bottom	9	26.6 26.6	26.6	7.7 7.7	7.7	33.0 32.9	33.0	72.0 70.1	71.1	4.8 4.7	4.8	4.8	8.9 8.8	8.9		11.0 11.0	11.0	
12-Oct-11	Rainy	Moderate	11:25	15	Surface	1	26.6 26.6	26.6	7.8 7.8	7.8	31.8 32.1	32.0	82.0 80.8	81.4	5.5 5.4	5.5	5.5	7.9 7.8	7.9	11.4	7.4 7.5	7.5	12.5
					Middle	7.5	26.6 26.6	26.6	7.9 7.8	7.9	31.9 32.3	32.1	81.7 80.4	81.1	5.5 5.4	5.5		7.8 8.2	8.0		11.0 11.0	11.0	
					Bottom	14	26.6 26.6	26.6	7.8 7.8	7.8	32.0 32.3	32.2	80.1 79.9	80.0	5.4 5.3	5.4	5.4	18.1 18.5	18.3		19.0 19.0	19.0	
14-Oct-11	Cloudy	Moderate	15:39	12	Surface	1	26.5 26.5	26.5	7.7 7.7	7.7	31.5 31.5	31.5	78.7 78.2	78.5	5.3 5.3	5.3	5.3	8.3 7.9	8.1	9.6	9.3 9.7	9.5	10.7
					Middle	6	26.5 26.5	26.5	7.7 7.7	7.7	31.9 31.8	31.9	78.0 77.7	77.9	5.3 5.2	5.3		10.0 9.9	10.0		12.0 11.0	11.5	
					Bottom	11	26.5 26.5	26.5	7.7 7.7	7.7	31.9 31.9	31.9	77.0 76.8	76.9	5.2 5.2	5.2	5.2	10.8 10.8	10.8		11.0 11.0	11.0	
16-Oct-11	Sunny	Moderate	16:29	10.2	Surface	1	26.3 26.3	26.3	7.8 7.8	7.8	31.4 31.3	31.4	73.7 73.6	73.7	5.6 5.6	5.6	5.6	5.9 5.9	5.9	7.6	24.0 24.0	24.0	17.0
					Middle	5	26.3 26.3	26.3	7.8 7.8	7.8	31.5 31.5	31.5	73.1 73.0	73.1	5.6 5.5	5.6		8.1 7.9	8.0		14.0 14.0	14.0	
					Bottom	9	26.3 26.3	26.3	7.8 7.8	7.8	31.5 31.5	31.5	72.8 72.8	72.8	5.5 5.5	5.5	5.5	9.0 8.5	8.8		13.0 13.0	13.0	
18-Oct-11	Sunny	Moderate	17:13	8.3	Surface	1	26.9 26.9	26.9	8.1 8.1	8.1	33.1 33.2	33.2	92.4 92.2	92.3	6.1 6.1	6.1	6.1	7.5 7.1	7.3	7.8	9.2 9.3	9.3	7.1
					Middle	4	26.9 26.9	26.9	8.1 8.1	8.1	33.2 33.2	33.2	92.2 91.6	91.9	6.1 6.1	6.1		7.5 8.2	7.9		5.8 5.9	5.9	
					Bottom	7	26.9 26.9	26.9	8.1 8.1	8.1	33.2 33.2	33.2	92.1 91.5	91.8	6.1 6.1	6.1	6.1	7.8 8.3	8.1		6.4 6.1	6.3	
22-Oct-11	Sunny	Moderate	07:00	11.9	Surface	1	25.9 25.9	25.9	7.8 7.8	7.8	27.9 27.9	27.9	88.5 88.5	88.5	6.7 6.7	6.7	6.3	2.6 2.7	2.7	2.6	6.7 7.0	6.9	6.7
					Middle	6	25.8 25.8	25.8	7.8 7.8	7.8	28.3 28.3	28.3	78.1 78.3	78.2	5.9 5.9	5.9		2.6 2.6	2.6		6.0 5.9	6.0	
					Bottom	11	25.8 25.8	25.8	7.8 7.8	7.8	28.3 28.3	28.3	78.1 77.8	78.0	5.9 5.9	5.9	5.9	2.6 2.5	2.6		7.3 7.4	7.4	
25-Oct-11	Sunny	Moderate	09:45	11.2	Surface	1	26.4 26.4	26.4	7.9 7.9	7.9	26.0 26.0	26.0	78.2 78.6	78.4	5.9 6.0	6.0	6.0	1.2 1.2	1.2	2.8	2.9 2.9	2.9	3.6
					Middle	5.5	26.4 26.4	26.4	7.9 7.9	7.9	25.0 25.0	25.0	77.6 77.8	77.7	5.9 5.9	5.9		2.6 2.6	2.6		3.1 3.1	3.1	
					Bottom	10	26.4 26.4	26.4	7.9 7.9	7.9	25.0 25.0	25.0	77.2 77.2	77.2	5.9 5.9	5.9	5.9	4.6 4.6	4.6		4.9 4.9	4.9	

Remarks: * DA: Depth-Averaged
** Calm: Small or no wave; Moderate: Between calm and rough; Rough : White capped or rougher

Water Quality Monitoring Results at SR10A - Mid-Ebb Tide

Date	Weather Condition	Sea Condition**	Sampling Time	Water Depth (m)	Sampling Depth (m)		Water Temperature (°C)		pH		Salinity ppt		DO Saturation (%)		Dissolved Oxygen (mg/L)			Turbidity(NTU)			Suspended Solids (mg/L)		
							Value	Average	Value	Average	Value	Average	Value	Average	Value	Average	DA*	Value	Average	DA*	Value	Average	DA*
27-Oct-11	Cloudy	Moderate	14:44	8.4	Surface	1	27.5 27.5	27.5	7.6 7.7	7.7	34.1 34.1	34.1	82.0 82.0	82.0	5.8 5.8	5.8	5.8	12.1 11.9	12.0	9.1	12.0 12.0	12.0	10.7
					Middle	4	27.5 27.5	27.5	7.6 7.7	7.7	34.1 34.1	34.1	81.8 81.3	81.6	5.8 5.7	5.8		7.1 7.8	7.5		13.0 13.0	13.0	
					Bottom	7	27.5 27.5	27.5	7.7 7.7	7.7	34.1 34.1	34.1	81.8 81.1	81.5	5.8 5.7	5.8	5.8	7.4 7.9	7.7		7.1 7.1	7.1	
29-Oct-11	Sunny	Moderate	16:20	10	Surface	1	26.3 26.3	26.3	7.8 7.8	7.8	26.9 26.8	26.9	73.7 73.6	73.7	5.6 5.6	5.6	5.6	5.9 5.9	5.9	7.6	12.0 12.0	12.0	9.7
					Middle	5	26.3 26.3	26.3	7.8 7.8	7.8	27.0 27.0	27.0	73.1 73.0	73.1	5.6 5.5	5.6		8.1 7.9	8.0		8.7 8.6	8.7	
					Bottom	9	26.3 26.3	26.3	7.8 7.8	7.8	27.0 27.0	27.0	72.8 72.8	72.8	5.5 5.5	5.5	5.5	9.0 8.5	8.8		8.4 8.7	8.6	
31-Oct-11	Sunny	Moderate	17:56	12	Surface	1	25.9 25.9	25.9	8.0 8.0	8.0	23.3 23.3	23.3	88.5 88.5	88.5	6.7 6.7	6.7	6.5	2.8 2.8	2.8	8.0	15.0 16.0	15.5	14.5
					Middle	6	26.0 26.0	26.0	7.8 7.8	7.8	24.7 24.7	24.7	81.7 81.7	81.7	6.2 6.2	6.2		3.6 3.6	3.6		18.0 18.0	18.0	
					Bottom	11	26.0 26.0	26.0	7.7 7.7	7.7	25.2 25.2	25.2	71.0 71.0	71.0	5.4 5.4	5.4	5.4	17.9 17.0	17.5		10.0 10.0	10.0	

Remarks: * DA: Depth-Averaged
** Calm: Small or no wave; Moderate: Between calm and rough; Rough : White capped or rougher

Water Quality Monitoring Results at SR10A - Mid-Flood Tide

Date	Weather Condition	Sea Condition**	Sampling Time	Water Depth (m)	Sampling Depth (m)		Water Temperature (°C)		pH		Salinity ppt		DO Saturation (%)		Dissolved Oxygen (mg/L)			Turbidity(NTU)			Suspended Solids (mg/L)		
							Value	Average	Value	Average	Value	Average	Value	Average	Value	Average	DA*	Value	Average	DA*	Value	Average	DA*
6-Oct-11	Fine	Moderate	18:03	8	Surface	1	26.7 26.7	26.7	7.9 7.9	7.9	33.3 33.3	33.3	84.0 83.9	84.0	5.6 5.6	5.6	5.6	7.4 7.1	7.3	7.7	12.0 12.0	12.0	9.6
					Middle	4	26.7 26.7	26.7	7.9 7.9	7.9	33.3 33.3	33.3	83.9 83.3	83.6	5.6 5.5	5.6		7.4 8.1	7.8		11.0 11.0	11.0	
					Bottom	7	26.7 26.7	26.7	7.9 7.9	7.9	33.3 33.3	33.3	83.8 83.2	83.5	5.6 5.5	5.6	5.6	7.7 8.2	8.0		5.7 5.6	5.7	
8-Oct-11	Sunny	Moderate	18:17	14	Surface	1	26.6 26.8	26.7	7.8 7.8	7.8	32.8 32.8	32.8	107.8 113.0	110.4	7.2 7.5	7.4	7.5	8.8 8.8	8.8	13.0	11.0 11.0	11.0	12.0
					Middle	7	26.7 26.6	26.7	7.8 7.8	7.8	32.8 32.9	32.9	113.1 112.0	112.6	7.5 7.5	7.5		14.2 13.7	14.0		14.0 14.0	14.0	
					Bottom	13	26.6 26.7	26.7	7.8 7.8	7.8	32.9 32.7	32.8	112.5 120.3	116.4	7.5 8.0	7.8	7.8	15.5 16.6	16.1		11.0 11.0	11.0	
10-Oct-11	Cloudy	Moderate	19:38	13.9	Surface	1	26.8 26.8	26.8	7.8 7.8	7.8	29.4 30.3	29.9	82.3 76.1	79.2	5.6 5.1	5.4	5.5	3.8 4.1	4.0	7.6	17.0 17.0	17.0	11.8
					Middle	7	26.8 26.7	26.8	7.8 7.8	7.8	29.5 33.4	31.5	79.4 85.3	82.4	5.4 5.7	5.6		8.0 7.4	7.7		9.9 10.0	10.0	
					Bottom	13	26.8 26.7	26.8	7.8 7.8	7.8	30.3 33.3	31.8	76.4 83.9	80.2	5.2 5.6	5.4	5.4	11.8 10.1	11.0		8.5 8.6	8.6	
12-Oct-11	Rainy	Moderate	20:30	15	Surface	1	26.6 26.6	26.6	8.0 8.0	8.0	32.4 32.6	32.5	81.3 80.8	81.1	5.4 5.4	5.4	5.4	8.6 8.2	8.4	12.2	11.0 11.0	11.0	9.9
					Middle	7.5	26.6 26.6	26.6	8.0 8.0	8.0	32.4 32.6	32.5	81.0 80.1	80.6	5.4 5.4	5.4		8.6 9.3	9.0		8.7 8.9	8.8	
					Bottom	14	26.6 26.6	26.6	8.0 8.0	8.0	32.6 32.6	32.6	80.9 80.0	80.5	5.4 5.3	5.4	5.4	18.9 19.4	19.2		9.6 9.9	9.8	
14-Oct-11	Cloudy	Moderate	06:35	13	Surface	1	26.5 26.5	26.5	7.7 7.7	7.7	30.4 30.4	30.4	79.0 78.6	78.8	5.4 5.3	5.4	5.3	7.6 7.8	7.7	10.0	11.0 11.0	11.0	10.5
					Middle	6.5	26.5 26.5	26.5	7.7 7.7	7.7	30.8 30.8	30.8	76.4 76.3	76.4	5.2 5.2	5.2		9.8 10.7	10.3		11.0 10.0	10.5	
					Bottom	12	26.5 26.5	26.5	7.7 7.7	7.7	31.3 31.4	31.4	75.6 75.4	75.5	5.1 5.1	5.1	5.1	12.3 11.9	12.1		10.0 9.9	10.0	
16-Oct-11	Sunny	Moderate	08:15	11	Surface	1	26.4 26.4	26.4	7.7 7.7	7.7	31.0 31.0	31.0	75.1 74.9	75.0	5.7 5.7	5.7	5.7	6.0 6.0	6.0	7.9	13.0 14.0	13.5	19.2
					Middle	5.5	26.3 26.3	26.3	7.8 7.8	7.8	31.5 31.5	31.5	73.7 73.6	73.7	5.6 5.6	5.6		6.8 7.1	7.0		17.0 17.0	17.0	
					Bottom	10	26.3 26.3	26.3	7.8 7.8	7.8	31.5 31.5	31.5	72.8 72.8	72.8	5.5 5.5	5.5	5.5	11.5 10.1	10.8		27.0 27.0	27.0	
18-Oct-11	Sunny	Moderate	09:47	8	Surface	1	26.5 26.5	26.5	8.1 8.1	8.1	33.2 33.2	33.2	93.6 93.8	93.7	6.2 6.2	6.2	6.2	6.9 6.8	6.9	7.1	6.0 6.2	6.1	9.5
					Middle	4	26.5 26.5	26.5	8.1 8.1	8.1	33.2 33.2	33.2	93.2 93.7	93.5	6.2 6.2	6.2		6.8 7.2	7.0		10.0 10.0	10.0	
					Bottom	7	26.5 26.5	26.5	8.1 8.1	8.1	33.2 33.2	33.2	92.1 92.8	92.5	6.1 6.2	6.2	6.2	7.1 7.5	7.3		12.0 13.0	12.5	
22-Oct-11	Sunny	Moderate	17:36	11.7	Surface	1	25.7 25.7	25.7	7.8 7.8	7.8	27.8 27.8	27.8	78.8 78.8	78.8	6.6 6.7	6.7	6.3	3.2 3.3	3.3	3.2	13.0 13.0	13.0	9.5
					Middle	6	25.6 25.6	25.6	7.8 7.8	7.8	28.2 28.2	28.2	69.5 69.7	69.6	5.9 5.9	5.9		3.2 3.2	3.2		8.0 8.0	8.0	
					Bottom	11	25.6 25.6	25.6	7.8 7.8	7.8	28.2 28.2	28.2	69.5 69.2	69.4	5.9 5.9	5.9	5.9	3.2 3.1	3.2		7.5 7.5	7.5	
25-Oct-11	Sunny	Moderate	19:10	10.9	Surface	1	26.5 26.5	26.5	7.9 7.9	7.9	26.0 26.0	26.0	79.7 79.7	79.7	6.1 6.1	6.1	6.1	1.5 1.5	1.5	3.1	3.7 3.7	3.7	4.8
					Middle	5.5	26.5 26.5	26.5	7.9 7.9	7.9	25.0 25.0	25.0	78.7 78.9	78.8	6.0 6.0	6.0		2.9 2.9	2.9		4.5 4.4	4.5	
					Bottom	10	26.5 26.5	26.5	7.9 7.9	7.9	25.1 25.1	25.1	78.4 78.4	78.4	6.0 6.0	6.0	6.0	4.9 4.9	4.9		6.2 6.0	6.1	

Remarks: * DA: Depth-Averaged
** Calm: Small or no wave; Moderate: Between calm and rough; Rough : White capped or rougher

Water Quality Monitoring Results at SR10A - Mid-Flood Tide

Date	Weather Condition	Sea Condition**	Sampling Time	Water Depth (m)	Sampling Depth (m)		Water Temperature (°C)		pH		Salinity ppt		DO Saturation (%)		Dissolved Oxygen (mg/L)			Turbidity(NTU)			Suspended Solids (mg/L)		
							Value	Average	Value	Average	Value	Average	Value	Average	Value	Average	DA*	Value	Average	DA*	Value	Average	DA*
27-Oct-11	Cloudy	Moderate	05:44	8.2	Surface	1	27.6 27.6	27.6	7.6 7.6	7.6	34.1 34.1	34.1	83.0 83.3	83.2	5.8 5.9	5.9	5.9	6.4 6.3	6.4	6.6	4.1 4.1	4.1	5.6
					Middle	4	27.6 27.6	27.6	7.6 7.6	7.6	34.1 34.1	34.1	82.7 83.1	82.9	5.8 5.8	5.8		6.3 6.7	6.5		5.9 5.9	5.9	
					Bottom	7	27.6 27.6	27.6	7.6 7.6	7.6	34.1 34.1	34.1	81.7 82.3	82.0	5.7 5.8	5.8	5.8	6.6 7.0	6.8		6.6 6.8	6.7	
29-Oct-11	Sunny	Moderate	07:28	10.8	Surface	1	26.3 26.4	26.4	7.9 7.9	7.9	25.0 24.9	25.0	73.5 73.2	73.4	5.6 5.6	5.6	5.6	1.2 1.1	1.2	1.9	11.0 11.0	11.0	10.0
					Middle	5.5	26.4 26.4	26.4	7.9 7.9	7.9	25.0 24.9	25.0	72.7 73.6	73.2	5.5 5.6	5.6		2.6 2.4	2.5		9.9 10.0	10.0	
					Bottom	10	26.4 26.4	26.4	7.9 7.9	7.9	25.0 24.9	25.0	72.2 71.7	72.0	5.5 5.5	5.5	5.5	2.2 2.0	2.1		9.2 9.0	9.1	
31-Oct-11	Sunny	Moderate	09:23	11.9	Surface	1	26.9 26.9	26.9	7.6 7.6	7.6	25.2 25.2	25.2	88.5 88.5	88.5	6.7 6.7	6.7	6.3	2.6 2.7	2.7	3.8	12.0 12.0	12.0	10.2
					Middle	6	26.9 26.9	26.9	7.6 7.6	7.6	25.6 25.6	25.6	78.1 78.3	78.2	5.9 5.9	5.9		3.8 3.8	3.8		11.0 11.0	11.0	
					Bottom	11	26.9 26.9	26.9	7.6 7.6	7.6	25.6 25.6	25.6	78.1 77.8	78.0	5.9 5.9	5.9	5.9	5.1 4.9	5.0		7.6 7.5	7.6	

Remarks: * DA: Depth-Averaged
** Calm: Small or no wave; Moderate: Between calm and rough; Rough : White capped or rougher

Water Quality Monitoring Results at SR10B - Mid-Ebb Tide

Date	Weather Condition	Sea Condition**	Sampling Time	Water Depth (m)	Sampling Depth (m)		Water Temperature (°C)		pH		Salinity ppt		DO Saturation (%)		Dissolved Oxygen (mg/L)			Turbidity(NTU)			Suspended Solids (mg/L)		
							Value	Average	Value	Average	Value	Average	Value	Average	Value	Average	DA*	Value	Average	DA*	Value	Average	DA*
6-Oct-11	Fine	Moderate	07:17	8	Surface	1	26.8 26.8	26.8	7.8 7.8	7.8	33.3 33.3	33.3	90.2 89.9	90.1	6.0 6.0	6.0	5.9	7.3 7.3	7.3	7.7	13.0 12.0	12.5	11.4
					Middle	4	26.8 26.8	26.8	7.8 7.8	7.8	33.3 33.3	33.3	85.7 85.4	85.6	5.7 5.7	5.7		7.3 7.5	7.4		9.5 9.1	9.3	
					Bottom	7	26.8 26.7	26.8	7.8 7.8	7.8	33.3 33.3	33.3	85.0 84.9	85.0	5.6 5.6	5.6	5.6	8.1 8.8	8.5		12.0 13.0	12.5	
8-Oct-11	Sunny	Moderate	09:09	5	Surface	1	26.7 26.7	26.7	7.8 7.8	7.8	32.8 32.8	32.8	133.0 134.8	133.9	8.9 9.0	9.0	9.0	9.7 9.6	9.7	11.7	9.6 9.6	9.6	9.3
					Middle	-	- -	-	- -	-	- -	-	- -	-	- -	-		- -	-		- -	-	
					Bottom	4	26.6 26.6	26.6	7.8 7.8	7.8	32.9 32.9	32.9	137.5 139.8	138.7	9.2 9.3	9.3	9.3	13.8 13.5	13.7		9.0 9.1	9.1	
10-Oct-11	Cloudy	Moderate	10:30	5.2	Surface	1	26.6 26.6	26.6	7.7 7.7	7.7	32.9 32.4	32.7	70.0 85.5	77.8	4.7 5.7	5.2	5.2	2.6 2.7	2.7	4.4	7.5 7.8	7.7	8.4
					Middle	-	- -	-	- -	-	- -	-	- -	-	- -	-		- -	-		- -	-	
					Bottom	4	26.6 26.6	26.6	7.7 7.7	7.7	32.4 32.5	32.5	88.6 81.8	85.2	5.9 5.5	5.7	5.7	5.8 6.1	6.0		9.2 9.2	9.2	
12-Oct-11	Rainy	Moderate	11:47	7	Surface	1	26.6 26.6	26.6	8.0 7.9	8.0	32.4 32.5	32.5	84.8 86.0	85.4	5.7 5.7	5.7	5.6	8.5 8.5	8.5	12.3	11.0 11.0	11.0	11.3
					Middle	3.5	26.6 26.6	26.6	8.0 7.9	8.0	32.4 32.5	32.5	82.5 82.1	82.3	5.5 5.5	5.5		8.5 8.7	8.6		11.0 11.0	11.0	
					Bottom	6	26.6 26.6	26.6	7.9 7.9	7.9	32.5 32.5	32.5	83.4 81.8	82.6	5.6 5.5	5.6	5.6	19.3 20.0	19.7		12.0 12.0	12.0	
14-Oct-11	Cloudy	Moderate	15:22	6.3	Surface	1	26.4 26.4	26.4	7.7 7.7	7.7	31.0 31.0	31.0	81.6 83.0	82.3	5.5 5.6	5.6	5.9	13.2 13.1	13.2	13.3	33.0 33.0	33.0	30.8
					Middle	3	26.4 26.4	26.4	7.7 7.7	7.7	31.1 31.1	31.1	88.2 89.6	88.9	6.0 6.1	6.1		13.3 13.3	13.3		34.0 33.0	33.5	
					Bottom	5	26.4 26.4	26.4	7.8 7.8	7.8	31.2 31.2	31.2	101.2 101.2	101.2	6.8 6.8	6.8	6.8	13.4 13.3	13.4		26.0 26.0	26.0	
16-Oct-11	Sunny	Moderate	16:12	7	Surface	1	26.3 26.3	26.3	7.9 7.9	7.9	31.9 31.9	31.9	78.6 78.6	78.6	6.0 6.0	6.0	5.9	13.1 13.8	13.5	13.6	8.8 8.6	8.7	12.2
					Middle	3.5	26.3 26.3	26.3	7.9 7.9	7.9	31.9 31.9	31.9	76.0 75.8	75.9	5.8 5.7	5.8		14.1 13.9	14.0		12.0 12.0	12.0	
					Bottom	6	26.3 26.3	26.3	7.9 7.9	7.9	31.9 31.9	31.9	75.1 75.0	75.1	5.7 5.7	5.7	5.7	13.3 13.2	13.3		16.0 16.0	16.0	
18-Oct-11	Sunny	Moderate	16:58	8	Surface	1	26.9 26.9	26.9	8.1 8.1	8.1	33.3 33.3	33.3	96.4 97.7	97.1	6.4 6.5	6.5	6.5	8.6 9.0	8.8	8.6	6.4 6.4	6.4	6.5
					Middle	4	26.9 26.9	26.9	8.1 8.1	8.1	33.3 33.3	33.3	96.0 96.0	96.0	6.4 6.4	6.4		8.2 8.6	8.4		6.3 6.2	6.3	
					Bottom	7	26.9 26.9	26.9	8.1 8.1	8.1	33.3 33.3	33.3	95.5 95.3	95.4	6.3 6.3	6.3	6.3	8.9 8.4	8.7		6.9 7.0	7.0	
22-Oct-11	Sunny	Moderate	07:15	7.2	Surface	1	25.8 25.8	25.8	7.9 7.9	7.9	28.4 28.4	28.4	75.9 75.9	75.9	5.8 5.8	5.8	5.9	3.1 3.1	3.1	3.4	7.7 7.7	7.7	5.7
					Middle	3.5	25.8 25.8	25.8	7.9 7.9	7.9	28.4 28.4	28.4	77.9 78.1	78.0	5.9 5.9	5.9		3.3 3.3	3.3		4.9 4.8	4.9	
					Bottom	6	25.8 25.8	25.8	7.9 7.9	7.9	28.5 28.5	28.5	77.4 77.2	77.3	5.9 5.9	5.9	5.9	3.7 3.7	3.7		4.5 4.3	4.4	
25-Oct-11	Sunny	Moderate	10:00	7.2	Surface	1	26.4 26.4	26.4	7.9 7.9	7.9	25.0 25.0	25.0	77.1 76.8	77.0	5.9 5.8	5.9	5.9	1.8 1.9	1.9	1.7	2.7 2.6	2.7	3.1
					Middle	3.5	26.3 26.3	26.3	7.9 7.9	7.9	25.0 25.0	25.0	77.4 77.0	77.2	5.9 5.9	5.9		1.8 1.8	1.8		3.3 3.4	3.4	
					Bottom	6	26.4 26.4	26.4	7.9 7.9	7.9	25.0 25.0	25.0	77.4 77.2	77.3	5.9 5.9	5.9	5.9	1.5 1.4	1.5		3.3 3.3	3.3	

Remarks: * DA: Depth-Averaged
** Calm: Small or no wave; Moderate: Between calm and rough; Rough : White capped or rougher

Water Quality Monitoring Results at SR10B - Mid-Ebb Tide

Date	Weather Condition	Sea Condition**	Sampling Time	Water Depth (m)	Sampling Depth (m)		Water Temperature (°C)		pH		Salinity ppt		DO Saturation (%)		Dissolved Oxygen (mg/L)			Turbidity(NTU)			Suspended Solids (mg/L)		
							Value	Average	Value	Average	Value	Average	Value	Average	Value	Average	DA*	Value	Average	DA*	Value	Average	DA*
27-Oct-11	Cloudy	Moderate	14:35	7.9	Surface	1	27.5 27.5	27.5	7.6 7.7	7.7	34.2 34.2	34.2	85.6 86.5	86.1	6.0 6.1	6.1	6.1	8.2 8.6	8.4	8.2	5.7 5.7	5.7	7.8
					Middle	4	27.5 27.5	27.5	7.6 7.7	7.7	34.2 34.2	34.2	85.1 85.1	85.1	6.0 6.0	6.0		7.8 8.2	8.0		9.5 9.5	9.5	
					Bottom	7	27.5 27.5	27.5	7.6 7.7	7.7	34.2 34.2	34.2	84.6 84.7	84.7	5.9 6.0	6.0	6.0	8.0 8.5	8.3		8.3 8.2	8.3	
29-Oct-11	Sunny	Moderate	16:06	7.3	Surface	1	26.3 26.3	26.3	7.9 7.9	7.9	27.4 27.4	27.4	78.6 78.6	78.6	6.0 6.0	6.0	5.9	12.0 11.8	11.9	13.1	12.0 11.0	11.5	11.6
					Middle	3.5	26.3 26.3	26.3	7.9 7.9	7.9	27.4 27.4	27.4	76.0 75.8	75.9	5.8 5.7	5.8		14.1 13.9	14.0		14.0 15.0	14.5	
					Bottom	6	26.3 26.3	26.3	7.9 7.9	7.9	27.4 27.4	27.4	75.1 75.0	75.1	5.7 5.7	5.7	5.7	13.3 13.2	13.3		8.9 8.8	8.9	
31-Oct-11	Sunny	Moderate	17:42	7.2	Surface	1	26.3 26.3	26.3	7.9 7.9	7.9	25.9 25.9	25.9	78.6 78.6	78.6	6.0 6.0	6.0	5.9	5.0 5.7	5.4	8.3	16.0 17.0	16.5	20.0
					Middle	3.5	26.3 26.3	26.3	7.9 7.9	7.9	25.9 25.9	25.9	76.0 75.8	75.9	5.8 5.7	5.8		8.0 8.8	8.4		29.0 30.0	29.5	
					Bottom	6	26.3 26.3	26.3	7.9 7.9	7.9	25.9 25.9	25.9	75.1 75.0	75.1	5.7 5.7	5.7	5.7	11.2 11.1	11.2		14.0 14.0	14.0	

Remarks: * DA: Depth-Averaged
** Calm: Small or no wave; Moderate: Between calm and rough; Rough : White capped or rougher

Water Quality Monitoring Results at SR10B - Mid-Flood Tide

Date	Weather Condition	Sea Condition**	Sampling Time	Water Depth (m)	Sampling Depth (m)		Water Temperature (°C)		pH		Salinity ppt		DO Saturation (%)		Dissolved Oxygen (mg/L)			Turbidity(NTU)			Suspended Solids (mg/L)		
							Value	Average	Value	Average	Value	Average	Value	Average	Value	Average	DA*	Value	Average	DA*	Value	Average	DA*
6-Oct-11	Fine	Moderate	17:48	7.9	Surface	1	26.7 26.7	26.7	7.8 7.9	7.9	33.4 33.4	33.4	87.7 88.9	88.3	5.8 5.9	5.9	5.9	8.5 8.9	8.7	8.5	12.0 12.0	12.0	11.5
					Middle	4	26.7 26.7	26.7	7.9 7.9	7.9	33.4 33.4	33.4	87.3 87.3	87.3	5.8 5.8	5.8		8.1 8.5	8.3		8.6 8.5	8.6	
					Bottom	7	26.7 26.7	26.7	7.9 7.9	7.9	33.4 33.4	33.4	86.7 86.9	86.8	5.8 5.8	5.8	5.8	8.3 8.8	8.6		14.0 14.0	14.0	
8-Oct-11	Sunny	Moderate	18:08	5.2	Surface	1	26.5 26.8	26.7	7.8 7.8	7.8	32.9 32.6	32.8	127.7 123.8	125.8	8.5 8.2	8.4	8.4	8.1 7.9	8.0	13.1	11.0 11.0	11.0	10.1
					Middle	-	- -	-	- -	-	- -	-	- -	-	- -	-		- -	-		- -	-	
					Bottom	4	26.8 26.6	26.7	7.8 7.8	7.8	32.8 32.8	32.8	120.5 108.1	114.3	8.0 7.2	7.6	7.6	17.9 18.4	18.2		9.1 9.4	9.3	
10-Oct-11	Cloudy	Moderate	19:29	5.1	Surface	1	26.7 26.7	26.7	7.8 7.8	7.8	33.1 33.2	33.2	75.0 73.0	74.0	5.0 4.9	5.0	5.0	6.4 5.6	6.0	8.8	14.0 14.0	14.0	12.0
					Middle	-	- -	-	- -	-	- -	-	- -	-	- -	-		- -	-		- -	-	
					Bottom	4	26.7 26.7	26.7	7.8 7.8	7.8	33.1 33.1	33.1	73.9 72.8	73.4	4.9 4.9	4.9	4.9	11.5 11.5	11.5		10.0 10.0	10.0	
12-Oct-11	Rainy	Moderate	20:11	7	Surface	1	26.6 26.6	26.6	7.9 8.0	8.0	32.2 32.2	32.2	84.6 89.2	86.9	5.7 6.0	5.9	6.0	9.7 10.1	9.9	13.1	7.6 7.7	7.7	9.9
					Middle	3.5	26.6 26.6	26.6	8.0 8.0	8.0	32.2 32.3	32.3	85.1 94.2	89.7	5.7 6.3	6.0		9.3 9.7	9.5		11.0 11.0	11.0	
					Bottom	6	26.6 26.6	26.6	8.0 8.0	8.0	32.2 32.3	32.3	87.4 94.0	90.7	5.9 6.3	6.1	6.1	19.5 20.0	19.8		11.0 11.0	11.0	
14-Oct-11	Cloudy	Moderate	06:47	8	Surface	1	26.4 26.4	26.4	7.7 7.7	7.7	31.5 31.5	31.5	79.5 79.4	79.5	5.4 5.4	5.4	5.5	12.8 12.8	12.8	13.2	25.0 25.0	25.0	26.7
					Middle	4	26.4 26.4	26.4	7.7 7.7	7.7	31.6 31.6	31.6	81.8 82.1	82.0	5.5 5.5	5.5		12.7 12.5	12.6		28.0 27.0	27.5	
					Bottom	7	26.4 26.4	26.4	7.7 7.7	7.7	31.7 31.7	31.7	78.8 78.8	78.8	5.3 5.3	5.3	5.3	14.4 14.2	14.3		28.0 27.0	27.5	
16-Oct-11	Sunny	Moderate	08:34	8.4	Surface	1	26.3 26.3	26.3	7.9 7.9	7.9	31.8 31.8	31.8	78.1 77.5	77.8	5.9 5.9	5.9	5.8	12.2 12.2	12.2	12.8	15.0 15.0	15.0	14.3
					Middle	4	26.3 26.3	26.3	7.9 7.9	7.9	31.8 31.8	31.8	74.2 74.0	74.1	5.6 5.6	5.6		12.4 12.6	12.5		10.0 10.0	10.0	
					Bottom	7	26.3 26.3	26.3	7.9 7.9	7.9	31.8 31.9	31.9	73.4 73.4	73.4	5.6 5.6	5.6	5.6	13.1 14.2	13.7		18.0 18.0	18.0	
18-Oct-11	Sunny	Moderate	09:56	8	Surface	1	26.6 26.5	26.6	8.1 8.1	8.1	33.2 33.2	33.2	99.2 98.8	99.0	6.6 6.6	6.6	6.5	7.5 7.5	7.5	7.9	8.6 8.6	8.6	7.7
					Middle	4	26.5 26.5	26.5	8.1 8.1	8.1	33.2 33.2	33.2	94.2 93.9	94.1	6.3 6.2	6.3		7.5 7.7	7.6		6.6 6.5	6.6	
					Bottom	7	26.5 26.5	26.5	8.1 8.1	8.1	33.2 33.2	33.2	93.5 93.3	93.4	6.2 6.2	6.2	6.2	8.3 9.0	8.7		7.9 7.8	7.9	
22-Oct-11	Sunny	Moderate	17:21	7.4	Surface	1	25.6 25.6	25.6	7.9 7.9	7.9	28.5 28.5	28.5	67.5 67.5	67.5	5.7 5.7	5.7	5.8	3.3 3.3	3.3	3.6	7.7 7.5	7.6	7.0
					Middle	3.5	25.6 25.7	25.7	7.9 7.9	7.9	28.5 28.5	28.5	69.4 69.5	69.5	5.9 5.8	5.9		3.5 3.5	3.5		7.3 7.3	7.3	
					Bottom	6	25.7 25.7	25.7	7.9 7.9	7.9	28.6 28.4	28.5	68.8 68.7	68.8	5.7 5.7	5.7	5.7	3.9 3.9	3.9		5.9 6.0	6.0	
25-Oct-11	Sunny	Moderate	18:55	7.2	Surface	1	26.5 26.5	26.5	7.9 7.9	7.9	25.0 25.0	25.0	78.0 78.3	78.2	5.9 6.0	6.0	6.0	2.1 2.2	2.2	2.0	8.4 8.1	8.3	5.7
					Middle	3.5	26.5 26.5	26.5	7.9 7.9	7.9	25.1 25.1	25.1	78.6 78.6	78.6	6.0 6.0	6.0		2.1 2.1	2.1		5.2 5.3	5.3	
					Bottom	6	26.5 26.5	26.5	7.9 7.9	7.9	25.0 25.0	25.0	78.6 78.6	78.6	6.0 6.0	6.0	6.0	1.8 1.7	1.8		3.5 3.5	3.5	

Remarks: * DA: Depth-Averaged
** Calm: Small or no wave; Moderate: Between calm and rough; Rough : White capped or rougher

Water Quality Monitoring Results at SR10B - Mid-Flood Tide

Date	Weather Condition	Sea Condition**	Sampling Time	Water Depth (m)	Sampling Depth (m)		Water Temperature (°C)		pH		Salinity ppt		DO Saturation (%)		Dissolved Oxygen (mg/L)			Turbidity(NTU)			Suspended Solids (mg/L)		
							Value	Average	Value	Average	Value	Average	Value	Average	Value	Average	DA*	Value	Average	DA*	Value	Average	DA*
27-Oct-11	Cloudy	Moderate	05:56	8	Surface	1	27.6 27.6	27.6	7.6 7.6	7.6	34.1 34.1	34.1	87.8 87.4	87.6	6.2 6.1	6.2	6.1	7.0 7.0	7.0	7.4	7.5 7.7	7.6	7.9
					Middle	4	27.6 27.6	27.6	7.6 7.6	7.6	34.1 34.1	34.1	83.6 83.3	83.5	5.9 5.9	5.9		7.0 7.2	7.1		8.8 9.0	8.9	
					Bottom	7	27.6 27.5	27.6	7.6 7.6	7.6	34.1 34.1	34.1	82.8 82.8	82.8	5.8 5.8	5.8	5.8	7.8 8.5	8.2		7.2 7.1	7.2	
29-Oct-11	Sunny	Moderate	07:41	7.2	Surface	1	26.4 26.4	26.4	7.9 7.9	7.9	25.0 24.9	25.0	71.3 72.1	71.7	5.4 5.5	5.5	5.6	1.9 1.7	1.8	1.7	10.0 9.9	10.0	10.4
					Middle	3.5	26.4 26.4	26.4	7.9 7.9	7.9	25.0 24.9	25.0	73.0 72.4	72.7	5.6 5.5	5.6		1.8 1.6	1.7		11.0 12.0	11.5	
					Bottom	6	26.4 26.4	26.4	7.9 7.9	7.9	25.0 24.9	25.0	72.6 72.9	72.8	5.5 5.5	5.5	5.5	1.5 1.4	1.5		9.5 9.8	9.7	
31-Oct-11	Sunny	Moderate	09:36	7.2	Surface	1	26.6 26.6	26.6	7.9 7.9	7.9	26.0 25.9	26.0	71.3 72.1	71.7	5.4 5.5	5.5	5.6	1.8 1.8	1.8	2.0	10.0 10.0	10.0	10.1
					Middle	3.5	26.6 26.6	26.6	7.9 7.9	7.9	26.1 26.0	26.1	73.0 72.4	72.7	5.6 5.5	5.6		1.8 1.6	1.7		8.8 9.0	8.9	
					Bottom	6	26.6 26.6	26.6	7.9 7.9	7.9	26.0 26.0	26.0	72.6 72.9	72.8	5.5 5.5	5.5	5.5	2.7 2.5	2.6		11.0 12.0	11.5	

Remarks: * DA: Depth-Averaged
** Calm: Small or no wave; Moderate: Between calm and rough; Rough : White capped or rougher

Water Quality Monitoring Results at ST1 - Mid-Ebb Tide

Date	Weather Condition	Sea Condition**	Sampling Time	Water Depth (m)	Sampling Depth (m)		Water Temperature (°C)		pH		Salinity ppt		DO Saturation (%)		Dissolved Oxygen (mg/L)			Turbidity(NTU)			Suspended Solids (mg/L)		
							Value	Average	Value	Average	Value	Average	Value	Average	Value	Average	DA*	Value	Average	DA*	Value	Average	DA*
6-Oct-11	Fine	Moderate	08:59	9	Surface	1	26.1 26.1	26.1	8.1 8.1	8.1	32.5 32.5	32.5	81.4 80.4	80.9	5.5 5.4	5.5	5.5	19.3 19.1	19.2	22.9	25.0 25.0	25.0	25.5
					Middle	4.5	26.1 26.1	26.1	8.1 8.1	8.1	31.5 31.4	31.5	81.3 80.4	80.9	5.5 5.4	5.5		22.6 24.5	23.6		28.0 28.0	28.0	
					Bottom	8	26.1 26.1	26.1	8.1 8.1	8.1	32.2 32.2	32.2	80.6 80.2	80.4	5.4 5.4	5.4	5.4	23.9 28.1	26.0		24.0 23.0	23.5	
8-Oct-11	Sunny	Moderate	10:33	10	Surface	1	26.3 26.3	26.3	7.9 7.9	7.9	31.6 31.6	31.6	96.2 94.9	95.6	6.7 6.6	6.7	6.7	6.1 6.3	6.2	16.3	4.7 4.9	4.8	9.5
					Middle	5	26.0 26.0	26.0	7.9 7.9	7.9	31.6 31.6	31.6	94.5 92.7	93.6	6.6 6.5	6.6		17.6 17.7	17.7		9.6 9.9	9.8	
					Bottom	9	25.9 25.9	25.9	7.9 7.9	7.9	31.6 31.6	31.6	92.9 92.0	92.5	6.5 6.4	6.5	6.5	24.6 25.1	24.9		14.0 14.0	14.0	
10-Oct-11	Cloudy	Moderate	12:00	10.1	Surface	1	26.2 26.2	26.2	8.0 7.9	8.0	33.3 33.3	33.3	102.9 103.3	103.1	6.9 6.9	6.9	6.8	9.3 9.8	9.6	27.8	9.5 9.2	9.4	12.0
					Middle	5	26.1 26.1	26.1	7.9 7.9	7.9	33.5 33.6	33.6	100.4 100.3	100.4	6.7 6.7	6.7		19.1 21.1	20.1		16.0 16.0	16.0	
					Bottom	9	26.1 26.1	26.1	7.9 7.9	7.9	33.6 33.6	33.6	99.0 99.9	99.5	6.6 6.7	6.7	6.7	55.8 51.4	53.6		10.0 11.0	10.5	
12-Oct-11	Rainy	Moderate	13:03	9.8	Surface	1	26.1 26.1	26.1	7.9 7.9	7.9	33.3 33.3	33.3	79.6 81.1	80.4	6.5 6.6	6.6	6.7	16.3 16.7	16.5	23.8	13.0 13.0	13.0	16.2
					Middle	5	26.0 26.0	26.0	7.9 7.9	7.9	33.6 33.6	33.6	81.7 82.9	82.3	6.6 6.7	6.7		20.0 20.3	20.2		16.0 15.0	15.5	
					Bottom	9	26.0 26.0	26.0	7.9 7.9	7.9	33.6 33.6	33.6	81.7 83.1	82.4	6.6 6.7	6.7	6.7	35.1 34.1	34.6		20.0 20.0	20.0	
14-Oct-11	Cloudy	Moderate	13:24	9	Surface	1	26.3 26.3	26.3	7.8 7.8	7.8	24.3 24.2	24.3	93.4 93.4	93.4	6.6 6.6	6.6	6.6	5.1 4.8	5.0	11.5	12.0 12.0	12.0	9.6
					Middle	4.5	26.1 26.1	26.1	7.8 7.8	7.8	25.5 25.5	25.5	92.3 92.1	92.2	6.5 6.5	6.5		7.6 6.9	7.3		11.0 11.0	11.0	
					Bottom	8	26.0 26.0	26.0	7.8 7.8	7.8	26.7 26.7	26.7	89.8 89.7	89.8	6.3 6.3	6.3	6.3	22.4 22.1	22.3		5.8 5.8	5.8	
16-Oct-11	Sunny	Moderate	14:54	10	Surface	1	26.3 26.4	26.4	7.8 7.8	7.8	25.0 24.9	25.0	95.0 95.1	95.1	6.7 6.7	6.7	6.6	5.8 5.8	5.8	8.7	15.0 15.0	15.0	10.1
					Middle	5	25.8 25.8	25.8	7.8 7.8	7.8	26.1 26.2	26.2	91.6 91.7	91.7	6.4 6.4	6.4		8.6 8.6	8.6		7.2 7.2	7.2	
					Bottom	9	25.8 25.8	25.8	7.8 7.8	7.8	26.3 26.3	26.3	91.3 91.1	91.2	6.4 6.4	6.4	6.4	11.5 11.9	11.7		8.2 8.1	8.2	
18-Oct-11	Sunny	Moderate	15:04	9.4	Surface	1	27.1 27.1	27.1	7.2 7.2	7.2	28.3 28.4	28.4	88.6 89.2	88.9	6.7 6.8	6.8	6.8	4.3 4.2	4.3	6.3	8.4 8.4	8.4	9.2
					Middle	4.5	27.4 27.7	27.6	7.2 7.2	7.2	29.1 29.2	29.2	88.4 86.8	87.6	6.7 6.6	6.7		5.7 5.6	5.7		8.1 8.2	8.2	
					Bottom	8	27.7 27.6	27.7	7.2 7.4	7.3	30.0 32.8	31.4	82.4 82.6	82.5	6.3 6.3	6.3	6.3	8.8 9.1	9.0		11.0 11.0	11.0	
22-Oct-11	Sunny	Moderate	07:29	9.2	Surface	1	25.8 25.8	25.8	8.1 8.1	8.1	29.8 29.9	29.9	94.8 94.4	94.6	7.5 7.5	7.5	7.7	4.0 4.0	4.0	6.2	9.7 9.5	9.6	9.4
					Middle	4.5	26.0 26.0	26.0	8.0 8.0	8.0	32.0 32.0	32.0	99.5 98.6	99.1	7.9 7.8	7.9		4.1 4.0	4.1		8.9 9.0	9.0	
					Bottom	8	25.9 25.9	25.9	8.0 8.0	8.0	32.8 33.0	32.9	95.1 92.8	94.0	7.5 7.3	7.4	7.4	9.4 11.4	10.4		9.7 9.8	9.8	
25-Oct-11	Sunny	Moderate	11:14	9.3	Surface	1	26.2 26.2	26.2	8.1 8.1	8.1	29.5 29.5	29.5	82.1 83.6	82.9	6.6 6.7	6.7	6.7	5.4 4.9	5.2	16.4	7.1 7.3	7.2	7.0
					Middle	4.5	26.0 26.0	26.0	8.0 8.0	8.0	32.2 32.2	32.2	84.3 82.7	83.5	6.7 6.6	6.7		6.6 7.1	6.9		5.6 5.5	5.6	
					Bottom	8	26.0 26.0	26.0	8.0 8.0	8.0	32.6 32.7	32.7	80.6 80.0	80.3	6.4 6.4	6.4	6.4	33.8 40.3	37.1		8.0 8.3	8.2	

Remarks: * DA: Depth-Averaged
** Calm: Small or no wave; Moderate: Between calm and rough; Rough : White capped or rougher

Water Quality Monitoring Results at ST1 - Mid-Ebb Tide

Date	Weather Condition	Sea Condition**	Sampling Time	Water Depth (m)	Sampling Depth (m)		Water Temperature (°C)		pH		Salinity ppt		DO Saturation (%)		Dissolved Oxygen (mg/L)			Turbidity(NTU)			Suspended Solids (mg/L)		
							Value	Average	Value	Average	Value	Average	Value	Average	Value	Average	DA*	Value	Average	DA*	Value	Average	DA*
27-Oct-11	Cloudy	Moderate	13:33	9.2	Surface	1	26.2 26.2	26.2	8.1 8.1	8.1	32.2 32.2	32.2	100.7 101.3	101.0	6.8 6.8	6.8	6.8	6.6 6.7	6.7	16.2	8.1 8.3	8.2	8.3
					Middle	4.5	25.7 25.7	25.7	8.1 8.0	8.1	32.7 32.7	32.7	98.5 97.7	98.1	6.7 6.6	6.7		15.3 14.2	14.8		6.8 7.0	6.9	
					Bottom	8	25.7 25.7	25.7	8.1 8.1	8.1	32.7 32.7	32.7	97.1 96.8	97.0	6.6 6.6	6.6	6.6	25.2 29.2	27.2		9.7 9.8	9.8	
29-Oct-11	Sunny	Moderate	15:24	10	Surface	1	25.5 25.5	25.5	8.1 8.1	8.1	32.7 32.4	32.6	137.5 137.5	137.5	9.7 9.4	9.6	9.1	11.9 11.9	11.9	19.4	10.0 10.0	10.0	18.7
					Middle	5	25.5 25.5	25.5	8.1 8.1	8.1	32.4 32.4	32.4	126.4 126.8	126.6	8.6 8.6	8.6		13.5 13.5	13.5		30.0 29.0	29.5	
					Bottom	9	25.5 25.5	25.5	8.1 8.1	8.1	32.6 32.6	32.6	126.9 126.1	126.5	8.6 8.6	8.6	8.6	32.6 32.7	32.7		17.0 16.0	16.5	
31-Oct-11	Sunny	Moderate	16:21	10	Surface	1	25.7 25.8	25.8	8.0 8.0	8.0	32.3 32.3	32.3	88.0 86.5	87.3	7.0 6.9	7.0	7.0	7.2 7.2	7.2	8.6	22.0 22.0	22.0	16.0
					Middle	5	25.6 25.6	25.6	8.0 8.0	8.0	32.5 32.5	32.5	85.8 85.6	85.7	6.9 6.9	6.9		7.1 7.1	7.1		12.0 12.0	12.0	
					Bottom	9	25.5 25.5	25.5	8.0 8.0	8.0	32.8 32.8	32.8	84.3 83.1	83.7	6.7 6.7	6.7	6.7	11.4 11.3	11.4		14.0 14.0	14.0	

Remarks: * DA: Depth-Averaged
** Calm: Small or no wave; Moderate: Between calm and rough; Rough : White capped or rougher

Water Quality Monitoring Results at ST1 - Mid-Flood Tide

Date	Weather Condition	Sea Condition**	Sampling Time	Water Depth (m)	Sampling Depth (m)		Water Temperature (°C)		pH		Salinity ppt		DO Saturation (%)		Dissolved Oxygen (mg/L)			Turbidity(NTU)			Suspended Solids (mg/L)		
							Value	Average	Value	Average	Value	Average	Value	Average	Value	Average	DA*	Value	Average	DA*	Value	Average	DA*
6-Oct-11	Fine	Moderate	16:41	9	Surface	1	26.1 26.1	26.1	8.1 8.1	8.1	31.7 31.8	31.8	81.5 81.1	81.3	5.5 5.5	5.5	5.5	13.1 12.8	13.0	19.0	17.0 16.0	16.5	15.8
					Middle	4.5	26.1 26.1	26.1	8.1 8.1	8.1	32.0 31.9	32.0	81.1 81.0	81.1	5.5 5.5	5.5		16.7 18.3	17.5		15.0 15.0	15.0	
					Bottom	8	26.1 26.1	26.1	8.1 8.1	8.1	30.3 30.4	30.4	81.0 80.9	81.0	5.5 5.5	5.5	5.5	27.1 25.8	26.5		16.0 16.0	16.0	
8-Oct-11	Sunny	Moderate	16:31	9.2	Surface	1	26.4 26.3	26.4	7.8 7.8	7.8	31.8 32.2	32.0	98.9 94.4	96.7	7.0 6.7	6.9	6.9	5.4 5.4	5.4	8.8	7.2 7.1	7.2	7.6
					Middle	4.5	26.2 26.1	26.2	7.8 7.8	7.8	32.1 32.3	32.2	97.3 95.6	96.5	6.9 6.8	6.9		8.5 8.1	8.3		7.2 7.0	7.1	
					Bottom	8	26.1 26.1	26.1	7.8 7.8	7.8	32.3 32.4	32.4	95.2 92.7	94.0	6.8 6.6	6.7	6.7	12.6 12.9	12.8		8.4 8.4	8.4	
10-Oct-11	Cloudy	Moderate	17:03	10	Surface	1	26.4 26.4	26.4	7.9 7.9	7.9	32.4 32.4	32.4	99.1 99.6	99.4	6.7 6.7	6.7	6.5	9.0 9.9	9.5	15.9	14.0 15.0	14.5	13.8
					Middle	5	26.4 26.4	26.4	7.9 7.9	7.9	32.5 32.5	32.5	94.6 92.6	93.6	6.3 6.2	6.3		18.1 19.6	18.9		12.0 12.0	12.0	
					Bottom	9	26.3 26.3	26.3	7.9 7.9	7.9	33.0 33.0	33.0	95.1 93.4	94.3	6.4 6.3	6.4	6.4	19.6 19.2	19.4		15.0 15.0	15.0	
12-Oct-11	Rainy	Moderate	17:55	9.5	Surface	1	26.3 26.3	26.3	7.9 7.9	7.9	31.1 31.3	31.2	89.8 77.2	83.5	6.9 6.0	6.5	6.6	9.7 9.9	9.8	26.3	13.0 13.0	13.0	14.3
					Middle	5	26.2 26.2	26.2	7.9 8.0	8.0	32.4 32.6	32.5	88.8 82.1	85.5	6.8 6.5	6.7		11.6 13.8	12.7		11.0 11.0	11.0	
					Bottom	9	26.1 26.1	26.1	8.0 8.0	8.0	33.0 33.0	33.0	86.0 80.5	83.3	6.8 6.4	6.6	6.6	58.3 54.5	56.4		19.0 19.0	19.0	
14-Oct-11	Cloudy	Moderate	08:03	9	Surface	1	26.3 26.3	26.3	7.7 7.7	7.7	24.1 24.4	24.3	88.2 88.1	88.2	6.2 6.2	6.2	6.2	7.0 7.6	7.3	13.9	15.0 16.0	15.5	11.4
					Middle	4.5	26.3 26.3	26.3	7.7 7.7	7.7	25.5 25.5	25.5	88.8 88.9	88.9	6.2 6.2	6.2		9.8 12.2	11.0		7.7 7.5	7.6	
					Bottom	8	26.2 26.2	26.2	7.7 7.7	7.7	25.9 25.9	25.9	89.6 89.7	89.7	6.3 6.3	6.3	6.3	23.5 23.1	23.3		11.0 11.0	11.0	
16-Oct-11	Sunny	Moderate	09:49	9.2	Surface	1	25.8 25.8	25.8	7.8 7.8	7.8	24.6 24.5	24.6	91.0 90.5	90.8	6.5 6.4	6.5	6.5	6.5 6.5	6.5	26.1	11.0 11.0	11.0	10.7
					Middle	4.5	25.8 25.8	25.8	7.8 7.8	7.8	25.5 25.7	25.6	90.1 90.1	90.1	6.4 6.3	6.4		8.8 9.7	9.3		11.0 11.0	11.0	
					Bottom	8	25.8 25.8	25.8	7.8 7.8	7.8	26.7 26.7	26.7	90.1 90.2	90.2	6.3 6.3	6.3	6.3	60.0 65.2	62.6		10.0 9.9	10.0	
18-Oct-11	Sunny	Moderate	10:38	9.3	Surface	1	26.0 26.0	26.0	7.7 7.8	7.8	25.8 25.8	25.8	88.2 88.8	88.5	6.7 6.8	6.8	6.6	3.4 3.4	3.4	6.4	11.0 11.0	11.0	9.9
					Middle	4.5	25.9 25.9	25.9	7.7 7.7	7.7	26.5 26.6	26.6	83.9 82.7	83.3	6.4 6.3	6.4		4.2 5.0	4.6		9.1 9.1	9.1	
					Bottom	8	25.8 25.8	25.8	7.7 7.7	7.7	27.3 27.3	27.3	89.2 85.9	87.6	6.8 6.5	6.7	6.7	10.9 11.5	11.2		9.7 9.6	9.7	
22-Oct-11	Sunny	Moderate	14:50	10.1	Surface	1	26.4 26.4	26.4	8.1 8.1	8.1	27.3 27.2	27.3	90.6 94.8	92.7	7.2 7.5	7.4	7.5	18.7 19.6	19.2	20.4	13.0 12.0	12.5	11.0
					Middle	5	26.0 25.9	26.0	8.0 8.0	8.0	32.2 32.2	32.2	94.1 94.3	94.2	7.4 7.5	7.5		11.9 13.2	12.6		11.0 12.0	11.5	
					Bottom	9	25.9 25.9	25.9	8.0 8.0	8.0	32.4 32.4	32.4	94.6 94.3	94.5	7.5 7.5	7.5	7.5	30.5 28.3	29.4		8.9 8.9	8.9	
25-Oct-11	Sunny	Moderate	16:10	9.2	Surface	1	26.4 26.4	26.4	8.0 8.0	8.0	29.7 29.7	29.7	88.1 89.0	88.6	7.0 7.1	7.1	7.3	5.5 5.9	5.7	11.1	8.8 9.1	9.0	8.4
					Middle	4.5	26.3 26.2	26.3	8.0 8.0	8.0	30.6 30.9	30.8	92.3 92.0	92.2	7.4 7.4	7.4		7.5 8.3	7.9		8.9 8.9	8.9	
					Bottom	8	26.1 26.1	26.1	8.0 8.1	8.1	31.8 31.9	31.9	88.7 87.4	88.1	7.1 7.0	7.1	7.1	19.1 20.1	19.6		7.3 7.3	7.3	

Remarks: * DA: Depth-Averaged
** Calm: Small or no wave; Moderate: Between calm and rough; Rough : White capped or rougher

Water Quality Monitoring Results at ST1 - Mid-Flood Tide

Date	Weather Condition	Sea Condition**	Sampling Time	Water Depth (m)	Sampling Depth (m)		Water Temperature (°C)		pH		Salinity ppt		DO Saturation (%)		Dissolved Oxygen (mg/L)			Turbidity(NTU)			Suspended Solids (mg/L)		
							Value	Average	Value	Average	Value	Average	Value	Average	Value	Average	DA*	Value	Average	DA*	Value	Average	DA*
27-Oct-11	Cloudy	Moderate	06:32	9.2	Surface	1	25.8 25.8	25.8	8.0 8.0	8.0	31.1 31.1	31.1	94.9 94.8	94.9	6.5 6.5	6.5	6.5	9.6 9.4	9.5	14.8	16.0 16.0	16.0	14.8
					Middle	4.5	25.8 25.8	25.8	8.0 8.0	8.0	31.1 31.2	31.2	95.7 95.6	95.7	6.5 6.5	6.5		9.3 9.5	9.4		16.0 16.0	16.0	
					Bottom	8	25.8 25.8	25.8	8.1 8.1	8.1	31.4 31.4	31.4	96.5 96.3	96.4	6.6 6.6	6.6	6.6	25.2 26.0	25.6		13.0 12.0	12.5	
29-Oct-11	Sunny	Moderate	09:41	10.2	Surface	1	25.5 25.5	25.5	8.0 8.0	8.0	31.3 31.3	31.3	109.1 109.1	109.1	7.5 7.5	7.5	7.5	25.2 23.1	24.2	34.7	12.0 12.0	12.0	15.0
					Middle	5	25.5 25.5	25.5	8.0 8.0	8.0	31.7 31.8	31.8	107.7 107.7	107.7	7.4 7.4	7.4		26.3 27.4	26.9		19.0 19.0	19.0	
					Bottom	9	25.5 25.5	25.5	8.1 8.1	8.1	32.4 32.4	32.4	106.1 105.9	106.0	7.2 7.2	7.2	7.2	50.7 55.2	53.0		14.0 14.0	14.0	
31-Oct-11	Sunny	Moderate	10:48	9.3	Surface	1	25.5 25.5	25.5	8.0 8.0	8.0	31.7 31.7	31.7	93.1 96.5	94.8	7.5 7.7	7.6	7.3	8.8 9.3	9.1	14.8	18.0 18.0	18.0	20.0
					Middle	4.5	25.3 25.3	25.3	8.0 8.0	8.0	31.8 31.8	31.8	82.9 89.9	86.4	6.6 7.2	6.9		12.9 14.9	13.9		25.0 25.0	25.0	
					Bottom	8	25.3 25.3	25.3	8.0 8.0	8.0	31.8 31.8	31.8	84.5 88.0	86.3	6.8 7.0	6.9	6.9	20.9 21.6	21.3		17.0 17.0	17.0	

Remarks: * DA: Depth-Averaged
** Calm: Small or no wave; Moderate: Between calm and rough; Rough : White capped or rougher

Water Quality Monitoring Results at ST2 - Mid-Ebb Tide

Date	Weather Condition	Sea Condition**	Sampling Time	Water Depth (m)	Sampling Depth (m)		Water Temperature (°C)		pH		Salinity ppt		DO Saturation (%)		Dissolved Oxygen (mg/L)			Turbidity(NTU)			Suspended Solids (mg/L)		
							Value	Average	Value	Average	Value	Average	Value	Average	Value	Average	DA*	Value	Average	DA*	Value	Average	DA*
6-Oct-11	Fine	Moderate	08:15	9	Surface	1	26.0 26.0	26.0	8.1 8.1	8.1	32.2 32.2	32.2	83.0 81.5	82.3	5.6 5.5	5.6	5.6	15.2 14.9	15.1	15.4	14.0 14.0	14.0	14.2
					Middle	4.5	26.0 26.0	26.0	8.1 8.1	8.1	31.8 31.8	31.8	82.4 81.6	82.0	5.6 5.5	5.6		11.8 12.1	12.0		15.0 15.0	15.0	
					Bottom	8	26.0 26.0	26.0	8.1 8.1	8.1	32.2 32.2	32.2	81.0 81.5	81.3	5.5 5.5	5.5	5.5	19.3 18.8	19.1		14.0 13.0	13.5	
8-Oct-11	Sunny	Moderate	10:03	8.2	Surface	1	26.2 26.2	26.2	7.8 7.9	7.9	31.1 31.1	31.1	96.0 94.2	95.1	6.7 6.5	6.6	6.6	6.7 7.3	7.0	9.5	19.0 20.0	19.5	13.5
					Middle	4	25.9 25.9	25.9	7.8 7.9	7.9	31.1 31.1	31.1	93.9 94.0	94.0	6.6 6.6	6.6		7.9 7.9	7.9		11.0 11.0	11.0	
					Bottom	7	25.9 25.9	25.9	7.8 7.9	7.9	31.1 31.1	31.1	92.6 92.8	92.7	6.5 6.5	6.5	6.5	13.6 13.8	13.7		10.0 10.0	10.0	
10-Oct-11	Cloudy	Moderate	11:34	9	Surface	1	26.3 26.3	26.3	7.9 7.9	7.9	33.4 33.4	33.4	104.4 104.3	104.4	7.0 7.0	7.0	7.0	9.9 9.4	9.7	14.3	11.0 11.0	11.0	12.0
					Middle	4.5	26.2 26.2	26.2	7.9 7.9	7.9	33.5 33.5	33.5	102.0 102.7	102.4	6.8 6.9	6.9		14.1 12.3	13.2		13.0 13.0	13.0	
					Bottom	8	26.1 26.1	26.1	7.9 7.9	7.9	33.5 33.5	33.5	101.6 101.2	101.4	6.8 6.8	6.8	6.8	20.8 19.1	20.0		12.0 12.0	12.0	
12-Oct-11	Rainy	Moderate	12:30	8.3	Surface	1	26.1 26.1	26.1	7.9 7.9	7.9	33.0 33.0	33.0	80.7 81.3	81.0	6.2 6.3	6.3	6.3	13.9 13.4	13.7	18.2	17.0 17.0	17.0	16.8
					Middle	4	26.0 26.0	26.0	7.9 7.9	7.9	33.4 33.4	33.4	81.7 79.2	80.5	6.3 6.1	6.2		16.3 16.2	16.3		17.0 17.0	17.0	
					Bottom	7	26.0 26.0	26.0	7.9 7.9	7.9	33.6 33.6	33.6	76.8 78.9	77.9	6.0 6.1	6.1	6.1	24.9 24.5	24.7		16.0 17.0	16.5	
14-Oct-11	Cloudy	Moderate	12:45	8	Surface	1	26.5 26.5	26.5	7.9 7.9	7.9	29.3 29.4	29.4	93.0 92.3	92.7	6.3 6.3	6.3	6.2	5.0 5.3	5.2	14.2	8.9 8.7	8.8	8.1
					Middle	4	26.4 26.4	26.4	7.9 8.0	8.0	31.3 31.3	31.3	90.3 90.3	90.3	6.1 6.1	6.1		15.3 14.2	14.8		7.0 6.7	6.9	
					Bottom	7	26.3 26.3	26.3	8.0 8.0	8.0	31.6 31.6	31.6	90.0 89.8	89.9	6.1 6.1	6.1	6.1	22.9 22.2	22.6		8.7 8.6	8.7	
16-Oct-11	Sunny	Moderate	14:28	9.1	Surface	1	26.2 26.2	26.2	8.0 8.0	8.0	31.2 31.1	31.2	66.6 65.6	66.1	4.5 4.5	4.5	4.2	8.8 8.9	8.9	22.2	14.0 14.0	14.0	12.8
					Middle	4.5	25.8 25.8	25.8	8.0 8.0	8.0	32.7 32.7	32.7	58.0 54.2	56.1	3.9 3.7	3.8		20.8 20.7	20.8		7.4 7.5	7.5	
					Bottom	8	25.8 25.8	25.8	8.0 8.0	8.0	33.0 33.0	33.0	51.4 50.3	50.9	3.5 3.4	3.5	3.5	36.8 36.9	36.9		17.0 17.0	17.0	
18-Oct-11	Sunny	Moderate	15:06	8.2	Surface	1	26.4 26.6	26.5	8.0 8.0	8.0	29.5 29.2	29.4	103.5 103.4	103.5	7.1 7.1	7.1	6.8	4.5 4.0	4.3	13.2	3.3 3.4	3.4	4.3
					Middle	4	26.0 26.0	26.0	8.0 8.0	8.0	31.7 31.7	31.7	95.4 94.0	94.7	6.5 6.4	6.5		10.4 10.8	10.6		4.2 4.1	4.2	
					Bottom	7	26.0 26.0	26.0	8.0 8.0	8.0	31.8 31.8	31.8	92.8 92.6	92.7	6.3 6.3	6.3	6.3	24.6 24.8	24.7		5.5 5.5	5.5	
22-Oct-11	Sunny	Moderate	09:01	8.2	Surface	1	26.1 26.1	26.1	8.2 8.2	8.2	28.0 28.0	28.0	147.4 147.5	147.5	10.2 10.2	10.2	9.3	2.4 2.2	2.3	15.0	12.0 11.0	11.5	7.3
					Middle	4	26.0 26.0	26.0	8.1 8.1	8.1	29.2 29.3	29.3	118.5 120.6	119.6	8.2 8.3	8.3		3.3 3.4	3.4		5.3 5.2	5.3	
					Bottom	7	25.9 25.9	25.9	8.0 8.0	8.0	32.1 32.1	32.1	104.1 103.9	104.0	7.1 7.1	7.1	7.1	36.4 42.1	39.3		5.3 5.1	5.2	
25-Oct-11	Sunny	Moderate	11:58	8.3	Surface	1	26.4 26.4	26.4	8.0 8.0	8.0	29.3 29.4	29.4	77.9 72.4	75.2	5.4 5.0	5.2	5.1	4.7 4.8	4.8	21.1	5.6 5.5	5.6	7.8
					Middle	4	26.3 26.3	26.3	7.9 7.9	7.9	32.9 32.9	32.9	73.9 73.6	73.8	5.0 5.0	5.0		20.7 21.2	21.0		10.0 10.0	10.0	
					Bottom	7	26.3 26.3	26.3	7.9 7.9	7.9	33.0 33.0	33.0	66.0 65.4	65.7	4.5 4.4	4.5	4.5	37.1 38.0	37.6		7.7 7.8	7.8	

Remarks: * DA: Depth-Averaged
** Calm: Small or no wave; Moderate: Between calm and rough; Rough : White capped or rougher

Water Quality Monitoring Results at ST2 - Mid-Ebb Tide

Date	Weather Condition	Sea Condition**	Sampling Time	Water Depth (m)	Sampling Depth (m)		Water Temperature (°C)		pH		Salinity ppt		DO Saturation (%)		Dissolved Oxygen (mg/L)			Turbidity(NTU)			Suspended Solids (mg/L)		
							Value	Average	Value	Average	Value	Average	Value	Average	Value	Average	DA*	Value	Average	DA*	Value	Average	DA*
27-Oct-11	Cloudy	Moderate	12:13	9	Surface	1	25.9 25.9	25.9	8.2 8.2	8.2	32.1 32.1	32.1	80.8 80.0	80.4	6.1 6.0	6.1	5.9	6.4 6.5	6.5	8.7	7.3 7.2	7.3	8.4
					Middle	4.5	25.8 25.8	25.8	8.2 8.2	8.2	32.4 31.1	31.8	73.7 73.0	73.4	5.6 5.5	5.6		9.2 9.2	9.2		9.1 8.9	9.0	
					Bottom	8	25.8 25.8	25.8	8.2 8.2	8.2	32.5 31.3	31.9	68.0 68.1	68.1	5.1 5.2	5.2	5.2	10.3 10.3	10.3		8.9 8.7	8.8	
29-Oct-11	Sunny	Moderate	09:38	9.1	Surface	1	25.8 25.9	25.9	8.1 8.1	8.1	30.0 29.9	30.0	110.2 109.9	110.1	7.8 7.7	7.8	7.3	4.6 4.3	4.5	12.6	8.5 8.2	8.4	8.7
					Middle	4.5	25.6 25.6	25.6	8.1 8.1	8.1	31.1 30.8	31.0	95.5 95.5	95.5	6.7 6.7	6.7		7.8 8.0	7.9		6.8 6.6	6.7	
					Bottom	8	25.5 25.5	25.5	8.1 8.1	8.1	32.1 31.8	32.0	88.0 87.9	88.0	6.1 6.1	6.1	6.1	24.4 26.4	25.4		11.0 11.0	11.0	
31-Oct-11	Sunny	Moderate	15:22	8.2	Surface	1	25.5 25.7	25.6	8.1 8.1	8.1	31.9 31.9	31.9	106.3 105.4	105.9	7.3 7.2	7.3	7.3	11.5 11.2	11.4	33.8	7.1 7.0	7.1	8.5
					Middle	4	25.5 25.5	25.5	8.1 8.1	8.1	31.9 31.9	31.9	105.5 105.5	105.5	7.2 7.2	7.2		40.8 39.0	39.9		10.0 11.0	10.5	
					Bottom	7	25.5 25.5	25.5	8.1 8.1	8.1	32.0 32.0	32.0	105.2 105.1	105.2	7.2 7.2	7.2	7.2	50.5 49.9	50.2		8.0 8.0	8.0	

Remarks: * DA: Depth-Averaged
** Calm: Small or no wave; Moderate: Between calm and rough; Rough : White capped or rougher

Water Quality Monitoring Results at ST2 - Mid-Flood Tide

Date	Weather Condition	Sea Condition**	Sampling Time	Water Depth (m)	Sampling Depth (m)		Water Temperature (°C)		pH		Salinity ppt		DO Saturation (%)		Dissolved Oxygen (mg/L)			Turbidity(NTU)			Suspended Solids (mg/L)		
							Value	Average	Value	Average	Value	Average	Value	Average	Value	Average	DA*	Value	Average	DA*	Value	Average	DA*
6-Oct-11	Fine	Moderate	16:10	7.9	Surface	1	26.0 26.0	26.0	8.0 8.0	8.0	30.6 30.6	30.6	80.7 80.3	80.5	5.5 5.4	5.5	5.5	7.2 7.1	7.2	12.4	7.3 7.2	7.3	8.9
					Middle	4	25.9 25.9	25.9	8.0 8.0	8.0	31.0 30.9	31.0	80.9 80.7	80.8	5.5 5.5	5.5		7.5 7.6	7.6		9.3 9.4	9.4	
					Bottom	7	25.8 25.8	25.8	8.0 8.0	8.0	30.1 30.1	30.1	81.3 81.2	81.3	5.5 5.5	5.5	5.5	21.1 23.6	22.4		10.0 10.0	10.0	
8-Oct-11	Sunny	Moderate	15:55	7.7	Surface	1	26.4 26.5	26.5	7.7 7.7	7.7	31.4 31.2	31.3	90.3 90.0	90.2	6.5 6.5	6.5	6.6	8.1 8.4	8.3	8.8	5.7 5.6	5.7	8.8
					Middle	4	26.2 26.2	26.2	7.6 7.7	7.7	31.7 31.9	31.8	92.5 91.5	92.0	6.6 6.6	6.6		5.9 6.8	6.4		9.6 9.6	9.6	
					Bottom	7	26.1 26.1	26.1	7.6 7.7	7.7	32.1 32.2	32.2	91.5 90.9	91.2	6.6 6.5	6.6	6.6	11.1 12.2	11.7		11.0 11.0	11.0	
10-Oct-11	Cloudy	Moderate	16:39	8	Surface	1	26.5 26.5	26.5	7.9 7.9	7.9	31.5 31.6	31.6	99.1 95.5	97.3	6.7 6.4	6.6	6.5	10.0 9.7	9.9	12.4	8.3 8.0	8.2	9.7
					Middle	4	26.5 26.5	26.5	7.9 7.9	7.9	31.7 31.8	31.8	94.9 92.5	93.7	6.4 6.2	6.3		11.4 11.2	11.3		10.0 9.9	10.0	
					Bottom	7	26.5 26.5	26.5	7.9 7.9	7.9	32.1 32.1	32.1	93.5 95.4	94.5	6.3 6.4	6.4	6.4	15.7 16.3	16.0		11.0 11.0	11.0	
12-Oct-11	Rainy	Moderate	17:22	8	Surface	1	26.5 26.5	26.5	7.9 7.9	7.9	30.2 30.3	30.3	78.8 79.6	79.2	6.5 6.5	6.5	6.5	8.2 8.1	8.2	12.6	5.8 5.8	5.8	10.6
					Middle	4	26.3 26.3	26.3	7.9 7.9	7.9	31.3 31.2	31.3	78.6 79.2	78.9	6.5 6.5	6.5		10.8 11.4	11.1		8.7 8.5	8.6	
					Bottom	7	26.2 26.2	26.2	7.9 7.9	7.9	32.0 31.9	32.0	79.4 80.1	79.8	6.5 6.5	6.5	6.5	18.9 18.2	18.6		18.0 17.0	17.5	
14-Oct-11	Cloudy	Moderate	08:32	7.8	Surface	1	26.5 26.5	26.5	7.9 7.9	7.9	29.1 29.1	29.1	90.1 89.8	90.0	6.2 6.1	6.2	6.2	5.8 6.3	6.1	21.8	9.4 9.3	9.4	12.5
					Middle	4	26.4 26.4	26.4	7.9 7.9	7.9	30.7 30.4	30.6	89.3 89.2	89.3	6.1 6.1	6.1		12.0 9.9	11.0		13.0 13.0	13.0	
					Bottom	7	26.3 26.3	26.3	7.9 8.0	8.0	31.3 31.3	31.3	89.5 89.4	89.5	6.1 6.0	6.1	6.1	48.9 47.6	48.3		15.0 15.0	15.0	
16-Oct-11	Sunny	Moderate	11:22	8.9	Surface	1	26.0 26.0	26.0	8.0 8.0	8.0	28.8 28.9	28.9	66.2 61.5	63.9	4.6 4.2	4.4	4.4	7.2 7.3	7.3	33.6	10.0 9.9	10.0	9.7
					Middle	4.5	25.9 25.9	25.9	8.0 8.0	8.0	32.2 32.2	32.2	62.8 62.6	62.7	4.3 4.2	4.3		33.2 33.7	33.5		9.2 9.0	9.1	
					Bottom	8	25.9 25.9	25.9	7.9 8.0	8.0	32.3 32.3	32.3	56.1 55.6	55.9	3.8 3.8	3.8	3.8	59.6 60.5	60.1		10.0 10.0	10.0	
18-Oct-11	Sunny	Moderate	11:53	8.3	Surface	1	26.4 26.4	26.4	7.9 8.0	8.0	28.2 28.4	28.3	94.5 94.4	94.5	6.5 6.5	6.5	6.5	5.0 4.7	4.9	13.7	8.5 8.5	8.5	7.7
					Middle	4	26.1 26.1	26.1	8.0 8.0	8.0	29.7 30.8	30.3	93.8 92.8	93.3	6.4 6.3	6.4		9.6 9.2	9.4		7.0 7.0	7.0	
					Bottom	7	26.0 26.0	26.0	8.0 8.0	8.0	31.4 31.5	31.5	92.4 92.2	92.3	6.3 6.3	6.3	6.3	26.7 26.6	26.7		7.7 7.4	7.6	
22-Oct-11	Sunny	Moderate	14:51	8	Surface	1	26.7 26.6	26.7	8.2 8.2	8.2	27.4 27.9	27.7	147.1 148.7	147.9	10.1 10.2	10.2	9.2	4.1 4.0	4.1	7.7	12.0 12.0	12.0	9.8
					Middle	4	26.1 26.2	26.2	8.1 8.1	8.1	29.6 29.5	29.6	116.1 119.3	117.7	8.0 8.2	8.1		7.9 8.1	8.0		9.2 9.4	9.3	
					Bottom	7	26.0 26.0	26.0	8.0 8.0	8.0	31.1 31.1	31.1	107.6 108.6	108.1	7.3 7.4	7.4	7.4	11.0 11.0	11.0		8.2 8.1	8.2	
25-Oct-11	Sunny	Moderate	16:22	8.2	Surface	1	26.6 26.6	26.6	8.0 8.0	8.0	30.6 30.6	30.6	83.3 82.0	82.7	5.7 5.6	5.7	5.3	5.5 5.6	5.6	18.9	25.0 25.0	25.0	23.0
					Middle	4	26.3 26.3	26.3	7.9 7.9	7.9	32.3 32.3	32.3	72.5 67.8	70.2	4.9 4.6	4.8		17.5 17.4	17.5		20.0 20.0	20.0	
					Bottom	7	26.3 26.3	26.3	7.9 7.9	7.9	32.7 32.7	32.7	64.3 62.9	63.6	4.3 4.3	4.3	4.3	33.5 33.6	33.6		24.0 24.0	24.0	

Remarks: * DA: Depth-Averaged
** Calm: Small or no wave; Moderate: Between calm and rough; Rough : White capped or rougher

Water Quality Monitoring Results at ST2 - Mid-Flood Tide

Date	Weather Condition	Sea Condition**	Sampling Time	Water Depth (m)	Sampling Depth (m)		Water Temperature (°C)		pH		Salinity ppt		DO Saturation (%)		Dissolved Oxygen (mg/L)			Turbidity(NTU)			Suspended Solids (mg/L)		
							Value	Average	Value	Average	Value	Average	Value	Average	Value	Average	DA*	Value	Average	DA*	Value	Average	DA*
27-Oct-11	Cloudy	Moderate	07:35	8.8	Surface	1	25.9 25.9	25.9	8.2 8.2	8.2	30.5 30.5	30.5	105.9 105.8	105.9	8.1 8.0	8.1	7.9	8.1 7.8	8.0	16.6	13.0 13.0	13.0	12.0
					Middle	4.5	25.9 25.9	25.9	8.2 8.2	8.2	30.6 30.6	30.6	100.4 98.6	99.5	7.6 7.5	7.6		11.3 10.7	11.0		11.0 11.0	11.0	
					Bottom	8	26.0 26.0	26.0	8.2 8.2	8.2	29.7 30.6	30.2	77.7 77.5	77.6	5.9 5.9	5.9	5.9	30.6 30.8	30.7		12.0 12.0	12.0	
29-Oct-11	Sunny	Moderate	13:44	8.7	Surface	1	25.8 25.8	25.8	8.0 8.1	8.1	30.3 30.7	30.5	95.3 96.1	95.7	6.5 6.6	6.6	6.7	7.6 7.5	7.6	17.2	13.0 13.0	13.0	11.7
					Middle	4.5	25.5 25.5	25.5	8.1 8.1	8.1	31.7 31.8	31.8	94.8 101.2	98.0	6.5 6.9	6.7		18.4 18.5	18.5		14.0 14.0	14.0	
					Bottom	8	25.5 25.5	25.5	8.1 8.1	8.1	32.0 32.0	32.0	95.6 98.2	96.9	6.6 6.7	6.7	6.7	25.8 25.1	25.5		8.2 8.1	8.2	
31-Oct-11	Sunny	Moderate	11:41	8.2	Surface	1	25.9 25.9	25.9	8.0 8.0	8.0	30.2 30.2	30.2	100.9 100.7	100.8	6.9 6.9	6.9	6.9	8.0 7.9	8.0	26.7	12.0 11.0	11.5	11.8
					Middle	4	25.6 25.6	25.6	8.0 8.0	8.0	30.8 30.8	30.8	99.7 99.8	99.8	6.8 6.8	6.8		22.5 22.8	22.7		11.0 11.0	11.0	
					Bottom	7	25.6 25.6	25.6	8.0 8.0	8.0	30.8 30.8	30.8	98.1 98.0	98.1	6.7 6.7	6.7	6.7	49.7 49.3	49.5		13.0 13.0	13.0	

Remarks: * DA: Depth-Averaged
** Calm: Small or no wave; Moderate: Between calm and rough; Rough : White capped or rougher

Water Quality Monitoring Results at ST3 - Mid-Ebb Tide

Date	Weather Condition	Sea Condition**	Sampling Time	Water Depth (m)	Sampling Depth (m)		Water Temperature (°C)		pH		Salinity ppt		DO Saturation (%)		Dissolved Oxygen (mg/L)			Turbidity(NTU)			Suspended Solids (mg/L)		
							Value	Average	Value	Average	Value	Average	Value	Average	Value	Average	DA*	Value	Average	DA*	Value	Average	DA*
6-Oct-11	Fine	Moderate	10:00	13.1	Surface	1	26.1 26.1	26.1	8.1 8.1	8.1	31.6 31.6	31.6	80.1 80.0	80.1	5.4 5.4	5.4	5.4	26.8 29.7	28.3	34.3	33.0 32.0	32.5	31.0
					Middle	6.5	26.1 26.1	26.1	8.1 8.1	8.1	31.7 31.7	31.7	79.8 79.8	79.8	5.4 5.4	5.4		34.9 42.0	38.5		27.0 27.0	27.0	
					Bottom	12	26.1 26.1	26.1	8.1 8.1	8.1	31.8 32.0	31.9	79.7 79.8	79.8	5.4 5.4	5.4	5.4	35.8 36.4	36.1		33.0 34.0	33.5	
8-Oct-11	Sunny	Moderate	11:18	14	Surface	1	26.5 26.4	26.5	7.9 7.9	7.9	31.7 31.7	31.7	94.7 93.9	94.3	6.5 6.5	6.5	6.5	7.5 8.8	8.2	43.7	9.5 9.4	9.5	20.0
					Middle	7	26.0 26.0	26.0	7.9 7.9	7.9	31.7 31.7	31.7	92.1 92.2	92.2	6.4 6.4	6.4		31.4 28.2	29.8		29.0 28.0	28.5	
					Bottom	13	26.0 26.0	26.0	7.9 7.9	7.9	31.7 31.7	31.7	91.7 91.6	91.7	6.4 6.4	6.4	6.4	87.5 98.5	93.0		22.0 22.0	22.0	
10-Oct-11	Cloudy	Moderate	12:40	14.5	Surface	1	26.2 26.3	26.3	8.0 8.0	8.0	33.3 33.3	33.3	101.5 103.0	102.3	6.8 6.9	6.9	6.9	5.3 5.7	5.5	157.6	5.0 5.0	5.0	7.3
					Middle	7.5	26.2 26.2	26.2	8.0 8.0	8.0	33.6 33.4	33.5	101.0 103.1	102.1	6.8 6.9	6.9		13.6 15.1	14.4		6.9 7.1	7.0	
					Bottom	14	26.1 26.1	26.1	7.9 8.0	8.0	33.7 33.7	33.7	99.1 99.0	99.1	6.6 6.6	6.6	6.6	496.8 409.2	453.0		9.6 9.9	9.8	
12-Oct-11	Rainy	Moderate	13:45	14	Surface	1	26.1 26.1	26.1	7.9 8.0	8.0	33.6 33.6	33.6	75.8 77.9	76.9	6.3 6.5	6.4	6.6	29.3 28.3	28.8	41.5	21.0 21.0	21.0	28.8
					Middle	7	26.1 26.1	26.1	7.9 8.0	8.0	33.7 33.6	33.7	81.0 83.1	82.1	6.7 6.8	6.8		39.5 34.9	37.2		33.0 32.0	32.5	
					Bottom	13	26.1 26.1	26.1	7.9 7.9	7.9	33.7 33.7	33.7	82.9 84.2	83.6	6.8 6.9	6.9	6.9	59.7 57.2	58.5		33.0 33.0	33.0	
14-Oct-11	Cloudy	Moderate	12:55	12	Surface	1	26.2 26.2	26.2	7.7 7.7	7.7	23.7 23.7	23.7	91.0 91.0	91.0	6.4 6.4	6.4	6.4	6.0 5.8	5.9	12.6	7.7 7.6	7.7	9.2
					Middle	6	26.1 26.1	26.1	7.7 7.7	7.7	25.6 25.5	25.6	90.6 90.7	90.7	6.4 6.4	6.4		7.5 7.6	7.6		10.0 10.0	10.0	
					Bottom	11	26.0 26.0	26.0	7.7 7.7	7.7	27.0 27.0	27.0	89.8 89.6	89.7	6.3 6.3	6.3	6.3	23.5 24.9	24.2		9.9 9.9	9.9	
16-Oct-11	Sunny	Moderate	14:01	15	Surface	1	26.1 26.1	26.1	7.6 7.6	7.6	24.7 24.7	24.7	98.5 98.2	98.4	6.9 6.9	6.9	6.9	3.6 3.5	3.6	6.7	7.5 7.8	7.7	6.8
					Middle	7.5	25.8 25.8	25.8	7.6 7.6	7.6	25.5 25.5	25.5	95.8 95.3	95.6	6.8 6.7	6.8		4.0 4.2	4.1		6.0 5.9	6.0	
					Bottom	14	25.8 25.8	25.8	7.6 7.6	7.6	26.2 26.2	26.2	92.4 92.3	92.4	6.5 6.5	6.5	6.5	12.2 12.4	12.3		6.6 6.8	6.7	
18-Oct-11	Sunny	Moderate	14:22	12.9	Surface	1	27.0 27.1	27.1	7.0 7.1	7.1	27.1 26.9	27.0	85.7 86.8	86.3	6.5 6.6	6.6	6.9	3.1 3.2	3.2	5.1	9.2 9.1	9.2	6.7
					Middle	6.5	27.5 27.5	27.5	7.2 7.2	7.2	28.6 28.6	28.6	92.8 91.6	92.2	7.1 7.0	7.1		4.0 4.0	4.0		5.9 5.7	5.8	
					Bottom	12	27.7 27.6	27.7	7.3 7.3	7.3	29.7 29.7	29.7	86.2 85.3	85.8	6.6 6.5	6.6	6.6	8.0 8.3	8.2		5.3 5.2	5.3	
22-Oct-11	Sunny	Moderate	07:54	11.3	Surface	1	25.7 25.8	25.8	8.1 8.1	8.1	32.0 32.1	32.1	91.3 93.8	92.6	7.2 7.4	7.3	7.2	4.2 4.3	4.3	21.0	10.0 11.0	10.5	9.8
					Middle	5.5	26.0 26.0	26.0	8.0 8.0	8.0	33.0 33.1	33.1	89.7 89.4	89.6	7.1 7.1	7.1		23.0 23.6	23.3		9.0 9.2	9.1	
					Bottom	10	26.0 26.0	26.0	8.0 8.0	8.0	33.3 33.3	33.3	86.1 85.9	86.0	6.8 6.8	6.8	6.8	35.2 35.7	35.5		9.8 10.0	9.9	
25-Oct-11	Sunny	Moderate	11:42	12.8	Surface	1	26.0 26.0	26.0	8.1 8.1	8.1	29.1 28.8	29.0	92.9 94.1	93.5	7.4 7.5	7.5	7.3	4.4 4.2	4.3	11.4	5.2 5.1	5.2	6.0
					Middle	6.5	26.0 26.0	26.0	8.1 8.1	8.1	32.8 32.8	32.8	88.8 88.5	88.7	7.1 7.1	7.1		7.4 7.4	7.4		6.4 6.4	6.4	
					Bottom	12	25.9 25.9	25.9	8.1 8.1	8.1	33.0 33.0	33.0	87.4 86.6	87.0	7.0 6.9	7.0	7.0	22.4 22.8	22.6		6.5 6.6	6.6	

Remarks: * DA: Depth-Averaged
** Calm: Small or no wave; Moderate: Between calm and rough; Rough : White capped or rougher

Water Quality Monitoring Results at ST3 - Mid-Ebb Tide

Date	Weather Condition	Sea Condition**	Sampling Time	Water Depth (m)	Sampling Depth (m)		Water Temperature (°C)		pH		Salinity ppt		DO Saturation (%)		Dissolved Oxygen (mg/L)			Turbidity(NTU)			Suspended Solids (mg/L)		
							Value	Average	Value	Average	Value	Average	Value	Average	Value	Average	DA*	Value	Average	DA*	Value	Average	DA*
27-Oct-11	Cloudy	Moderate	13:04	13	Surface	1	26.0 26.0	26.0	8.1 8.1	8.1	31.7 31.7	31.7	103.6 104.2	103.9	7.0 7.1	7.1	7.0	5.8 5.7	5.8	18.5	15.0 14.0	14.5	10.1
					Middle	6.5	25.7 25.7	25.7	8.1 8.1	8.1	32.3 32.3	32.3	100.9 100.4	100.7	6.9 6.8	6.9		7.9 8.1	8.0		9.0 8.8	8.9	
					Bottom	12	25.7 25.7	25.7	8.1 8.1	8.1	32.8 32.8	32.8	96.5 96.2	96.4	6.5 6.5	6.5	6.5	43.7 39.4	41.6		7.0 6.8	6.9	
29-Oct-11	Sunny	Moderate	14:23	12.9	Surface	1	25.6 25.6	25.6	7.8 7.8	7.8	31.8 31.8	31.8	153.1 153.1	153.1	10.5 10.5	10.5	10.1	6.5 6.4	6.5	31.5	10.0 9.9	10.0	11.9
					Middle	6.5	25.6 25.6	25.6	7.8 7.8	7.8	32.0 32.0	32.0	141.0 143.6	142.3	9.6 9.8	9.7		12.3 12.4	12.4		18.0 17.0	17.5	
					Bottom	12	25.7 25.7	25.7	7.8 7.9	7.9	32.2 32.2	32.2	134.2 134.2	134.2	9.1 9.1	9.1	9.1	74.3 77.1	75.7		8.3 8.1	8.2	
31-Oct-11	Sunny	Moderate	15:53	13.2	Surface	1	25.8 25.8	25.8	7.9 7.9	7.9	28.8 31.6	30.2	85.0 85.5	85.3	6.8 6.8	6.8	6.8	6.4 6.5	6.5	10.8	19.0 19.0	19.0	18.2
					Middle	6.5	25.5 25.6	25.6	7.9 7.9	7.9	32.6 32.6	32.6	83.6 84.4	84.0	6.7 6.8	6.8		10.1 10.7	10.4		22.0 22.0	22.0	
					Bottom	12	25.5 25.5	25.5	7.9 7.9	7.9	32.8 32.8	32.8	82.8 82.5	82.7	6.6 6.6	6.6	6.6	15.9 15.0	15.5		13.0 14.0	13.5	

Remarks: * DA: Depth-Averaged
** Calm: Small or no wave; Moderate: Between calm and rough; Rough : White capped or rougher

Water Quality Monitoring Results at ST3 - Mid-Flood Tide

Date	Weather Condition	Sea Condition**	Sampling Time	Water Depth (m)	Sampling Depth (m)		Water Temperature (°C)		pH		Salinity ppt		DO Saturation (%)		Dissolved Oxygen (mg/L)			Turbidity(NTU)			Suspended Solids (mg/L)		
							Value	Average	Value	Average	Value	Average	Value	Average	Value	Average	DA*	Value	Average	DA*	Value	Average	DA*
6-Oct-11	Fine	Moderate	17:26	13	Surface	1	26.2 26.2	26.2	8.1 8.1	8.1	32.5 32.7	32.6	80.0 79.9	80.0	5.4 5.4	5.4	5.4	19.3 18.1	18.7	33.6	28.0 27.0	27.5	26.5
					Middle	6.5	26.2 26.2	26.2	8.1 8.1	8.1	28.0 32.7	30.4	79.9 79.8	79.9	5.4 5.4	5.4		32.7 33.2	33.0		25.0 25.0	25.0	
					Bottom	12	26.2 26.2	26.2	8.1 8.1	8.1	31.8 31.6	31.7	79.8 79.7	79.8	5.4 5.4	5.4	5.4	46.3 51.8	49.1		27.0 27.0	27.0	
8-Oct-11	Sunny	Moderate	17:21	15	Surface	1	26.0 26.1	26.1	7.8 7.8	7.8	32.4 32.4	32.4	84.4 85.3	84.9	6.4 6.4	6.4	6.4	22.5 24.0	23.3	35.6	35.0 35.0	35.0	35.5
					Middle	7.5	26.1 26.1	26.1	7.8 7.8	7.8	32.6 32.5	32.6	85.1 85.2	85.2	6.4 6.4	6.4		35.5 31.7	33.6		22.0 22.0	22.0	
					Bottom	14	26.1 26.1	26.1	7.8 7.8	7.8	32.5 32.5	32.5	83.4 85.0	84.2	6.3 6.4	6.4	6.4	48.7 51.3	50.0		50.0 49.0	49.5	
10-Oct-11	Cloudy	Moderate	17:46	15	Surface	1	26.2 26.1	26.2	8.0 8.0	8.0	33.7 33.7	33.7	72.6 71.9	72.3	4.9 4.8	4.9	4.9	82.0 85.2	83.6	135.9	40.0 40.0	40.0	43.3
					Middle	7.5	26.2 26.2	26.2	8.0 8.0	8.0	33.7 33.7	33.7	72.0 70.4	71.2	4.8 4.7	4.8		98.9 97.5	98.2		41.0 42.0	41.5	
					Bottom	14	26.2 26.2	26.2	8.0 8.0	8.0	33.7 33.7	33.7	66.6 69.0	67.8	4.5 4.6	4.6	4.6	227.9 223.8	225.9		48.0 49.0	48.5	
12-Oct-11	Rainy	Moderate	18:30	14	Surface	1	26.0 26.0	26.0	8.0 8.0	8.0	33.6 33.6	33.6	76.5 77.0	76.8	6.5 6.5	6.5	6.5	56.4 56.2	56.3	146.3	33.0 35.0	34.0	41.0
					Middle	7	26.1 26.1	26.1	8.0 8.0	8.0	33.6 33.6	33.6	76.4 78.5	77.5	6.4 6.6	6.5		121.7 109.6	115.7		41.0 42.0	41.5	
					Bottom	13	26.1 26.1	26.1	8.0 8.0	8.0	33.6 33.6	33.6	76.7 79.3	78.0	6.4 6.6	6.5	6.5	296.2 237.4	266.8		47.0 48.0	47.5	
14-Oct-11	Cloudy	Moderate	08:33	12	Surface	1	26.2 26.2	26.2	7.7 7.7	7.7	22.8 22.8	22.8	91.2 91.2	91.2	6.5 6.5	6.5	6.5	6.8 6.7	6.8	12.1	14.0 14.0	14.0	10.5
					Middle	6	26.1 26.1	26.1	7.7 7.7	7.7	24.3 24.3	24.3	91.6 91.4	91.5	6.5 6.5	6.5		7.6 7.6	7.6		6.5 6.5	6.5	
					Bottom	11	26.1 26.1	26.1	7.7 7.7	7.7	25.4 25.4	25.4	91.5 91.5	91.5	6.4 6.4	6.4	6.4	21.0 22.6	21.8		11.0 11.0	11.0	
16-Oct-11	Sunny	Moderate	10:49	14.7	Surface	1	25.7 25.7	25.7	7.8 7.8	7.8	25.9 25.9	25.9	94.9 94.8	94.9	6.7 6.7	6.7	6.7	4.8 4.8	4.8	34.8	8.3 8.2	8.3	10.1
					Middle	7.5	25.7 25.7	25.7	7.8 7.8	7.8	26.3 26.3	26.3	94.2 94.3	94.3	6.6 6.6	6.6		6.6 6.8	6.7		10.0 9.8	9.9	
					Bottom	14	25.8 25.8	25.8	7.8 7.8	7.8	27.2 27.3	27.3	93.0 92.8	92.9	6.5 6.5	6.5	6.5	92.6 93.3	93.0		12.0 12.0	12.0	
18-Oct-11	Sunny	Moderate	11:12	12.2	Surface	1	26.2 26.2	26.2	7.3 7.4	7.4	24.6 24.5	24.6	72.4 76.8	74.6	5.5 5.8	5.7	5.7	2.4 2.5	2.5	4.4	8.1 8.1	8.1	8.2
					Middle	6	25.9 25.9	25.9	7.5 7.5	7.5	26.0 26.0	26.0	74.0 72.5	73.3	5.6 5.5	5.6		3.1 3.0	3.1		7.4 7.4	7.4	
					Bottom	11	26.0 25.9	26.0	7.5 7.5	7.5	27.0 27.0	27.0	76.7 78.3	77.5	5.8 6.0	5.9	5.9	7.3 8.0	7.7		9.1 9.1	9.1	
22-Oct-11	Sunny	Moderate	14:22	12.2	Surface	1	26.5 26.6	26.6	8.1 8.1	8.1	27.8 27.8	27.8	92.9 94.1	93.5	7.3 7.4	7.4	7.6	3.8 3.8	3.8	12.8	9.1 9.2	9.2	12.4
					Middle	6	26.2 26.3	26.3	8.0 7.9	8.0	31.9 32.0	32.0	98.1 94.5	96.3	7.8 7.5	7.7		12.1 13.6	12.9		18.0 18.0	18.0	
					Bottom	11	26.1 26.1	26.1	7.9 7.9	7.9	32.8 32.6	32.7	94.2 90.3	92.3	7.4 7.1	7.3	7.3	21.6 22.0	21.8		10.0 10.0	10.0	
25-Oct-11	Sunny	Moderate	15:38	12.9	Surface	1	26.1 26.1	26.1	8.0 8.0	8.0	31.8 31.9	31.9	87.4 88.3	87.9	7.0 7.1	7.1	7.1	20.5 19.4	20.0	34.1	12.0 12.0	12.0	12.5
					Middle	6.5	26.0 26.0	26.0	8.0 8.0	8.0	32.2 32.2	32.2	88.0 87.9	88.0	7.0 7.0	7.0		15.5 15.6	15.6		12.0 12.0	12.0	
					Bottom	12	26.0 26.0	26.0	8.0 8.0	8.0	32.2 32.2	32.2	87.4 87.8	87.6	7.0 7.0	7.0	7.0	66.4 67.1	66.8		14.0 13.0	13.5	

Remarks: * DA: Depth-Averaged
** Calm: Small or no wave; Moderate: Between calm and rough; Rough : White capped or rougher

Water Quality Monitoring Results at ST3 - Mid-Flood Tide

Date	Weather Condition	Sea Condition**	Sampling Time	Water Depth (m)	Sampling Depth (m)		Water Temperature (°C)		pH		Salinity ppt		DO Saturation (%)		Dissolved Oxygen (mg/L)			Turbidity(NTU)			Suspended Solids (mg/L)		
							Value	Average	Value	Average	Value	Average	Value	Average	Value	Average	DA*	Value	Average	DA*	Value	Average	DA*
27-Oct-11	Cloudy	Moderate	06:57	13	Surface	1	25.6 25.6	25.6	8.1 8.1	8.1	30.8 30.8	30.8	94.2 94.4	94.3	6.5 6.5	6.5	6.5	10.2 10.3	10.3	20.3	14.0 13.0	13.5	14.2
					Middle	6.5	25.7 25.7	25.7	8.1 8.1	8.1	32.0 32.0	32.0	95.4 95.2	95.3	6.5 6.5	6.5		14.2 14.1	14.2		15.0 16.0	15.5	
					Bottom	12	25.7 25.7	25.7	8.1 8.1	8.1	33.0 33.0	33.0	95.3 95.1	95.2	6.5 6.4	6.5	6.5	37.4 35.2	36.3		14.0 13.0	13.5	
29-Oct-11	Sunny	Moderate	10:23	13.7	Surface	1	25.6 25.6	25.6	8.0 8.0	8.0	31.2 31.2	31.2	88.4 88.4	88.4	6.1 6.1	6.1	6.1	7.7 7.6	7.7	11.3	13.0 13.0	13.0	13.7
					Middle	7	25.6 25.6	25.6	8.1 8.1	8.1	31.9 31.9	31.9	87.9 87.9	87.9	6.0 6.0	6.0		8.1 8.1	8.1		12.0 12.0	12.0	
					Bottom	13	25.6 25.6	25.6	8.1 8.1	8.1	33.1 33.1	33.1	87.1 87.1	87.1	5.9 5.9	5.9	5.9	18.1 18.2	18.2		16.0 16.0	16.0	
31-Oct-11	Sunny	Moderate	11:12	13.1	Surface	1	25.5 25.5	25.5	8.0 8.0	8.0	33.2 33.2	33.2	92.1 91.8	92.0	7.4 7.3	7.4	7.3	18.1 17.3	17.7	43.4	20.0 20.0	20.0	20.3
					Middle	6.5	25.5 25.5	25.5	8.0 8.0	8.0	33.2 27.0	30.1	88.0 92.1	90.1	7.0 7.4	7.2		43.6 43.0	43.3		17.0 17.0	17.0	
					Bottom	12	25.5 25.5	25.5	8.0 8.0	8.0	27.3 33.2	30.3	89.1 99.5	94.3	7.1 8.0	7.6	7.6	67.7 70.7	69.2		24.0 24.0	24.0	

Remarks: * DA: Depth-Averaged
** Calm: Small or no wave; Moderate: Between calm and rough; Rough : White capped or rougher

Water Quality Monitoring Results at IS1 - Mid-Ebb Tide

Date	Weather Condition	Sea Condition**	Sampling Time	Water Depth (m)	Sampling Depth (m)		Water Temperature (°C)		pH		Salinity ppt		DO Saturation (%)		Dissolved Oxygen (mg/L)			Turbidity(NTU)			Suspended Solids (mg/L)		
							Value	Average	Value	Average	Value	Average	Value	Average	Value	Average	DA*	Value	Average	DA*	Value	Average	DA*
6-Oct-11	Fine	Moderate	08:50	9	Surface	1	26.1 26.1	26.1	8.1 8.1	8.1	32.7 32.7	32.7	80.8 80.1	80.5	5.4 5.4	5.4	5.4	15.7 14.9	15.3	17.0	20.0 19.0	19.5	19.5
					Middle	4.5	26.1 26.1	26.1	8.1 8.1	8.1	31.5 31.4	31.5	80.3 80.1	80.2	5.4 5.4	5.4		15.8 15.7	15.8		17.0 17.0	17.0	
					Bottom	8	26.1 26.1	26.1	8.1 8.1	8.1	32.4 32.4	32.4	80.2 80.0	80.1	5.4 5.4	5.4	5.4	19.7 20.2	20.0		22.0 22.0	22.0	
8-Oct-11	Sunny	Moderate	10:45	10.1	Surface	1	26.3 26.3	26.3	7.9 7.9	7.9	31.7 31.6	31.7	95.9 94.9	95.4	6.6 6.6	6.6	6.6	8.0 8.1	8.1	12.6	13.0 12.0	12.5	12.0
					Middle	5	26.0 26.0	26.0	7.9 7.9	7.9	31.7 31.6	31.7	93.7 92.8	93.3	6.5 6.4	6.5		10.1 9.5	9.8		11.0 11.0	11.0	
					Bottom	9	26.0 26.0	26.0	7.9 7.9	7.9	31.7 31.6	31.7	93.2 91.8	92.5	6.5 6.4	6.5	6.5	19.1 20.8	20.0		12.0 13.0	12.5	
10-Oct-11	Cloudy	Moderate	12:11	11	Surface	1	26.2 26.2	26.2	7.9 7.9	7.9	33.4 33.3	33.4	101.9 101.3	101.6	6.8 6.8	6.8	6.8	10.1 9.8	10.0	27.9	11.0 11.0	11.0	11.7
					Middle	5.5	26.1 26.1	26.1	7.9 7.9	7.9	33.7 33.7	33.7	98.4 99.7	99.1	6.6 6.7	6.7		17.6 18.5	18.1		11.0 11.0	11.0	
					Bottom	10	26.1 26.1	26.1	7.9 7.9	7.9	33.7 33.7	33.7	99.1 97.5	98.3	6.6 6.5	6.6	6.6	53.1 57.9	55.5		13.0 13.0	13.0	
12-Oct-11	Rainy	Moderate	13:19	11	Surface	1	26.1 26.1	26.1	7.9 8.0	8.0	33.3 33.3	33.3	77.8 80.2	79.0	6.4 6.6	6.5	6.5	19.2 19.9	19.6	41.7	15.0 15.0	15.0	15.5
					Middle	5.5	26.1 26.0	26.1	7.9 7.9	7.9	33.5 33.5	33.5	79.1 80.0	79.6	6.5 6.5	6.5		14.5 15.3	14.9		17.0 16.0	16.5	
					Bottom	10	26.0 26.0	26.0	7.9 7.9	7.9	33.7 33.7	33.7	78.2 81.0	79.6	6.4 6.6	6.5	6.5	95.3 85.7	90.5		15.0 15.0	15.0	
14-Oct-11	Cloudy	Moderate	13:17	10	Surface	1	26.4 26.4	26.4	7.8 7.7	7.8	23.7 23.7	23.7	93.9 93.9	93.9	6.6 6.6	6.6	6.5	4.4 4.5	4.5	13.8	5.7 5.8	5.8	6.3
					Middle	5	26.0 26.0	26.0	7.7 7.8	7.8	26.2 26.2	26.2	91.6 91.3	91.5	6.4 6.4	6.4		9.5 9.7	9.6		6.4 6.4	6.4	
					Bottom	9	26.0 26.0	26.0	7.8 7.8	7.8	26.6 26.6	26.6	89.8 89.6	89.7	6.3 6.3	6.3	6.3	28.0 26.4	27.2		6.7 6.5	6.6	
16-Oct-11	Sunny	Moderate	14:44	10	Surface	1	26.2 26.2	26.2	7.8 7.8	7.8	25.0 25.0	25.0	98.4 98.6	98.5	6.9 6.9	6.9	6.9	3.8 3.7	3.8	7.6	6.0 5.8	5.9	7.3
					Middle	5	25.8 25.8	25.8	7.8 7.8	7.8	25.4 25.6	25.5	96.2 95.7	96.0	6.8 6.7	6.8		4.4 4.5	4.5		7.4 7.3	7.4	
					Bottom	9	25.8 25.8	25.8	7.8 7.8	7.8	26.3 26.4	26.4	91.7 91.4	91.6	6.4 6.4	6.4	6.4	13.8 15.0	14.4		8.5 8.8	8.7	
18-Oct-11	Sunny	Moderate	14:56	8	Surface	1	28.5 28.4	28.5	7.3 7.4	7.4	26.8 26.8	26.8	94.9 95.5	95.2	7.2 7.3	7.3	7.1	3.3 3.6	3.5	5.1	9.2 9.5	9.4	7.2
					Middle	4	27.0 27.2	27.1	7.2 7.2	7.2	28.1 28.2	28.2	90.3 88.9	89.6	6.9 6.8	6.9		4.5 4.8	4.7		5.5 5.6	5.6	
					Bottom	7	27.5 27.5	27.5	7.2 7.2	7.2	30.1 30.1	30.1	95.9 92.4	94.2	7.3 7.0	7.2	7.2	6.7 7.2	7.0		6.7 6.6	6.7	
22-Oct-11	Sunny	Moderate	07:35	9	Surface	1	25.5 25.4	25.5	8.1 8.1	8.1	30.7 30.7	30.7	100.1 101.1	100.6	7.9 8.0	8.0	7.8	3.9 4.0	4.0	5.9	7.8 7.9	7.9	8.7
					Middle	4.5	26.1 26.1	26.1	8.0 8.0	8.0	32.5 32.6	32.6	94.9 96.5	95.7	7.5 7.6	7.6		3.8 3.9	3.9		7.4 7.2	7.3	
					Bottom	8	26.0 26.0	26.0	8.0 8.0	8.0	33.0 33.0	33.0	85.6 85.3	85.5	6.8 6.7	6.8	6.8	10.0 9.8	9.9		11.0 11.0	11.0	
25-Oct-11	Sunny	Moderate	11:23	9	Surface	1	26.1 26.1	26.1	8.1 8.1	8.1	29.0 29.0	29.0	85.1 86.1	85.6	6.8 6.9	6.9	7.1	3.6 3.4	3.5	6.8	7.1 7.1	7.1	7.1
					Middle	4.5	26.1 26.0	26.1	8.1 8.1	8.1	31.8 31.8	31.8	89.8 90.0	89.9	7.2 7.2	7.2		6.1 6.3	6.2		7.5 7.7	7.6	
					Bottom	8	26.0 26.0	26.0	8.1 8.1	8.1	32.5 32.5	32.5	94.9 95.5	95.2	7.6 7.6	7.6	7.6	10.5 10.9	10.7		6.4 6.6	6.5	

Remarks: * DA: Depth-Averaged
** Calm: Small or no wave; Moderate: Between calm and rough; Rough : White capped or rougher

Water Quality Monitoring Results at IS1 - Mid-Ebb Tide

Date	Weather Condition	Sea Condition**	Sampling Time	Water Depth (m)	Sampling Depth (m)		Water Temperature (°C)		pH		Salinity ppt		DO Saturation (%)		Dissolved Oxygen (mg/L)			Turbidity(NTU)			Suspended Solids (mg/L)		
							Value	Average	Value	Average	Value	Average	Value	Average	Value	Average	DA*	Value	Average	DA*	Value	Average	DA*
27-Oct-11	Cloudy	Moderate	13:27	9	Surface	1	26.2 26.2	26.2	8.1 8.1	8.1	31.3 31.3	31.3	106.4 106.4	106.4	7.2 7.2	7.2	7.2	6.7 6.6	6.7	10.2	12.0 12.0	12.0	13.0
					Middle	4.5	25.7 25.7	25.7	8.0 8.0	8.0	32.0 32.0	32.0	103.8 102.5	103.2	7.1 7.0	7.1		10.0 10.5	10.3		13.0 13.0	13.0	
					Bottom	8	25.7 25.7	25.7	8.0 8.0	8.0	32.5 32.4	32.5	100.9 100.0	100.5	6.9 6.8	6.9	6.9	13.8 13.3	13.6		14.0 14.0	14.0	
29-Oct-11	Sunny	Moderate	15:04	8	Surface	1	25.8 25.8	25.8	8.0 8.0	8.0	31.4 31.4	31.4	141.5 141.5	141.5	9.7 9.7	9.7	9.4	9.1 9.0	9.1	14.3	16.0 17.0	16.5	16.8
					Middle	4	25.8 25.8	25.8	8.0 8.0	8.0	31.5 31.5	31.5	134.0 134.0	134.0	9.1 9.1	9.1		8.8 8.8	8.8		20.0 20.0	20.0	
					Bottom	7	25.7 25.6	25.7	8.0 8.0	8.0	25.8 32.0	28.9	128.8 128.8	128.8	9.1 8.8	9.0	9.0	24.4 25.7	25.1		14.0 14.0	14.0	
31-Oct-11	Sunny	Moderate	16:15	9	Surface	1	25.6 25.6	25.6	8.0 8.0	8.0	32.2 32.2	32.2	85.0 85.1	85.1	6.8 6.8	6.8	6.9	10.0 9.9	10.0	10.8	18.0 18.0	18.0	16.0
					Middle	4.5	25.5 25.5	25.5	8.0 8.0	8.0	32.4 32.4	32.4	85.3 86.0	85.7	6.8 6.9	6.9		10.3 10.2	10.3		13.0 12.0	12.5	
					Bottom	8	25.5 25.5	25.5	8.0 8.0	8.0	32.9 32.9	32.9	85.0 87.7	86.4	6.8 7.0	6.9	6.9	11.9 12.4	12.2		18.0 17.0	17.5	

Remarks: * DA: Depth-Averaged
** Calm: Small or no wave; Moderate: Between calm and rough; Rough : White capped or rougher

Water Quality Monitoring Results at IS1 - Mid-Flood Tide

Date	Weather Condition	Sea Condition**	Sampling Time	Water Depth (m)	Sampling Depth (m)		Water Temperature (°C)		pH		Salinity ppt		DO Saturation (%)		Dissolved Oxygen (mg/L)			Turbidity(NTU)			Suspended Solids (mg/L)		
							Value	Average	Value	Average	Value	Average	Value	Average	Value	Average	DA*	Value	Average	DA*	Value	Average	DA*
6-Oct-11	Fine	Moderate	16:53	10	Surface	1	26.1 26.1	26.1	8.1 8.1	8.1	31.2 31.3	31.3	80.6 80.7	80.7	5.4 5.4	5.4	5.4	14.1 15.5	14.8	20.9	15.0 15.0	15.0	16.2
					Middle	5	26.1 26.1	26.1	8.1 8.1	8.1	32.2 32.2	32.2	80.6 80.5	80.6	5.4 5.4	5.4		15.9 16.1	16.0		19.0 18.0	18.5	
					Bottom	9	26.1 26.1	26.1	8.1 8.1	8.1	30.6 30.7	30.7	80.5 80.4	80.5	5.4 5.4	5.4	5.4	31.7 32.2	32.0		15.0 15.0	15.0	
8-Oct-11	Sunny	Moderate	16:43	9.5	Surface	1	26.4 26.4	26.4	7.8 7.8	7.8	32.2 32.1	32.2	75.3 76.4	75.9	6.7 6.7	6.7	6.6	7.4 6.3	6.9	16.2	20.0 20.0	20.0	25.3
					Middle	5	26.4 26.4	26.4	7.8 7.8	7.8	32.2 32.3	32.3	91.1 91.2	91.2	6.5 6.5	6.5		12.2 15.1	13.7		27.0 27.0	27.0	
					Bottom	9	26.2 26.1	26.2	7.8 7.8	7.8	32.5 32.3	32.4	91.7 92.3	92.0	6.6 6.6	6.6	6.6	29.7 26.1	27.9		29.0 29.0	29.0	
10-Oct-11	Cloudy	Moderate	17:17	11	Surface	1	26.4 26.4	26.4	7.9 7.9	7.9	32.7 32.7	32.7	99.4 96.7	98.1	6.7 6.5	6.6	6.7	9.2 10.8	10.0	60.3	9.8 9.8	9.8	9.8
					Middle	5.5	26.3 26.4	26.4	7.9 7.9	7.9	33.2 33.0	33.1	100.3 99.4	99.9	6.7 6.7	6.7		14.6 15.8	15.2		11.0 10.0	10.5	
					Bottom	10	26.3 26.3	26.3	8.0 8.0	8.0	33.5 33.5	33.5	96.5 95.9	96.2	6.5 6.4	6.5	6.5	153.0 158.2	155.6		9.0 9.0	9.0	
12-Oct-11	Rainy	Moderate	18:06	10	Surface	1	26.1 26.1	26.1	8.0 8.0	8.0	33.0 33.0	33.0	77.2 80.5	78.9	6.5 6.7	6.6	6.7	10.4 11.4	10.9	26.4	11.0 11.0	11.0	15.5
					Middle	5	26.0 26.0	26.0	8.0 8.0	8.0	33.4 33.4	33.4	78.4 81.4	79.9	6.6 6.8	6.7		14.4 14.6	14.5		16.0 15.0	15.5	
					Bottom	9	26.0 26.0	26.0	8.0 8.0	8.0	33.5 33.5	33.5	79.4 82.1	80.8	6.6 6.8	6.7	6.7	51.7 55.7	53.7		20.0 20.0	20.0	
14-Oct-11	Cloudy	Moderate	08:12	9	Surface	1	26.3 26.3	26.3	7.7 7.7	7.7	24.2 24.3	24.3	89.6 89.6	89.6	6.3 6.3	6.3	6.3	7.7 7.6	7.7	13.5	9.3 9.4	9.4	11.1
					Middle	4.5	26.2 26.2	26.2	7.7 7.7	7.7	25.7 25.7	25.7	90.1 90.0	90.1	6.3 6.3	6.3		10.4 10.7	10.6		10.0 10.0	10.0	
					Bottom	8	26.1 26.1	26.1	7.7 7.7	7.7	26.5 26.5	26.5	89.1 89.1	89.1	6.2 6.2	6.2	6.2	21.8 22.4	22.1		14.0 14.0	14.0	
16-Oct-11	Sunny	Moderate	09:59	11	Surface	1	25.8 25.8	25.8	7.8 7.8	7.8	25.7 25.7	25.7	91.5 91.7	91.6	6.5 6.5	6.5	6.5	7.9 8.0	8.0	99.3	18.0 18.0	18.0	22.7
					Middle	5.5	25.8 25.8	25.8	7.8 7.8	7.8	27.1 27.1	27.1	91.4 91.4	91.4	6.4 6.4	6.4		35.9 40.1	38.0		16.0 17.0	16.5	
					Bottom	10	25.8 25.7	25.8	7.8 7.8	7.8	27.1 27.1	27.1	90.7 90.6	90.7	6.3 6.3	6.3	6.3	243.3 260.3	251.8		33.0 34.0	33.5	
18-Oct-11	Sunny	Moderate	10:45	10	Surface	1	26.6 26.5	26.6	7.8 7.8	7.8	24.3 24.4	24.4	82.4 83.0	82.7	6.3 6.3	6.3	6.3	3.0 2.9	3.0	5.8	10.0 10.0	10.0	11.3
					Middle	5	25.9 25.9	25.9	7.7 7.7	7.7	25.6 25.6	25.6	82.2 80.8	81.5	6.3 6.1	6.2		3.4 3.4	3.4		9.8 9.8	9.8	
					Bottom	9	25.8 25.8	25.8	7.7 7.7	7.7	27.3 27.3	27.3	76.6 76.8	76.7	5.8 5.8	5.8	5.8	10.8 11.2	11.0		14.0 14.0	14.0	
22-Oct-11	Sunny	Moderate	14:42	9	Surface	1	26.7 26.7	26.7	8.1 8.1	8.1	26.3 26.3	26.3	92.5 90.9	91.7	7.3 7.2	7.3	7.6	4.0 4.2	4.1	9.1	13.0 12.0	12.5	10.6
					Middle	4.5	26.4 26.4	26.4	8.1 8.1	8.1	28.7 28.7	28.7	101.1 97.8	99.5	8.0 7.7	7.9		7.0 7.2	7.1		9.5 9.5	9.5	
					Bottom	8	26.2 26.2	26.2	8.0 8.0	8.0	31.2 31.3	31.3	93.3 92.0	92.7	7.4 7.3	7.4	7.4	15.9 16.0	16.0		10.0 9.8	9.9	
25-Oct-11	Sunny	Moderate	16:04	9	Surface	1	26.2 26.2	26.2	8.1 8.1	8.1	30.4 30.4	30.4	92.8 94.3	93.6	7.4 7.5	7.5	7.7	5.7 5.4	5.6	9.1	9.3 9.3	9.3	8.9
					Middle	4.5	26.2 26.2	26.2	8.1 8.1	8.1	31.0 31.0	31.0	98.8 98.4	98.6	7.9 7.9	7.9		6.5 6.9	6.7		9.3 9.3	9.3	
					Bottom	8	26.1 26.1	26.1	8.0 8.0	8.0	31.6 31.6	31.6	94.2 92.9	93.6	7.5 7.4	7.5	7.5	14.6 15.5	15.1		8.1 7.9	8.0	

Remarks: * DA: Depth-Averaged
** Calm: Small or no wave; Moderate: Between calm and rough; Rough : White capped or rougher

Water Quality Monitoring Results at IS1 - Mid-Flood Tide

Date	Weather Condition	Sea Condition**	Sampling Time	Water Depth (m)	Sampling Depth (m)		Water Temperature (°C)		pH		Salinity ppt		DO Saturation (%)		Dissolved Oxygen (mg/L)			Turbidity(NTU)			Suspended Solids (mg/L)		
							Value	Average	Value	Average	Value	Average	Value	Average	Value	Average	DA*	Value	Average	DA*	Value	Average	DA*
27-Oct-11	Cloudy	Moderate	06:39	8	Surface	1	25.7 25.7	25.7	8.1 8.1	8.1	31.8 31.9	31.9	94.7 95.0	94.9	6.5 6.5	6.5	6.5	10.5 10.7	10.6	23.1	17.0 17.0	17.0	16.8
					Middle	4	25.7 25.7	25.7	8.1 8.1	8.1	32.1 32.0	32.1	95.6 95.5	95.6	6.5 6.5	6.5		11.1 11.0	11.1		15.0 16.0	15.5	
					Bottom	7	25.7 25.7	25.7	8.1 8.1	8.1	32.6 32.6	32.6	95.7 95.5	95.6	6.5 6.5	6.5	6.5	48.6 46.6	47.6		18.0 18.0	18.0	
29-Oct-11	Sunny	Moderate	09:52	10	Surface	1	25.6 25.6	25.6	8.0 8.0	8.0	31.0 31.0	31.0	110.0 110.0	110.0	7.5 7.5	7.5	7.5	9.4 9.3	9.4	23.1	14.0 14.0	14.0	25.7
					Middle	5	25.5 25.5	25.5	8.0 8.0	8.0	31.2 31.2	31.2	107.8 107.8	107.8	7.4 7.4	7.4		10.9 10.9	10.9		22.0 22.0	22.0	
					Bottom	9	25.5 25.5	25.5	8.1 8.1	8.1	32.7 32.7	32.7	106.9 106.8	106.9	7.3 7.3	7.3	7.3	49.9 47.8	48.9		41.0 41.0	41.0	
31-Oct-11	Sunny	Moderate	10:54	10	Surface	1	25.5 25.5	25.5	8.0 8.0	8.0	32.2 32.2	32.2	98.3 97.5	97.9	7.9 7.8	7.9	7.5	9.5 8.6	9.1	25.2	14.0 14.0	14.0	17.0
					Middle	5	25.4 25.3	25.4	8.0 8.0	8.0	32.2 32.2	32.2	87.8 88.1	88.0	7.0 7.1	7.1		19.1 23.3	21.2		21.0 21.0	21.0	
					Bottom	9	25.3 25.3	25.3	8.0 8.0	8.0	32.2 32.2	32.2	88.5 87.8	88.2	7.1 7.0	7.1	7.1	41.7 49.1	45.4		16.0 16.0	16.0	

Remarks: * DA: Depth-Averaged
** Calm: Small or no wave; Moderate: Between calm and rough; Rough : White capped or rougher

Water Quality Monitoring Results at IS2 - Mid-Ebb Tide

Date	Weather Condition	Sea Condition**	Sampling Time	Water Depth (m)	Sampling Depth (m)		Water Temperature (°C)		pH		Salinity ppt		DO Saturation (%)		Dissolved Oxygen (mg/L)			Turbidity(NTU)			Suspended Solids (mg/L)		
							Value	Average	Value	Average	Value	Average	Value	Average	Value	Average	DA*	Value	Average	DA*	Value	Average	DA*
6-Oct-11	Fine	Moderate	08:35	7.1	Surface	1	26.1 26.1	26.1	8.1 8.1	8.1	31.9 31.9	31.9	80.2 79.9	80.1	5.4 5.4	5.4	5.4	13.2 10.8	12.0	11.6	15.0 14.0	14.5	18.2
					Middle	3.5	26.1 26.1	26.1	8.1 8.1	8.1	32.0 31.9	32.0	80.1 79.8	80.0	5.4 5.4	5.4		11.3 10.5	10.9		17.0 18.0	17.5	
					Bottom	6	26.1 26.1	26.1	8.1 8.1	8.1	32.2 32.2	32.2	79.8 79.7	79.8	5.4 5.4	5.4	5.4	11.5 12.4	12.0		22.0 23.0	22.5	
8-Oct-11	Sunny	Moderate	10:19	8	Surface	1	26.3 26.3	26.3	7.9 7.9	7.9	31.2 31.2	31.2	96.2 94.9	95.6	6.7 6.6	6.7	6.6	6.9 7.6	7.3	10.8	9.1 9.1	9.1	13.0
					Middle	4	25.9 25.9	25.9	7.9 7.9	7.9	31.2 31.2	31.2	93.8 93.2	93.5	6.5 6.5	6.5		9.6 10.4	10.0		11.0 11.0	11.0	
					Bottom	7	25.9 25.9	25.9	7.9 7.9	7.9	31.2 31.2	31.2	93.1 92.2	92.7	6.5 6.4	6.5	6.5	13.5 16.6	15.1		19.0 19.0	19.0	
10-Oct-11	Cloudy	Moderate	11:48	8.2	Surface	1	26.2 26.2	26.2	7.9 7.9	7.9	33.1 33.1	33.1	105.2 105.1	105.2	7.1 7.1	7.1	7.0	9.9 9.6	9.8	14.9	15.0 15.0	15.0	13.0
					Middle	4	26.1 26.1	26.1	7.9 7.9	7.9	33.7 33.7	33.7	102.3 100.7	101.5	6.9 6.7	6.8		12.9 13.7	13.3		12.0 12.0	12.0	
					Bottom	7	26.1 26.1	26.1	7.9 7.9	7.9	33.7 33.7	33.7	101.2 101.1	101.2	6.8 6.8	6.8	6.8	20.8 22.2	21.5		12.0 12.0	12.0	
12-Oct-11	Rainy	Moderate	12:52	7.8	Surface	1	26.1 26.1	26.1	7.9 7.9	7.9	33.3 33.4	33.4	84.9 83.2	84.1	6.4 6.4	6.4	6.5	20.2 18.0	19.1	20.8	16.0 17.0	16.5	17.8
					Middle	4	26.1 26.1	26.1	7.9 7.9	7.9	33.6 33.5	33.6	86.5 83.4	85.0	6.6 6.4	6.5		17.9 18.0	18.0		18.0 17.0	17.5	
					Bottom	7	26.0 26.0	26.0	7.9 7.9	7.9	33.7 33.7	33.7	81.9 80.4	81.2	6.3 6.2	6.3	6.3	27.6 23.2	25.4		19.0 20.0	19.5	
14-Oct-11	Cloudy	Moderate	13:32	7	Surface	1	26.4 26.4	26.4	7.8 7.8	7.8	24.0 24.0	24.0	94.6 94.5	94.6	6.7 6.7	6.7	6.5	4.7 4.5	4.6	11.5	5.4 5.6	5.5	5.3
					Middle	3.5	26.1 26.1	26.1	7.8 7.8	7.8	26.2 26.2	26.2	90.6 90.1	90.4	6.3 6.3	6.3		8.5 9.4	9.0		5.3 5.2	5.3	
					Bottom	6	26.1 26.1	26.1	7.8 7.8	7.8	26.2 26.2	26.2	89.1 89.1	89.1	6.2 6.2	6.2	6.2	19.0 22.9	21.0		5.0 5.1	5.1	
16-Oct-11	Sunny	Moderate	15:07	7	Surface	1	26.4 26.4	26.4	7.8 7.8	7.8	24.8 24.8	24.8	98.0 98.0	98.0	6.9 6.9	6.9	6.9	3.7 3.7	3.7	7.1	7.1 7.0	7.1	8.8
					Middle	3.5	26.3 26.3	26.3	7.8 7.8	7.8	25.0 25.0	25.0	97.1 96.9	97.0	6.8 6.8	6.8		3.8 3.8	3.8		11.0 11.0	11.0	
					Bottom	6	25.8 25.8	25.8	7.8 7.8	7.8	26.2 26.2	26.2	91.1 90.8	91.0	6.4 6.4	6.4	6.4	13.4 13.9	13.7		8.2 8.2	8.2	
18-Oct-11	Sunny	Moderate	15:12	7.2	Surface	1	28.0 28.5	28.3	7.3 7.3	7.3	29.5 29.4	29.5	90.0 90.5	90.3	6.8 6.9	6.9	6.9	4.0 3.8	3.9	6.9	14.0 14.0	14.0	10.0
					Middle	3.5	28.1 28.0	28.1	7.4 7.4	7.4	32.0 32.1	32.1	90.4 88.3	89.4	6.9 6.7	6.8		5.6 6.0	5.8		8.1 7.8	8.0	
					Bottom	6	28.4 28.4	28.4	7.4 7.4	7.4	32.3 32.3	32.3	82.9 82.5	82.7	6.3 6.3	6.3	6.3	10.8 11.2	11.0		8.2 8.0	8.1	
22-Oct-11	Sunny	Moderate	07:22	7.1	Surface	1	25.3 25.4	25.4	8.1 8.1	8.1	30.5 30.5	30.5	97.3 101.0	99.2	7.7 8.0	7.9	7.4	4.4 3.7	4.1	6.7	11.0 11.0	11.0	9.8
					Middle	3.5	25.9 25.9	25.9	8.0 8.0	8.0	32.4 32.4	32.4	86.3 85.4	85.9	6.8 6.8	6.8		5.9 6.0	6.0		7.3 7.3	7.3	
					Bottom	6	25.9 25.9	25.9	8.0 8.0	8.0	32.9 32.9	32.9	82.9 82.5	82.7	6.6 6.5	6.6	6.6	9.9 10.0	10.0		11.0 11.0	11.0	
25-Oct-11	Sunny	Moderate	11:06	7.2	Surface	1	26.1 26.1	26.1	8.1 8.1	8.1	29.1 29.1	29.1	83.0 84.1	83.6	6.6 6.7	6.7	6.7	8.1 6.5	7.3	9.6	5.5 5.5	5.5	6.5
					Middle	3.5	26.1 26.1	26.1	8.0 8.0	8.0	31.5 31.5	31.5	84.0 82.5	83.3	6.7 6.6	6.7		7.2 7.2	7.2		4.9 4.9	4.9	
					Bottom	6	26.1 26.1	26.1	8.0 8.0	8.0	31.9 32.1	32.0	82.4 80.9	81.7	6.6 6.5	6.6	6.6	14.3 14.2	14.3		9.1 9.3	9.2	

Remarks: * DA: Depth-Averaged
** Calm: Small or no wave; Moderate: Between calm and rough; Rough : White capped or rougher

Water Quality Monitoring Results at IS2 - Mid-Ebb Tide

Date	Weather Condition	Sea Condition**	Sampling Time	Water Depth (m)	Sampling Depth (m)		Water Temperature (°C)		pH		Salinity ppt		DO Saturation (%)		Dissolved Oxygen (mg/L)			Turbidity(NTU)			Suspended Solids (mg/L)		
							Value	Average	Value	Average	Value	Average	Value	Average	Value	Average	DA*	Value	Average	DA*	Value	Average	DA*
27-Oct-11	Cloudy	Moderate	13:42	7.2	Surface	1	26.0 26.0	26.0	8.1 8.1	8.1	31.8 31.8	31.8	98.5 98.7	98.6	6.7 6.7	6.7	6.7	7.2 7.2	7.2	24.0	12.0 12.0	12.0	10.2
					Middle	3.5	25.7 25.7	25.7	8.1 8.1	8.1	32.3 32.4	32.4	97.5 96.3	96.9	6.6 6.5	6.6		19.2 19.4	19.3		8.6 8.5	8.6	
					Bottom	6	25.7 25.7	25.7	8.1 8.1	8.1	32.3 32.3	32.3	94.2 94.2	94.2	6.4 6.4	6.4	6.4	45.1 45.6	45.4		10.0 10.0	10.0	
29-Oct-11	Sunny	Moderate	15:42	6.2	Surface	1	25.7 25.7	25.7	8.1 8.1	8.1	31.6 31.7	31.7	134.1 134.1	134.1	9.5 9.2	9.4	9.2	7.9 7.9	7.9	10.6	9.5 9.8	9.7	20.1
					Middle	3	25.7 25.7	25.7	8.1 8.1	8.1	31.7 31.7	31.7	130.2 130.1	130.2	8.9 8.9	8.9		8.4 8.3	8.4		16.0 15.0	15.5	
					Bottom	5	25.6 25.6	25.6	8.1 8.1	8.1	31.8 31.3	31.6	128.4 126.4	127.4	8.8 9.0	8.9	8.9	15.4 15.6	15.5		35.0 35.0	35.0	
31-Oct-11	Sunny	Moderate	16:26	8.1	Surface	1	25.9 25.9	25.9	8.0 8.0	8.0	31.9 31.9	31.9	90.4 90.1	90.3	7.2 7.2	7.2	7.3	6.9 6.6	6.8	9.6	15.0 14.0	14.5	16.5
					Middle	4	25.6 25.4	25.5	8.0 8.0	8.0	32.2 32.3	32.3	88.1 93.5	90.8	7.1 7.5	7.3		9.7 9.7	9.7		16.0 16.0	16.0	
					Bottom	7	25.4 25.4	25.4	8.0 8.0	8.0	32.5 32.5	32.5	95.2 99.0	97.1	7.6 7.9	7.8	7.8	11.7 12.6	12.2		19.0 19.0	19.0	

Remarks: * DA: Depth-Averaged
** Calm: Small or no wave; Moderate: Between calm and rough; Rough : White capped or rougher

Water Quality Monitoring Results at IS2 - Mid-Flood Tide

Date	Weather Condition	Sea Condition**	Sampling Time	Water Depth (m)	Sampling Depth (m)		Water Temperature (°C)		pH		Salinity ppt		DO Saturation (%)		Dissolved Oxygen (mg/L)			Turbidity(NTU)			Suspended Solids (mg/L)		
							Value	Average	Value	Average	Value	Average	Value	Average	Value	Average	DA*	Value	Average	DA*	Value	Average	DA*
6-Oct-11	Fine	Moderate	16:27	7	Surface	1	26.1 26.1	26.1	8.1 8.1	8.1	31.8 31.7	31.8	81.3 80.5	80.9	5.5 5.4	5.5	5.5	14.4 12.6	13.5	18.0	17.0 17.0	17.0	17.8
					Middle	3.5	26.1 26.1	26.1	8.1 8.1	8.1	31.9 32.0	32.0	82.1 80.4	81.3	5.5 5.4	5.5		18.8 17.3	18.1		21.0 20.0	20.5	
					Bottom	6	26.1 26.1	26.1	8.1 8.1	8.1	30.1 30.2	30.2	84.4 80.5	82.5	5.7 5.4	5.6	5.6	21.9 22.6	22.3		16.0 16.0	16.0	
8-Oct-11	Sunny	Moderate	16:19	6.7	Surface	1	26.3 26.3	26.3	7.6 7.8	7.7	32.3 32.3	32.3	98.9 96.0	97.5	7.0 6.9	7.0	7.0	6.3 6.5	6.4	11.5	17.0 17.0	17.0	12.3
					Middle	3.5	26.1 26.2	26.2	7.8 7.8	7.8	32.7 32.2	32.5	97.9 96.9	97.4	6.9 6.9	6.9		10.4 8.5	9.5		7.9 7.9	7.9	
					Bottom	6	26.1 26.1	26.1	7.8 7.8	7.8	32.6 32.8	32.7	96.6 95.3	96.0	6.8 6.8	6.8	6.8	18.3 18.6	18.5		12.0 12.0	12.0	
10-Oct-11	Cloudy	Moderate	16:52	7	Surface	1	26.4 26.4	26.4	7.9 7.9	7.9	32.5 32.5	32.5	100.7 101.7	101.2	6.8 6.8	6.8	6.7	10.0 9.1	9.6	19.3	12.0 12.0	12.0	13.2
					Middle	3.5	26.4 26.4	26.4	7.9 7.9	7.9	32.7 32.7	32.7	97.0 98.8	97.9	6.5 6.6	6.6		11.2 10.8	11.0		16.0 15.0	15.5	
					Bottom	6	26.3 26.3	26.3	7.9 7.9	7.9	33.2 33.2	33.2	92.3 91.0	91.7	6.2 6.1	6.2	6.2	37.5 37.2	37.4		12.0 12.0	12.0	
12-Oct-11	Rainy	Moderate	17:35	7	Surface	1	26.3 26.2	26.3	7.9 7.9	7.9	31.6 32.0	31.8	92.3 85.2	88.8	6.9 6.6	6.8	6.7	13.2 14.3	13.8	18.9	11.0 11.0	11.0	13.3
					Middle	3.5	26.1 26.1	26.1	8.0 8.0	8.0	33.0 33.2	33.1	87.9 79.7	83.8	6.7 6.2	6.5		13.9 13.9	13.9		12.0 12.0	12.0	
					Bottom	6	26.0 26.0	26.0	8.0 8.0	8.0	33.4 33.4	33.4	85.5 82.7	84.1	6.6 6.5	6.6	6.6	29.9 28.3	29.1		17.0 17.0	17.0	
14-Oct-11	Cloudy	Moderate	07:53	7.1	Surface	1	26.3 26.3	26.3	7.7 7.7	7.7	24.6 24.6	24.6	88.7 88.7	88.7	6.2 6.2	6.2	6.3	8.2 8.3	8.3	18.3	16.0 16.0	16.0	16.0
					Middle	3.5	26.2 26.2	26.2	7.7 7.7	7.7	25.7 25.7	25.7	89.4 89.5	89.5	6.3 6.3	6.3		22.7 22.3	22.5		14.0 14.0	14.0	
					Bottom	6	26.2 26.2	26.2	7.7 7.7	7.7	26.1 26.1	26.1	89.7 89.6	89.7	6.3 6.3	6.3	6.3	24.7 23.2	24.0		18.0 18.0	18.0	
16-Oct-11	Sunny	Moderate	09:33	7.2	Surface	1	25.8 25.8	25.8	7.8 7.8	7.8	25.5 25.5	25.5	91.1 91.1	91.1	6.4 6.4	6.4	6.4	6.3 6.2	6.3	38.6	13.0 13.0	13.0	14.5
					Middle	3.5	25.8 25.8	25.8	7.8 7.8	7.8	25.8 25.9	25.9	90.3 90.2	90.3	6.4 6.4	6.4		7.7 9.3	8.5		16.0 17.0	16.5	
					Bottom	6	25.7 25.7	25.7	7.8 7.8	7.8	26.4 26.4	26.4	89.7 89.7	89.7	6.3 6.3	6.3	6.3	99.9 102.1	101.0		14.0 14.0	14.0	
18-Oct-11	Sunny	Moderate	10:31	7	Surface	1	26.2 26.2	26.2	7.8 7.8	7.8	24.6 24.6	24.6	91.0 91.6	91.3	6.9 7.0	7.0	6.8	3.2 3.2	3.2	7.0	7.9 7.8	7.9	10.0
					Middle	3.5	25.8 25.8	25.8	7.8 7.8	7.8	26.6 26.8	26.7	85.8 85.0	85.4	6.5 6.5	6.5		6.0 7.1	6.6		11.0 11.0	11.0	
					Bottom	6	25.8 25.8	25.8	7.7 7.7	7.7	26.9 26.9	26.9	79.5 78.8	79.2	6.0 6.0	6.0	6.0	11.1 11.3	11.2		11.0 11.0	11.0	
22-Oct-11	Sunny	Moderate	14:57	7	Surface	1	26.4 26.5	26.5	8.2 8.2	8.2	28.8 28.7	28.8	97.7 92.8	95.3	7.7 7.3	7.5	7.6	5.3 5.5	5.4	21.8	7.5 7.7	7.6	9.3
					Middle	3.5	26.0 26.1	26.1	8.0 8.0	8.0	31.6 31.5	31.6	95.1 98.6	96.9	7.5 7.8	7.7		13.3 11.9	12.6		9.8 9.8	9.8	
					Bottom	6	26.0 26.0	26.0	8.0 8.0	8.0	32.0 32.0	32.0	98.9 98.6	98.8	7.8 7.8	7.8	7.8	47.3 47.5	47.4		10.0 11.0	10.5	
25-Oct-11	Sunny	Moderate	16:20	7.3	Surface	1	26.2 26.2	26.2	8.1 8.1	8.1	30.3 30.3	30.3	87.0 88.9	88.0	7.0 7.1	7.1	7.2	6.9 7.1	7.0	18.3	6.1 6.1	6.1	9.4
					Middle	3.5	26.2 26.2	26.2	8.1 8.1	8.1	30.9 30.9	30.9	89.9 89.8	89.9	7.2 7.2	7.2		9.2 9.6	9.4		12.0 12.0	12.0	
					Bottom	6	26.2 26.2	26.2	8.1 8.1	8.1	31.4 31.4	31.4	89.3 88.3	88.8	7.1 7.1	7.1	7.1	39.3 37.8	38.6		10.0 10.0	10.0	

Remarks: * DA: Depth-Averaged
** Calm: Small or no wave; Moderate: Between calm and rough; Rough : White capped or rougher

Water Quality Monitoring Results at IS2 - Mid-Flood Tide

Date	Weather Condition	Sea Condition**	Sampling Time	Water Depth (m)	Sampling Depth (m)		Water Temperature (°C)		pH		Salinity ppt		DO Saturation (%)		Dissolved Oxygen (mg/L)			Turbidity(NTU)			Suspended Solids (mg/L)		
							Value	Average	Value	Average	Value	Average	Value	Average	Value	Average	DA*	Value	Average	DA*	Value	Average	DA*
27-Oct-11	Cloudy	Moderate	06:24	7	Surface	1	25.8 25.8	25.8	8.0 8.0	8.0	31.5 31.5	31.5	98.1 98.0	98.1	6.7 6.7	6.7	6.7	11.3 11.4	11.4	15.3	19.0 19.0	19.0	19.3
					Middle	3.5	25.8 25.8	25.8	8.1 8.1	8.1	31.9 31.9	31.9	97.6 97.8	97.7	6.6 6.7	6.7		11.6 11.4	11.5		20.0 20.0	20.0	
					Bottom	6	25.8 25.8	25.8	8.1 8.1	8.1	32.5 32.5	32.5	97.4 97.4	97.4	6.6 6.6	6.6	6.6	22.8 23.4	23.1		19.0 19.0	19.0	
29-Oct-11	Sunny	Moderate	09:25	7	Surface	1	25.5 25.5	25.5	8.0 8.0	8.0	31.3 31.3	31.3	109.7 109.6	109.7	7.5 7.5	7.5	7.5	12.7 12.6	12.7	13.6	24.0 24.0	24.0	21.3
					Middle	3.5	25.5 25.5	25.5	8.0 8.0	8.0	31.5 31.5	31.5	109.0 108.9	109.0	7.5 7.5	7.5		14.7 14.6	14.7		17.0 17.0	17.0	
					Bottom	6	25.5 25.5	25.5	8.0 8.0	8.0	31.7 31.7	31.7	108.4 108.4	108.4	7.4 7.4	7.4	7.4	13.2 13.3	13.3		23.0 23.0	23.0	
31-Oct-11	Sunny	Moderate	10:33	7.2	Surface	1	25.5 25.5	25.5	8.0 8.0	8.0	31.7 31.8	31.8	92.1 90.5	91.3	7.4 7.2	7.3	7.3	10.8 10.7	10.8	39.4	19.0 19.0	19.0	19.3
					Middle	3	25.4 25.4	25.4	8.0 8.0	8.0	32.1 27.1	29.6	88.6 92.9	90.8	7.1 7.4	7.3		39.7 42.2	41.0		17.0 18.0	17.5	
					Bottom	5	25.4 25.4	25.4	8.0 8.0	8.0	32.1 32.1	32.1	90.4 90.9	90.7	7.2 7.3	7.3	7.3	64.8 67.7	66.3		22.0 21.0	21.5	

Remarks: * DA: Depth-Averaged
** Calm: Small or no wave; Moderate: Between calm and rough; Rough : White capped or rougher

Water Quality Monitoring Results at IS3 - Mid-Ebb Tide

Date	Weather Condition	Sea Condition**	Sampling Time	Water Depth (m)	Sampling Depth (m)		Water Temperature (°C)		pH		Salinity ppt		DO Saturation (%)		Dissolved Oxygen (mg/L)			Turbidity(NTU)			Suspended Solids (mg/L)		
							Value	Average	Value	Average	Value	Average	Value	Average	Value	Average	DA*	Value	Average	DA*	Value	Average	DA*
6-Oct-11	Fine	Moderate	08:58	5	Surface	1	26.0 26.0	26.0	8.0 8.0	8.0	32.7 32.7	32.7	93.1 92.2	92.7	6.3 6.2	6.3	6.3	10.1 10.4	10.3	11.1	14.0 14.0	14.0	17.0
					Middle	-	- -	-	- -	-	- -	-	- -	-	- -	-		- -	-		- -	-	
					Bottom	4	26.0 26.0	26.0	8.0 8.0	8.0	32.8 32.8	32.8	91.1 90.9	91.0	6.2 6.1	6.2	6.2	11.7 11.9	11.8		20.0 20.0	20.0	
8-Oct-11	Sunny	Moderate	11:17	5	Surface	1	26.3 26.3	26.3	8.0 8.0	8.0	32.9 32.9	32.9	91.1 90.9	91.0	6.1 6.1	6.1	6.1	11.1 11.1	11.1	13.2	15.0 15.0	15.0	13.5
					Middle	-	- -	-	- -	-	- -	-	- -	-	- -	-		- -	-		- -	-	
					Bottom	4	26.2 26.2	26.2	8.0 8.0	8.0	32.9 32.9	32.9	90.0 89.9	90.0	6.0 6.0	6.0	6.0	15.7 14.8	15.3		12.0 12.0	12.0	
10-Oct-11	Cloudy	Moderate	12:03	5.2	Surface	1	26.2 26.3	26.3	8.0 8.0	8.0	32.9 32.9	32.9	95.1 94.6	94.9	6.4 6.4	6.4	6.4	9.7 9.8	9.8	11.6	15.0 15.0	15.0	14.5
					Middle	-	- -	-	- -	-	- -	-	- -	-	- -	-		- -	-		- -	-	
					Bottom	4	26.2 26.2	26.2	8.0 8.0	8.0	32.9 32.9	32.9	93.1 93.3	93.2	6.3 6.3	6.3	6.3	13.2 13.4	13.3		14.0 14.0	14.0	
12-Oct-11	Rainy	Moderate	12:58	5.2	Surface	1	26.3 26.3	26.3	8.0 8.0	8.0	32.7 32.7	32.7	96.2 95.6	95.9	6.5 6.4	6.5	6.5	10.5 11.0	10.8	14.3	14.0 14.0	14.0	14.0
					Middle	-	- -	-	- -	-	- -	-	- -	-	- -	-		- -	-		- -	-	
					Bottom	4	26.1 26.1	26.1	8.0 8.0	8.0	33.0 33.0	33.0	92.2 92.6	92.4	6.2 6.2	6.2	6.2	19.0 16.6	17.8		14.0 14.0	14.0	
14-Oct-11	Cloudy	Moderate	13:38	4.8	Surface	1	26.4 26.4	26.4	7.7 7.7	7.7	25.1 25.0	25.1	90.9 91.2	91.1	6.4 6.4	6.4	6.4	9.0 8.4	8.7	11.7	11.0 10.0	10.5	10.0
					Middle	-	- -	-	- -	-	- -	-	- -	-	- -	-		- -	-		- -	-	
					Bottom	4	26.4 26.4	26.4	7.7 7.7	7.7	25.2 25.2	25.2	90.6 89.9	90.3	6.3 6.3	6.3	6.3	13.9 15.4	14.7		9.7 9.4	9.6	
16-Oct-11	Sunny	Moderate	15:14	4.1	Surface	1	26.5 26.5	26.5	7.8 7.8	7.8	24.6 24.6	24.6	98.1 97.8	98.0	6.9 6.9	6.9	6.9	5.8 5.6	5.7	10.5	13.0 13.0	13.0	11.2
					Middle	-	- -	-	- -	-	- -	-	- -	-	- -	-		- -	-		- -	-	
					Bottom	3	25.8 25.8	25.8	7.7 7.7	7.7	25.0 25.1	25.1	90.4 89.6	90.0	6.4 6.3	6.4	6.4	14.9 15.4	15.2		9.2 9.5	9.4	
18-Oct-11	Sunny	Moderate	15:19	5.2	Surface	1	28.1 28.7	28.4	7.4 7.3	7.4	30.5 30.5	30.5	75.4 80.0	77.7	5.7 6.1	5.9	5.9	8.6 8.2	8.4	9.6	15.0 14.0	14.5	15.3
					Middle	-	- -	-	- -	-	- -	-	- -	-	- -	-		- -	-		- -	-	
					Bottom	4	28.0 28.1	28.1	7.4 7.4	7.4	31.7 31.8	31.8	77.1 75.5	76.3	5.9 5.7	5.8	5.8	10.6 10.9	10.8		16.0 16.0	16.0	
22-Oct-11	Sunny	Moderate	07:16	5	Surface	1	25.8 25.8	25.8	8.0 8.0	8.0	31.8 31.8	31.8	93.4 93.8	93.6	7.4 7.4	7.4	7.4	6.9 7.0	7.0	10.4	15.0 15.0	15.0	13.0
					Middle	-	- -	-	- -	-	- -	-	- -	-	- -	-		- -	-		- -	-	
					Bottom	4	25.9 26.0	26.0	8.0 8.0	8.0	32.1 32.2	32.2	92.7 91.5	92.1	7.3 7.2	7.3	7.3	14.5 12.8	13.7		11.0 11.0	11.0	
25-Oct-11	Sunny	Moderate	11:00	5.1	Surface	1	26.4 26.4	26.4	8.1 8.1	8.1	29.4 29.5	29.5	86.6 88.0	87.3	6.9 7.0	7.0	7.0	9.4 9.4	9.4	24.4	13.0 13.0	13.0	11.0
					Middle	-	- -	-	- -	-	- -	-	- -	-	- -	-		- -	-		- -	-	
					Bottom	4	26.1 26.1	26.1	8.0 8.0	8.0	31.0 30.9	31.0	82.6 81.1	81.9	6.6 6.5	6.6	6.6	39.5 39.2	39.4		9.1 9.0	9.1	

Remarks: * DA: Depth-Averaged
** Calm: Small or no wave; Moderate: Between calm and rough; Rough : White capped or rougher

Water Quality Monitoring Results at IS3 - Mid-Ebb Tide

Date	Weather Condition	Sea Condition**	Sampling Time	Water Depth (m)	Sampling Depth (m)		Water Temperature (°C)		pH		Salinity ppt		DO Saturation (%)		Dissolved Oxygen (mg/L)			Turbidity(NTU)			Suspended Solids (mg/L)		
							Value	Average	Value	Average	Value	Average	Value	Average	Value	Average	DA*	Value	Average	DA*	Value	Average	DA*
27-Oct-11	Cloudy	Moderate	13:50	4.2	Surface	1	26.0 26.0	26.0	8.1 8.1	8.1	32.2 31.3	31.8	122.0 122.2	122.1	8.3 8.3	8.3	8.3	15.7 15.4	15.6	24.2	16.0 17.0	16.5	18.3
					Middle	-	- -	-	- -	-	- -	-	- -	-	- -	-		- -	-		- -	-	
					Bottom	3	26.0 26.0	26.0	8.1 8.1	8.1	32.2 32.2	32.2	122.2 122.0	122.1	8.3 8.3	8.3	8.3	31.4 34.0	32.7		20.0 20.0	20.0	
29-Oct-11	Sunny	Moderate	15:53	5	Surface	1	25.8 25.8	25.8	8.0 8.0	8.0	31.6 25.4	28.5	132.7 132.3	132.5	9.0 9.3	9.2	9.2	16.6 16.9	16.8	29.1	25.0 25.0	25.0	28.3
					Middle	-	- -	-	- -	-	- -	-	- -	-	- -	-		- -	-		- -	-	
					Bottom	4	25.9 25.9	25.9	8.0 8.0	8.0	31.6 31.6	31.6	127.3 127.7	127.5	8.7 8.7	8.7	8.7	41.1 41.5	41.3		32.0 31.0	31.5	
31-Oct-11	Sunny	Moderate	16:38	4.8	Surface	1	26.0 26.0	26.0	8.0 8.0	8.0	32.1 32.1	32.1	97.4 97.8	97.6	7.8 7.8	7.8	7.8	8.6 8.4	8.5	10.8	16.0 16.0	16.0	27.8
					Middle	-	- -	-	- -	-	- -	-	- -	-	- -	-		- -	-		- -	-	
					Bottom	4	25.6 25.6	25.6	8.0 8.0	8.0	32.3 32.3	32.3	95.8 94.9	95.4	7.7 7.6	7.7	7.7	12.0 13.9	13.0		40.0 39.0	39.5	

Remarks: * DA: Depth-Averaged
** Calm: Small or no wave; Moderate: Between calm and rough; Rough : White capped or rougher

Water Quality Monitoring Results at IS3 - Mid-Flood Tide

Date	Weather Condition	Sea Condition**	Sampling Time	Water Depth (m)	Sampling Depth (m)		Water Temperature (°C)		pH		Salinity ppt		DO Saturation (%)		Dissolved Oxygen (mg/L)			Turbidity(NTU)			Suspended Solids (mg/L)		
							Value	Average	Value	Average	Value	Average	Value	Average	Value	Average	DA*	Value	Average	DA*	Value	Average	DA*
6-Oct-11	Fine	Moderate	17:20	5	Surface	1	26.0 26.0	26.0	8.0 8.0	8.0	32.5 32.7	32.6	92.6 92.4	92.5	6.3 6.2	6.3	6.3	16.8 16.0	16.4	16.8	24.0 23.0	23.5	20.8
					Middle	-	- -	-	- -	-	- -	-	- -	-	- -	-		- -	-		- -	-	
					Bottom	4	26.0 26.0	26.0	8.0 8.0	8.0	32.8 32.8	32.8	90.8 90.7	90.8	6.1 6.1	6.1	6.1	17.5 16.9	17.2		18.0 18.0	18.0	
8-Oct-11	Sunny	Moderate	17:36	5.2	Surface	1	26.7 26.7	26.7	8.0 8.0	8.0	32.9 32.9	32.9	92.6 91.5	92.1	6.2 6.1	6.2	6.2	16.6 17.2	16.9	29.4	24.0 24.0	24.0	26.5
					Middle	-	- -	-	- -	-	- -	-	- -	-	- -	-		- -	-		- -	-	
					Bottom	4	26.5 26.5	26.5	8.0 8.0	8.0	33.0 33.0	33.0	90.5 90.2	90.4	6.0 6.0	6.0	6.0	39.9 43.8	41.9		29.0 29.0	29.0	
10-Oct-11	Cloudy	Moderate	19:01	4.9	Surface	1	26.4 26.4	26.4	8.0 8.0	8.0	32.4 32.2	32.3	95.4 95.7	95.6	6.4 6.4	6.4	6.4	8.4 8.7	8.6	18.9	16.0 16.0	16.0	14.0
					Middle	-	- -	-	- -	-	- -	-	- -	-	- -	-		- -	-		- -	-	
					Bottom	4	26.4 26.4	26.4	8.0 8.0	8.0	32.7 32.7	32.7	94.1 94.3	94.2	6.3 6.3	6.3	6.3	30.2 28.0	29.1		12.0 12.0	12.0	
12-Oct-11	Rainy	Moderate	18:27	5	Surface	1	26.1 26.1	26.1	8.0 8.0	8.0	32.1 32.1	32.1	94.5 94.3	94.4	6.4 6.4	6.4	6.4	8.2 8.6	8.4	15.7	20.0 19.0	19.5	21.0
					Middle	-	- -	-	- -	-	- -	-	- -	-	- -	-		- -	-		- -	-	
					Bottom	4	26.1 26.1	26.1	8.0 8.0	8.0	32.7 32.8	32.8	93.6 93.5	93.6	6.3 6.3	6.3	6.3	23.0 23.0	23.0		22.0 23.0	22.5	
14-Oct-11	Cloudy	Moderate	07:45	5	Surface	1	26.4 26.4	26.4	7.6 7.6	7.6	23.4 23.4	23.4	89.2 87.9	88.6	6.3 6.2	6.3	6.3	11.7 11.6	11.7	12.8	11.0 11.0	11.0	12.0
					Middle	-	- -	-	- -	-	- -	-	- -	-	- -	-		- -	-		- -	-	
					Bottom	4	26.4 26.4	26.4	7.7 7.7	7.7	24.4 24.4	24.4	87.1 87.1	87.1	6.1 6.1	6.1	6.1	14.0 13.5	13.8		13.0 13.0	13.0	
16-Oct-11	Sunny	Moderate	09:24	4.3	Surface	1	25.8 25.8	25.8	7.8 7.8	7.8	24.6 24.7	24.7	91.0 90.8	90.9	6.5 6.4	6.5	6.5	7.3 7.2	7.3	7.8	11.0 11.0	11.0	11.5
					Middle	-	- -	-	- -	-	- -	-	- -	-	- -	-		- -	-		- -	-	
					Bottom	3	25.7 25.7	25.7	7.8 7.8	7.8	25.2 25.2	25.2	90.8 90.8	90.8	6.4 6.4	6.4	6.4	8.1 8.3	8.2		12.0 12.0	12.0	
18-Oct-11	Sunny	Moderate	10:24	5	Surface	1	26.2 26.1	26.2	7.8 7.8	7.8	25.4 25.5	25.5	88.1 87.0	87.6	6.7 6.6	6.7	6.7	9.6 8.3	9.0	10.3	7.7 7.5	7.6	7.8
					Middle	-	- -	-	- -	-	- -	-	- -	-	- -	-		- -	-		- -	-	
					Bottom	4	25.8 25.8	25.8	7.7 7.7	7.7	26.5 26.5	26.5	81.9 81.0	81.5	6.2 6.2	6.2	6.2	11.3 11.7	11.5		8.0 8.1	8.1	
22-Oct-11	Sunny	Moderate	15:04	5	Surface	1	26.4 26.4	26.4	8.2 8.2	8.2	29.5 29.5	29.5	90.6 90.5	90.6	7.2 7.2	7.2	7.2	13.2 13.3	13.3	18.0	11.0 12.0	11.5	13.0
					Middle	-	- -	-	- -	-	- -	-	- -	-	- -	-		- -	-		- -	-	
					Bottom	4	26.3 26.3	26.3	8.2 8.2	8.2	29.7 29.8	29.8	93.9 93.4	93.7	7.4 7.4	7.4	7.4	22.9 22.3	22.6		14.0 15.0	14.5	
25-Oct-11	Sunny	Moderate	16:35	5	Surface	1	26.2 26.3	26.3	8.1 8.1	8.1	29.8 30.8	30.3	90.6 90.7	90.7	7.2 7.3	7.3	7.3	9.2 10.4	9.8	19.2	13.0 13.0	13.0	15.0
					Middle	-	- -	-	- -	-	- -	-	- -	-	- -	-		- -	-		- -	-	
					Bottom	4	26.2 26.2	26.2	8.1 8.1	8.1	31.0 30.0	30.5	89.4 89.0	89.2	7.2 7.1	7.2	7.2	27.7 29.4	28.6		17.0 17.0	17.0	

Remarks: * DA: Depth-Averaged
** Calm: Small or no wave; Moderate: Between calm and rough; Rough : White capped or rougher

Water Quality Monitoring Results at IS3 - Mid-Flood Tide

Date	Weather Condition	Sea Condition**	Sampling Time	Water Depth (m)	Sampling Depth (m)		Water Temperature (°C)		pH		Salinity ppt		DO Saturation (%)		Dissolved Oxygen (mg/L)			Turbidity(NTU)			Suspended Solids (mg/L)		
							Value	Average	Value	Average	Value	Average	Value	Average	Value	Average	DA*	Value	Average	DA*	Value	Average	DA*
27-Oct-11	Cloudy	Moderate	06:18	4.2	Surface	1	25.7 25.7	25.7	8.0 8.0	8.0	31.7 31.7	31.7	98.1 98.0	98.1	6.7 6.7	6.7	6.7	16.5 16.9	16.7	23.1	22.0 21.0	21.5	22.0
					Middle	-	- -	-	- -	-	- -	-	- -	-	- -	-		- -	-		- -	-	
					Bottom	3	25.7 25.7	25.7	8.1 8.1	8.1	31.7 31.7	31.7	97.8 97.8	97.8	6.7 6.7	6.7	6.7	31.5 27.4	29.5		22.0 23.0	22.5	
29-Oct-11	Sunny	Moderate	09:16	4.3	Surface	1	25.7 25.7	25.7	8.0 8.0	8.0	31.4 31.4	31.4	109.1 109.1	109.1	7.5 7.5	7.5	7.5	21.4 20.8	21.1	22.8	25.0 25.0	25.0	28.5
					Middle	-	- -	-	- -	-	- -	-	- -	-	- -	-		- -	-		- -	-	
					Bottom	3	25.7 25.7	25.7	8.0 8.0	8.0	31.4 31.4	31.4	108.6 108.6	108.6	7.4 7.4	7.4	7.4	24.3 24.6	24.5		32.0 32.0	32.0	
31-Oct-11	Sunny	Moderate	10:28	5	Surface	1	25.4 25.4	25.4	8.0 8.0	8.0	31.7 27.0	29.4	90.9 92.9	91.9	7.3 7.4	7.4	7.4	13.5 13.2	13.4	24.4	21.0 21.0	21.0	18.0
					Middle	-	- -	-	- -	-	- -	-	- -	-	- -	-		- -	-		- -	-	
					Bottom	4	25.4 25.3	25.4	8.0 8.0	8.0	31.8 31.8	31.8	99.5 99.1	99.3	8.0 7.9	8.0	8.0	35.5 35.0	35.3		15.0 15.0	15.0	

Remarks: * DA: Depth-Averaged
** Calm: Small or no wave; Moderate: Between calm and rough; Rough : White capped or rougher

Water Quality Monitoring Results at IS4 - Mid-Ebb Tide

Date	Weather Condition	Sea Condition**	Sampling Time	Water Depth (m)	Sampling Depth (m)		Water Temperature (°C)		pH		Salinity ppt		DO Saturation (%)		Dissolved Oxygen (mg/L)			Turbidity(NTU)			Suspended Solids (mg/L)		
							Value	Average	Value	Average	Value	Average	Value	Average	Value	Average	DA*	Value	Average	DA*	Value	Average	DA*
6-Oct-11	Fine	Moderate	08:42	6.5	Surface	1	25.9 25.9	25.9	8.0 8.0	8.0	31.9 31.9	31.9	92.5 91.8	92.2	6.3 6.2	6.3	6.2	8.4 8.3	8.4	11.1	29.0 29.0	29.0	24.3
					Middle	3.5	25.9 25.9	25.9	8.0 8.0	8.0	32.5 32.5	32.5	90.7 90.5	90.6	6.1 6.1	6.1		10.8 10.2	10.5		33.0 33.0	33.0	
					Bottom	6	25.9 25.9	25.9	8.0 8.0	8.0	32.7 32.7	32.7	89.9 89.7	89.8	6.1 6.1	6.1	6.1	14.7 13.8	14.3		11.0 11.0	11.0	
8-Oct-11	Sunny	Moderate	11:02	7.3	Surface	1	26.3 26.3	26.3	8.0 8.0	8.0	32.9 32.9	32.9	90.0 89.9	90.0	6.0 6.0	6.0	6.0	9.1 9.2	9.2	18.5	21.0 20.0	20.5	16.5
					Middle	3.5	26.1 26.1	26.1	8.0 8.0	8.0	33.0 33.0	33.0	88.7 88.6	88.7	6.0 6.0	6.0		11.0 11.2	11.1		16.0 16.0	16.0	
					Bottom	6	26.1 26.0	26.1	8.0 8.0	8.0	33.0 33.0	33.0	87.9 87.8	87.9	5.9 5.9	5.9	5.9	35.0 35.4	35.2		13.0 13.0	13.0	
10-Oct-11	Cloudy	Moderate	11:45	7	Surface	1	26.3 26.3	26.3	8.0 8.0	8.0	32.8 32.8	32.8	94.1 94.6	94.4	6.3 6.4	6.4	6.4	9.7 9.6	9.7	13.2	20.0 19.0	19.5	16.7
					Middle	3.5	26.3 26.3	26.3	8.0 8.0	8.0	32.8 32.8	32.8	93.4 95.0	94.2	6.3 6.4	6.4		10.1 9.9	10.0		17.0 18.0	17.5	
					Bottom	6	26.2 26.2	26.2	8.0 8.0	8.0	32.9 32.9	32.9	92.4 93.5	93.0	6.2 6.3	6.3	6.3	19.9 19.8	19.9		13.0 13.0	13.0	
12-Oct-11	Rainy	Moderate	12:43	6.6	Surface	1	26.2 26.2	26.2	8.0 8.0	8.0	32.6 32.6	32.6	95.2 94.8	95.0	6.4 6.4	6.4	6.4	11.1 10.6	10.9	13.8	18.0 18.0	18.0	15.8
					Middle	3.5	26.1 26.1	26.1	8.0 8.0	8.0	32.7 32.7	32.7	93.9 94.1	94.0	6.3 6.3	6.3		12.3 11.4	11.9		16.0 17.0	16.5	
					Bottom	6	26.1 26.1	26.1	8.0 8.0	8.0	32.9 32.9	32.9	92.8 92.5	92.7	6.2 6.2	6.2	6.2	17.8 19.2	18.5		13.0 13.0	13.0	
14-Oct-11	Cloudy	Moderate	13:31	7	Surface	1	26.5 26.5	26.5	7.9 7.9	7.9	30.0 30.0	30.0	92.4 91.6	92.0	6.3 6.2	6.3	6.2	6.2 6.1	6.2	12.6	20.0 19.0	19.5	15.8
					Middle	3.5	26.3 26.3	26.3	7.9 7.9	7.9	31.2 31.2	31.2	90.5 90.3	90.4	6.1 6.1	6.1		13.6 12.8	13.2		14.0 14.0	14.0	
					Bottom	6	26.3 26.3	26.3	7.9 7.9	7.9	31.3 31.3	31.3	89.9 90.1	90.0	6.1 6.1	6.1	6.1	19.0 17.8	18.4		14.0 14.0	14.0	
16-Oct-11	Sunny	Moderate	15:09	7.1	Surface	1	26.2 26.2	26.2	8.0 8.0	8.0	31.3 31.3	31.3	73.0 73.3	73.2	5.0 5.0	5.0	4.6	10.7 10.5	10.6	18.4	13.0 13.0	13.0	11.2
					Middle	3.5	25.9 25.9	25.9	8.0 8.0	8.0	32.0 32.0	32.0	61.1 61.0	61.1	4.2 4.1	4.2		16.7 17.1	16.9		8.6 8.5	8.6	
					Bottom	6	25.8 25.8	25.8	8.0 8.0	8.0	32.2 32.2	32.2	54.5 53.8	54.2	3.7 3.7	3.7	3.7	27.5 28.0	27.8		12.0 12.0	12.0	
18-Oct-11	Sunny	Moderate	15:45	7.2	Surface	1	26.7 26.7	26.7	8.0 8.0	8.0	30.0 30.0	30.0	108.2 108.6	108.4	7.3 7.4	7.4	7.4	3.9 3.6	3.8	7.1	18.0 18.0	18.0	9.7
					Middle	3.5	26.6 26.6	26.6	8.0 8.0	8.0	30.2 30.2	30.2	109.1 109.2	109.2	7.4 7.4	7.4		3.8 3.7	3.8		6.3 6.4	6.4	
					Bottom	6	26.0 26.0	26.0	8.0 8.0	8.0	30.9 30.9	30.9	92.0 91.9	92.0	6.3 6.3	6.3	6.3	13.7 13.5	13.6		4.7 4.7	4.7	
22-Oct-11	Sunny	Moderate	08:19	7	Surface	1	26.0 26.0	26.0	8.1 8.1	8.1	30.1 30.1	30.1	130.7 131.7	131.2	9.0 9.0	9.0	8.2	3.5 3.4	3.5	7.8	15.0 15.0	15.0	11.8
					Middle	3.5	26.0 26.0	26.0	8.0 8.0	8.0	31.8 31.8	31.8	107.4 107.2	107.3	7.3 7.3	7.3		8.5 8.8	8.7		10.0 11.0	10.5	
					Bottom	6	26.0 26.0	26.0	8.0 8.0	8.0	32.0 32.0	32.0	106.7 106.5	106.6	7.2 7.2	7.2	7.2	11.2 11.0	11.1		9.9 9.8	9.9	
25-Oct-11	Sunny	Moderate	11:16	7	Surface	1	26.3 26.3	26.3	8.0 8.0	8.0	30.3 30.3	30.3	80.8 73.5	77.2	5.6 5.5	5.6	5.1	5.6 5.3	5.5	26.7	24.0 23.0	23.5	19.2
					Middle	3.5	26.2 26.2	26.2	7.9 7.9	7.9	32.0 32.0	32.0	69.5 79.6	74.6	4.7 4.2	4.5		20.2 21.0	20.6		18.0 18.0	18.0	
					Bottom	6	26.2 26.2	26.2	7.9 7.9	7.9	32.0 32.0	32.0	73.5 72.0	72.8	5.0 4.9	5.0	5.0	52.3 55.4	53.9		16.0 16.0	16.0	

Remarks: * DA: Depth-Averaged
** Calm: Small or no wave; Moderate: Between calm and rough; Rough : White capped or rougher

Water Quality Monitoring Results at IS4 - Mid-Ebb Tide

Date	Weather Condition	Sea Condition**	Sampling Time	Water Depth (m)	Sampling Depth (m)		Water Temperature (°C)		pH		Salinity ppt		DO Saturation (%)		Dissolved Oxygen (mg/L)			Turbidity(NTU)			Suspended Solids (mg/L)		
							Value	Average	Value	Average	Value	Average	Value	Average	Value	Average	DA*	Value	Average	DA*	Value	Average	DA*
27-Oct-11	Cloudy	Moderate	12:50	7	Surface	1	25.9 25.9	25.9	8.2 8.2	8.2	30.9 31.9	31.4	91.8 91.8	91.8	7.0 6.9	7.0	6.7	6.7 6.7	6.7	8.9	20.0 19.0	19.5	14.7
					Middle	3.5	25.9 25.9	25.9	8.2 8.2	8.2	30.9 32.0	31.5	82.4 82.4	82.4	6.3 6.2	6.3		7.5 7.4	7.5		16.0 16.0	16.0	
					Bottom	6	25.8 25.8	25.8	8.2 8.2	8.2	32.3 32.3	32.3	74.0 72.5	73.3	5.6 5.5	5.6	5.6	12.4 12.8	12.6		8.6 8.6	8.6	
29-Oct-11	Sunny	Moderate	08:56	7	Surface	1	25.9 25.9	25.9	8.1 8.1	8.1	30.4 30.7	30.6	109.8 110.3	110.1	7.7 7.7	7.7	7.4	4.8 4.7	4.8	8.1	19.0 19.0	19.0	18.8
					Middle	3.5	25.8 25.8	25.8	8.1 8.1	8.1	31.0 31.4	31.2	99.3 99.2	99.3	7.0 6.9	7.0		6.8 6.8	6.8		16.0 15.0	15.5	
					Bottom	6	25.6 25.6	25.6	8.1 8.1	8.1	31.8 31.8	31.8	90.5 89.9	90.2	6.3 6.3	6.3	6.3	12.8 12.8	12.8		22.0 22.0	22.0	
31-Oct-11	Sunny	Moderate	15:58	7	Surface	1	25.9 25.9	25.9	8.1 8.1	8.1	31.6 31.6	31.6	108.7 107.3	108.0	7.4 7.3	7.4	7.3	9.0 8.8	8.9	14.3	10.0 10.0	10.0	12.0
					Middle	3.5	25.5 25.5	25.5	8.1 8.1	8.1	31.9 31.8	31.9	105.3 103.8	104.6	7.2 7.1	7.2		14.2 13.9	14.1		15.0 15.0	15.0	
					Bottom	6	25.5 25.5	25.5	8.1 8.1	8.1	31.8 31.8	31.8	104.2 101.7	103.0	7.1 7.0	7.1	7.1	19.6 19.9	19.8		11.0 11.0	11.0	

Remarks: * DA: Depth-Averaged
** Calm: Small or no wave; Moderate: Between calm and rough; Rough : White capped or rougher

Water Quality Monitoring Results at IS4 - Mid-Flood Tide

Date	Weather Condition	Sea Condition**	Sampling Time	Water Depth (m)	Sampling Depth (m)		Water Temperature (°C)		pH		Salinity ppt		DO Saturation (%)		Dissolved Oxygen (mg/L)			Turbidity(NTU)			Suspended Solids (mg/L)		
							Value	Average	Value	Average	Value	Average	Value	Average	Value	Average	DA*	Value	Average	DA*	Value	Average	DA*
6-Oct-11	Fine	Moderate	16:57	6.5	Surface	1	26.1 26.1	26.1	8.0 8.0	8.0	32.6 32.7	32.7	93.9 91.0	92.5	6.3 6.1	6.2	6.2	12.2 12.7	12.5	15.1	15.0 15.0	15.0	13.0
					Middle	3.5	26.1 26.0	26.1	8.0 8.0	8.0	32.7 32.7	32.7	91.1 91.0	91.1	6.1 6.1	6.1		14.5 16.1	15.3		11.0 11.0	11.0	
					Bottom	6	26.0 26.0	26.0	8.0 8.0	8.0	32.8 32.7	32.8	90.5 90.8	90.7	6.1 6.1	6.1		18.6 16.5	17.6		13.0 13.0	13.0	
8-Oct-11	Sunny	Moderate	17:19	7	Surface	1	26.5 26.5	26.5	8.0 8.0	8.0	32.5 32.5	32.5	95.2 95.1	95.2	6.4 6.4	6.4	6.4	4.7 4.8	4.8	17.2	6.4 6.4	6.4	12.0
					Middle	3.5	26.4 26.5	26.5	8.0 8.0	8.0	32.7 32.7	32.7	93.8 93.6	93.7	6.3 6.3	6.3		8.0 7.6	7.8		9.7 9.7	9.7	
					Bottom	6	26.4 26.4	26.4	8.0 8.0	8.0	32.9 32.9	32.9	90.4 90.3	90.4	6.1 6.1	6.1		38.9 38.8	38.9		20.0 20.0	20.0	
10-Oct-11	Cloudy	Moderate	18:51	7	Surface	1	26.4 26.4	26.4	7.9 8.0	8.0	31.7 31.9	31.8	95.1 94.6	94.9	6.4 6.4	6.4	6.4	6.7 6.8	6.8	11.2	9.6 9.4	9.5	12.5
					Middle	3.5	26.4 26.4	26.4	7.9 8.0	8.0	31.8 31.9	31.9	94.4 94.2	94.3	6.4 6.3	6.4		7.3 7.1	7.2		15.0 15.0	15.0	
					Bottom	6	26.4 26.4	26.4	8.0 8.0	8.0	32.5 32.6	32.6	94.2 93.8	94.0	6.3 6.3	6.3	6.3	19.3 20.1	19.7		13.0 13.0	13.0	
12-Oct-11	Rainy	Moderate	18:13	6.9	Surface	1	26.1 26.1	26.1	8.0 8.0	8.0	32.7 32.7	32.7	94.2 94.0	94.1	6.4 6.3	6.4	6.4	9.1 9.1	9.1	13.8	11.0 11.0	11.0	13.2
					Middle	3.5	26.1 26.1	26.1	8.0 8.0	8.0	32.7 32.5	32.6	93.5 93.4	93.5	6.3 6.3	6.3		10.2 9.3	9.8		11.0 11.0	11.0	
					Bottom	6	26.1 26.1	26.1	8.0 8.0	8.0	32.9 32.8	32.9	92.2 92.0	92.1	6.2 6.2	6.2	6.2	24.7 20.2	22.5		18.0 17.0	17.5	
14-Oct-11	Cloudy	Moderate	07:50	6.8	Surface	1	26.5 26.5	26.5	7.8 7.9	7.9	28.4 28.5	28.5	88.4 88.2	88.3	6.1 6.0	6.1	6.1	6.5 6.6	6.6	13.3	15.0 15.0	15.0	15.2
					Middle	3.5	26.5 26.5	26.5	7.8 7.9	7.9	29.1 29.1	29.1	87.5 87.6	87.6	6.0 6.0	6.0		9.0 8.9	9.0		15.0 14.0	14.5	
					Bottom	6	26.4 26.4	26.4	7.9 7.9	7.9	30.0 30.0	30.0	87.5 87.3	87.4	6.0 5.9	6.0	6.0	22.9 25.4	24.2		16.0 16.0	16.0	
16-Oct-11	Sunny	Moderate	10:44	7	Surface	1	25.9 25.9	25.9	7.9 7.9	7.9	29.7 29.7	29.7	68.7 67.7	68.2	4.7 4.7	4.7	4.3	8.1 7.8	8.0	29.2	9.4 9.3	9.4	12.3
					Middle	3.5	25.8 25.8	25.8	7.9 7.9	7.9	31.3 31.3	31.3	59.1 52.7	55.9	4.0 3.6	3.8		22.7 23.5	23.1		9.4 9.7	9.6	
					Bottom	6	25.8 25.8	25.8	7.9 7.9	7.9	31.4 31.4	31.4	62.5 61.2	61.9	4.3 4.2	4.3	4.3	54.8 57.9	56.4		18.0 18.0	18.0	
18-Oct-11	Sunny	Moderate	11:12	8	Surface	1	26.3 26.3	26.3	7.9 8.0	8.0	29.8 29.7	29.8	97.8 97.3	97.6	6.7 6.7	6.7	6.7	5.0 4.7	4.9	10.6	8.9 8.6	8.8	8.6
					Middle	4	26.0 26.0	26.0	8.0 8.0	8.0	30.4 30.5	30.5	98.2 98.1	98.2	6.7 6.7	6.7		4.8 4.6	4.7		8.5 8.5	8.5	
					Bottom	7	25.9 25.9	25.9	8.0 8.0	8.0	31.5 31.4	31.5	92.0 92.2	92.1	6.3 6.3	6.3	6.3	21.7 22.9	22.3		8.5 8.6	8.6	
22-Oct-11	Sunny	Moderate	15:33	7.2	Surface	1	26.5 26.5	26.5	8.3 8.3	8.3	29.8 29.8	29.8	164.0 163.9	164.0	11.2 11.2	11.2	11.2	7.2 7.5	7.4	9.1	13.0 13.0	13.0	13.3
					Middle	3.5	26.5 26.5	26.5	8.3 8.3	8.3	29.9 29.9	29.9	164.5 164.6	164.6	11.2 11.2	11.2		6.5 6.8	6.7		13.0 13.0	13.0	
					Bottom	6	26.2 26.2	26.2	8.2 8.2	8.2	30.7 30.7	30.7	139.4 139.5	139.5	9.5 9.5	9.5	9.5	13.8 12.5	13.2		14.0 14.0	14.0	
25-Oct-11	Sunny	Moderate	17:04	7.3	Surface	1	26.6 26.6	26.6	8.1 8.1	8.1	30.8 30.8	30.8	91.3 91.6	91.5	6.2 6.2	6.2	5.7	7.4 7.2	7.3	15.1	24.0 24.0	24.0	20.3
					Middle	3.5	26.3 26.3	26.3	8.1 8.1	8.1	31.6 31.5	31.6	76.4 76.3	76.4	5.2 5.2	5.2		13.4 13.8	13.6		17.0 17.0	17.0	
					Bottom	6	26.3 26.3	26.3	8.0 8.0	8.0	31.8 31.8	31.8	68.1 67.3	67.7	4.6 4.6	4.6	4.6	24.2 24.7	24.5		20.0 20.0	20.0	

Remarks: * DA: Depth-Averaged
** Calm: Small or no wave; Moderate: Between calm and rough; Rough : White capped or rougher

Water Quality Monitoring Results at IS4 - Mid-Flood Tide

Date	Weather Condition	Sea Condition**	Sampling Time	Water Depth (m)	Sampling Depth (m)		Water Temperature (°C)		pH		Salinity ppt		DO Saturation (%)		Dissolved Oxygen (mg/L)			Turbidity(NTU)			Suspended Solids (mg/L)		
							Value	Average	Value	Average	Value	Average	Value	Average	Value	Average	DA*	Value	Average	DA*	Value	Average	DA*
27-Oct-11	Cloudy	Moderate	07:01	7.3	Surface	1	25.9 25.9	25.9	8.2 8.2	8.2	30.9 30.9	30.9	103.8 103.3	103.6	7.9 7.8	7.9	7.7	9.7 9.5	9.6	14.3	16.0 15.0	15.5	14.8
					Middle	3.5	25.9 25.9	25.9	8.2 8.2	8.2	31.1 31.1	31.1	100.2 98.2	99.2	7.6 7.4	7.5		11.5 11.5	11.5		19.0 20.0	19.5	
					Bottom	6	25.8 25.8	25.8	8.2 8.2	8.2	31.6 30.8	31.2	78.5 77.1	77.8	5.9 5.9	5.9	5.9	22.2 21.6	21.9		9.2 9.3	9.3	
29-Oct-11	Sunny	Moderate	14:26	7.9	Surface	1	25.8 25.8	25.8	8.1 8.1	8.1	31.3 31.3	31.3	102.3 96.7	99.5	7.0 6.6	6.8	6.8	13.1 13.0	13.1	15.0	16.0 15.0	15.5	16.2
					Middle	4	25.6 25.7	25.7	8.1 8.1	8.1	31.5 30.8	31.2	100.0 97.1	98.6	6.8 6.7	6.8		14.3 14.2	14.3		19.0 19.0	19.0	
					Bottom	7	25.5 25.6	25.6	8.1 8.1	8.1	31.6 31.6	31.6	98.1 95.8	97.0	6.7 6.6	6.7	6.7	18.3 16.7	17.5		14.0 14.0	14.0	
31-Oct-11	Sunny	Moderate	11:02	7.2	Surface	1	25.6 25.6	25.6	8.1 8.1	8.1	31.2 31.2	31.2	108.0 110.2	109.1	7.4 7.6	7.5	7.4	8.6 8.9	8.8	17.1	14.0 15.0	14.5	14.7
					Middle	3.5	25.6 25.3	25.5	8.1 8.1	8.1	31.2 31.5	31.4	107.0 105.0	106.0	7.3 7.2	7.3		14.5 14.8	14.7		13.0 14.0	13.5	
					Bottom	6	25.3 25.3	25.3	8.1 8.1	8.1	31.6 31.6	31.6	104.2 102.9	103.6	7.2 7.1	7.2	7.2	28.0 27.7	27.9		16.0 16.0	16.0	

Remarks: * DA: Depth-Averaged
** Calm: Small or no wave; Moderate: Between calm and rough; Rough : White capped or rougher

Water Quality Monitoring Results at IS5 - Mid-Ebb Tide

Date	Weather Condition	Sea Condition**	Sampling Time	Water Depth (m)	Sampling Depth (m)		Water Temperature (°C)		pH		Salinity ppt		DO Saturation (%)		Dissolved Oxygen (mg/L)			Turbidity(NTU)			Suspended Solids (mg/L)		
							Value	Average	Value	Average	Value	Average	Value	Average	Value	Average	DA*	Value	Average	DA*	Value	Average	DA*
6-Oct-11	Fine	Moderate	07:44	8.5	Surface	1	25.7 25.8	25.8	7.9 8.0	8.0	32.4 32.5	32.5	89.2 87.8	88.5	6.1 6.0	6.1	6.1	6.5 5.9	6.2	9.1	12.0 12.0	12.0	12.7
					Middle	4.5	25.8 25.8	25.8	8.0 8.0	8.0	32.6 32.7	32.7	89.2 87.9	88.6	6.1 6.0	6.1		9.0 8.3	8.7		10.0 10.0	10.0	
					Bottom	8	25.8 25.8	25.8	8.0 8.0	8.0	32.7 32.8	32.8	88.2 88.2	88.2	6.0 6.0	6.0	6.0	12.8 11.8	12.3		16.0 16.0	16.0	
8-Oct-11	Sunny	Moderate	09:58	9	Surface	1	26.0 26.0	26.0	8.0 8.0	8.0	32.8 32.8	32.8	88.3 88.6	88.5	6.0 6.0	6.0	6.0	6.7 6.8	6.8	9.1	7.8 7.8	7.8	11.3
					Middle	4.5	26.0 26.0	26.0	8.0 8.0	8.0	32.8 32.8	32.8	86.8 86.7	86.8	5.9 5.9	5.9		8.6 8.6	8.6		8.9 9.0	9.0	
					Bottom	8	26.0 26.0	26.0	8.0 8.0	8.0	32.8 32.8	32.8	86.2 86.1	86.2	5.8 5.8	5.8	5.8	12.2 11.5	11.9		17.0 17.0	17.0	
10-Oct-11	Cloudy	Moderate	11:00	9.9	Surface	1	26.5 26.5	26.5	7.9 8.0	8.0	32.4 32.4	32.4	92.1 93.3	92.7	6.2 6.3	6.3	6.3	6.9 6.8	6.9	9.7	9.4 9.5	9.5	10.3
					Middle	5	26.5 26.5	26.5	8.0 8.0	8.0	32.5 32.5	32.5	91.8 92.3	92.1	6.2 6.2	6.2		9.8 9.9	9.9		9.0 8.8	8.9	
					Bottom	9	26.4 26.4	26.4	8.0 8.0	8.0	32.6 32.5	32.6	91.6 91.6	91.6	6.1 6.1	6.1	6.1	12.0 12.7	12.4		13.0 12.0	12.5	
12-Oct-11	Rainy	Moderate	12:06	9.8	Surface	1	26.0 26.0	26.0	8.0 8.0	8.0	31.0 30.7	30.9	94.7 94.0	94.4	6.5 6.4	6.5	6.4	8.0 8.6	8.3	19.2	11.0 11.0	11.0	25.7
					Middle	5	26.0 26.0	26.0	8.0 8.0	8.0	32.2 32.1	32.2	92.4 92.0	92.2	6.3 6.2	6.3		23.0 20.9	22.0		34.0 34.0	34.0	
					Bottom	9	26.0 26.0	26.0	8.0 8.0	8.0	32.2 32.2	32.2	92.1 91.9	92.0	6.2 6.2	6.2	6.2	26.9 27.8	27.4		32.0 32.0	32.0	
14-Oct-11	Cloudy	Moderate	14:10	9	Surface	1	26.5 26.5	26.5	7.9 7.9	7.9	30.1 30.0	30.1	90.3 89.8	90.1	6.1 6.1	6.1	6.1	9.6 10.1	9.9	11.6	20.0 21.0	20.5	22.2
					Middle	4.5	26.4 26.4	26.4	7.9 7.9	7.9	30.3 30.3	30.3	89.3 89.0	89.2	6.1 6.0	6.1		10.0 9.9	10.0		21.0 21.0	21.0	
					Bottom	8	26.4 26.4	26.4	7.9 7.9	7.9	30.5 30.6	30.6	88.8 88.6	88.7	6.0 6.0	6.0	6.0	14.8 14.7	14.8		25.0 25.0	25.0	
16-Oct-11	Sunny	Moderate	15:46	8.8	Surface	1	26.7 26.6	26.7	7.9 7.9	7.9	29.8 29.8	29.8	76.9 76.3	76.6	5.2 5.2	5.2	4.5	10.1 10.0	10.1	18.2	7.9 7.7	7.8	10.6
					Middle	5	26.2 26.2	26.2	7.9 7.9	7.9	30.2 30.2	30.2	55.6 55.7	55.7	3.8 3.8	3.8		12.2 11.8	12.0		10.0 10.0	10.0	
					Bottom	9	25.9 25.9	25.9	7.9 7.9	7.9	31.0 31.0	31.0	48.2 48.4	48.3	3.3 3.3	3.3	3.3	32.7 32.1	32.4		14.0 14.0	14.0	
18-Oct-11	Sunny	Moderate	16:19	8.9	Surface	1	26.7 26.7	26.7	8.1 8.1	8.1	29.6 29.6	29.6	114.3 114.8	114.6	7.8 7.8	7.8	7.7	5.2 5.5	5.4	5.8	9.2 9.2	9.2	8.6
					Middle	4.5	26.5 26.5	26.5	8.0 8.0	8.0	29.7 29.7	29.7	109.9 109.5	109.7	7.5 7.5	7.5		5.1 5.2	5.2		8.0 7.8	7.9	
					Bottom	8	26.4 26.4	26.4	8.0 8.0	8.0	29.7 29.7	29.7	104.2 104.1	104.2	7.1 7.1	7.1	7.1	7.0 6.7	6.9		8.8 8.6	8.7	
22-Oct-11	Sunny	Moderate	07:42	9.9	Surface	1	25.9 25.8	25.9	8.3 8.3	8.3	29.1 28.9	29.0	151.8 153.1	152.5	10.5 10.6	10.6	8.9	3.2 3.2	3.2	7.7	7.1 7.1	7.1	8.1
					Middle	5	26.1 26.0	26.1	8.1 8.0	8.1	31.1 31.4	31.3	108.7 102.5	105.6	7.4 7.0	7.2		7.1 7.6	7.4		8.6 8.6	8.6	
					Bottom	9	26.0 26.0	26.0	8.0 8.0	8.0	31.5 31.5	31.5	101.9 101.8	101.9	6.9 6.9	6.9	6.9	12.6 12.6	12.6		8.6 8.5	8.6	
25-Oct-11	Sunny	Moderate	10:43	9.8	Surface	1	26.2 26.2	26.2	8.1 8.1	8.1	29.1 29.1	29.1	78.6 78.0	78.3	5.5 5.4	5.5	5.0	3.0 2.8	2.9	18.9	10.0 11.0	10.5	17.5
					Middle	5	26.6 26.6	26.6	7.9 7.9	7.9	30.4 30.4	30.4	65.5 65.6	65.6	4.5 4.5	4.5		10.5 10.1	10.3		21.0 21.0	21.0	
					Bottom	9	26.7 26.7	26.7	7.9 7.9	7.9	31.1 31.1	31.1	62.7 62.0	62.4	4.3 4.2	4.3	4.3	42.9 44.0	43.5		21.0 21.0	21.0	

Remarks: * DA: Depth-Averaged
** Calm: Small or no wave; Moderate: Between calm and rough; Rough : White capped or rougher

Water Quality Monitoring Results at IS5 - Mid-Ebb Tide

Date	Weather Condition	Sea Condition**	Sampling Time	Water Depth (m)	Sampling Depth (m)		Water Temperature (°C)		pH		Salinity ppt		DO Saturation (%)		Dissolved Oxygen (mg/L)			Turbidity(NTU)			Suspended Solids (mg/L)		
							Value	Average	Value	Average	Value	Average	Value	Average	Value	Average	DA*	Value	Average	DA*	Value	Average	DA*
27-Oct-11	Cloudy	Moderate	13:19	9.9	Surface	1	25.9 25.9	25.9	8.2 8.2	8.2	31.3 31.3	31.3	113.0 113.0	113.0	8.6 8.6	8.6	8.6	14.3 14.1	14.2	17.7	16.0 16.0	16.0	14.0
					Middle	5	25.9 25.9	25.9	8.2 8.2	8.2	31.6 31.6	31.6	113.2 113.0	113.1	8.6 8.6	8.6		18.2 18.3	18.3		15.0 15.0	15.0	
					Bottom	9	25.9 25.9	25.9	8.2 8.2	8.2	31.6 30.5	31.1	113.9 113.7	113.8	8.6 8.6	8.6	8.6	20.6 20.4	20.5		11.0 11.0	11.0	
29-Oct-11	Sunny	Moderate	08:23	8.2	Surface	1	25.9 25.9	25.9	8.1 8.1	8.1	31.0 31.0	31.0	92.5 91.3	91.9	6.3 6.2	6.3	6.3	15.4 15.6	15.5	15.9	19.0 19.0	19.0	20.2
					Middle	4	25.9 25.9	25.9	8.1 8.1	8.1	31.0 30.9	31.0	92.8 90.9	91.9	6.3 6.2	6.3		15.4 15.1	15.3		18.0 17.0	17.5	
					Bottom	7	25.9 25.9	25.9	8.1 8.1	8.1	30.9 30.9	30.9	92.5 90.7	91.6	6.3 6.2	6.3	6.3	17.2 16.6	16.9		24.0 24.0	24.0	
31-Oct-11	Sunny	Moderate	16:29	8.8	Surface	1	25.9 25.7	25.8	8.1 8.1	8.1	31.1 31.1	31.1	104.1 103.1	103.6	7.1 7.1	7.1	7.1	10.3 10.4	10.4	17.5	11.0 10.0	10.5	12.2
					Middle	4.5	25.7 25.7	25.7	8.1 8.1	8.1	31.1 31.1	31.1	102.0 100.3	101.2	7.0 6.9	7.0		18.1 18.8	18.5		11.0 11.0	11.0	
					Bottom	8	25.7 25.6	25.7	8.1 8.1	8.1	31.1 31.1	31.1	100.8 99.5	100.2	6.9 6.8	6.9	6.9	23.4 23.8	23.6		15.0 15.0	15.0	

Remarks: * DA: Depth-Averaged
** Calm: Small or no wave; Moderate: Between calm and rough; Rough : White capped or rougher

Water Quality Monitoring Results at IS5 - Mid-Flood Tide

Date	Weather Condition	Sea Condition**	Sampling Time	Water Depth (m)	Sampling Depth (m)		Water Temperature (°C)		pH		Salinity ppt		DO Saturation (%)		Dissolved Oxygen (mg/L)			Turbidity(NTU)			Suspended Solids (mg/L)		
							Value	Average	Value	Average	Value	Average	Value	Average	Value	Average	DA*	Value	Average	DA*	Value	Average	DA*
6-Oct-11	Fine	Moderate	15:52	8.8	Surface	1	26.2 26.2	26.2	7.9 7.9	7.9	32.2 32.2	32.2	93.2 91.1	92.2	6.3 6.2	6.3	6.2	7.4 7.2	7.3	8.1	8.1 8.0	8.1	9.1
					Middle	4.5	26.0 26.0	26.0	7.9 8.0	8.0	32.4 32.3	32.4	90.3 90.8	90.6	6.1 6.1	6.1		7.5 8.5	8.0		8.3 8.2	8.3	
					Bottom	8	25.9 25.9	25.9	8.0 8.0	8.0	32.5 32.4	32.5	88.5 89.2	88.9	6.0 6.0	6.0	6.0	9.3 8.8	9.1		11.0 11.0	11.0	
8-Oct-11	Sunny	Moderate	16:32	9	Surface	1	26.6 26.7	26.7	7.9 7.9	7.9	32.4 32.4	32.4	95.5 95.4	95.5	6.4 6.4	6.4	6.4	6.0 5.7	5.9	7.2	11.0 11.0	11.0	11.0
					Middle	4.5	26.5 26.5	26.5	8.0 8.0	8.0	32.5 32.5	32.5	93.7 93.6	93.7	6.3 6.3	6.3		7.2 7.2	7.2		11.0 10.0	10.5	
					Bottom	8	26.4 26.4	26.4	8.0 8.0	8.0	32.6 32.6	32.6	90.9 90.8	90.9	6.1 6.1	6.1	6.1	8.5 8.6	8.6		12.0 11.0	11.5	
10-Oct-11	Cloudy	Moderate	18:07	9	Surface	1	26.6 26.6	26.6	7.9 8.0	8.0	32.2 32.3	32.3	94.7 94.4	94.6	6.3 6.3	6.3	6.3	5.2 5.0	5.1	5.7	7.5 7.6	7.6	11.6
					Middle	4.5	26.6 26.6	26.6	7.9 8.0	8.0	32.3 32.3	32.3	94.5 93.9	94.2	6.3 6.3	6.3		5.7 5.7	5.7		9.3 9.4	9.4	
					Bottom	8	26.6 26.6	26.6	8.0 8.0	8.0	32.3 32.3	32.3	93.9 93.8	93.9	6.3 6.3	6.3	6.3	6.4 6.4	6.4		18.0 18.0	18.0	
12-Oct-11	Rainy	Moderate	17:41	8.4	Surface	1	26.2 26.2	26.2	8.0 8.0	8.0	30.2 30.2	30.2	97.0 96.4	96.7	6.6 6.6	6.6	6.6	8.6 9.1	8.9	12.0	7.7 7.9	7.8	12.8
					Middle	4	26.1 26.2	26.2	8.0 8.0	8.0	31.2 31.1	31.2	94.8 95.2	95.0	6.4 6.5	6.5		12.6 11.8	12.2		17.0 17.0	17.0	
					Bottom	7	26.1 26.1	26.1	8.0 8.0	8.0	31.6 31.6	31.6	92.7 92.6	92.7	6.3 6.3	6.3	6.3	15.0 15.0	15.0		14.0 13.0	13.5	
14-Oct-11	Cloudy	Moderate	07:13	9.2	Surface	1	26.3 26.3	26.3	7.9 7.9	7.9	30.9 30.9	30.9	91.8 91.8	91.8	6.2 6.2	6.2	6.2	6.4 6.3	6.4	7.0	12.0 11.0	11.5	12.2
					Middle	4.5	26.3 26.3	26.3	7.9 7.9	7.9	30.9 31.0	31.0	91.6 91.0	91.3	6.2 6.2	6.2		6.2 6.9	6.6		10.0 10.0	10.0	
					Bottom	8	26.3 26.3	26.3	7.9 7.9	7.9	31.0 31.0	31.0	90.4 89.9	90.2	6.1 6.1	6.1	6.1	8.4 7.7	8.1		15.0 15.0	15.0	
16-Oct-11	Sunny	Moderate	10:05	9.8	Surface	1	25.8 25.8	25.8	7.9 7.9	7.9	28.6 28.6	28.6	66.8 66.3	66.6	4.6 4.6	4.6	4.2	5.5 5.3	5.4	21.4	6.3 6.5	6.4	7.2
					Middle	5	26.3 26.3	26.3	7.9 8.0	8.0	29.8 29.9	29.9	55.7 55.8	55.8	3.8 3.8	3.8		13.0 12.6	12.8		6.9 7.1	7.0	
					Bottom	9	26.4 26.4	26.4	7.9 7.9	7.9	30.5 30.5	30.5	53.3 52.7	53.0	3.6 3.6	3.6	3.6	45.4 46.5	46.0		8.1 8.1	8.1	
18-Oct-11	Sunny	Moderate	10:37	8.9	Surface	1	26.2 26.2	26.2	8.0 8.0	8.0	29.3 29.3	29.3	106.9 107.0	107.0	7.3 7.3	7.3	7.3	3.7 3.5	3.6	5.7	6.2 6.2	6.2	7.0
					Middle	4.5	26.2 26.2	26.2	8.0 8.0	8.0	29.6 29.6	29.6	104.9 105.1	105.0	7.2 7.2	7.2		5.0 4.9	5.0		7.5 7.7	7.6	
					Bottom	8	26.2 26.2	26.2	8.0 8.0	8.0	29.9 29.9	29.9	98.9 98.9	98.9	6.8 6.8	6.8	6.8	8.6 8.6	8.6		7.2 6.9	7.1	
22-Oct-11	Sunny	Moderate	16:12	9.9	Surface	1	26.8 26.8	26.8	8.5 8.5	8.5	28.9 28.9	28.9	158.8 158.9	158.9	10.9 10.9	10.9	12.0	3.6 3.4	3.5	8.5	8.6 8.8	8.7	9.4
					Middle	5	26.6 26.6	26.6	8.4 8.4	8.4	29.3 29.3	29.3	192.4 192.6	192.5	13.1 13.1	13.1		5.2 5.2	5.2		10.0 11.0	10.5	
					Bottom	9	26.2 26.2	26.2	8.2 8.2	8.2	30.3 30.2	30.3	138.1 137.7	137.9	9.4 9.4	9.4	9.4	16.3 17.0	16.7		8.9 9.0	9.0	
25-Oct-11	Sunny	Moderate	17:43	9.8	Surface	1	27.1 27.1	27.1	8.3 8.3	8.3	29.1 29.1	29.1	96.1 95.4	95.8	6.5 6.5	6.5	5.7	6.8 6.7	6.8	14.9	14.0 14.0	14.0	14.2
					Middle	5	26.7 26.6	26.7	8.2 8.2	8.2	29.5 29.6	29.6	69.5 69.6	69.6	4.7 4.8	4.8		8.9 8.5	8.7		14.0 13.0	13.5	
					Bottom	9	26.3 26.3	26.3	8.0 8.0	8.0	30.4 30.4	30.4	60.3 60.5	60.4	4.1 4.1	4.1	4.1	29.4 28.8	29.1		15.0 15.0	15.0	

Remarks: * DA: Depth-Averaged
** Calm: Small or no wave; Moderate: Between calm and rough; Rough : White capped or rougher

Water Quality Monitoring Results at IS5 - Mid-Flood Tide

Date	Weather Condition	Sea Condition**	Sampling Time	Water Depth (m)	Sampling Depth (m)		Water Temperature (°C)		pH		Salinity ppt		DO Saturation (%)		Dissolved Oxygen (mg/L)			Turbidity(NTU)			Suspended Solids (mg/L)		
							Value	Average	Value	Average	Value	Average	Value	Average	Value	Average	DA*	Value	Average	DA*	Value	Average	DA*
27-Oct-11	Cloudy	Moderate	06:30	10	Surface	1	25.8 25.8	25.8	8.2 8.2	8.2	30.6 30.6	30.6	33.3 33.8	33.6	2.5 2.6	2.6	2.7	7.3 7.2	7.3	7.9	12.0 12.0	12.0	12.7
					Middle	5	25.8 25.8	25.8	8.2 8.2	8.2	30.5 30.5	30.5	36.5 36.2	36.4	2.8 2.8	2.8		7.8 7.6	7.7		10.0 10.0	10.0	
					Bottom	9	25.8 25.8	25.8	8.2 8.2	8.2	30.7 30.7	30.7	37.9 38.0	38.0	2.9 2.9	2.9	2.9	8.6 8.5	8.6		16.0 16.0	16.0	
29-Oct-11	Sunny	Moderate	15:05	9.2	Surface	1	25.6 25.6	25.6	8.1 8.1	8.1	31.0 30.9	31.0	95.6 94.6	95.1	6.6 6.5	6.6	6.6	14.9 14.2	14.6	16.5	8.3 8.5	8.4	11.4
					Middle	4.5	25.6 25.6	25.6	8.1 8.1	8.1	30.9 30.9	30.9	93.8 94.3	94.1	6.4 6.5	6.5		16.8 16.7	16.8		17.0 17.0	17.0	
					Bottom	8	25.5 25.6	25.6	8.1 8.1	8.1	30.9 30.9	30.9	93.3 93.2	93.3	6.4 6.4	6.4	6.4	18.3 17.7	18.0		8.9 8.8	8.9	
31-Oct-11	Sunny	Moderate	10:26	8	Surface	1	25.5 25.4	25.5	8.0 8.0	8.0	30.9 30.9	30.9	103.8 102.1	103.0	7.1 7.0	7.1	7.1	14.5 15.8	15.2	17.4	28.0 28.0	28.0	23.7
					Middle	4	25.4 25.4	25.4	8.0 8.0	8.0	30.9 30.9	30.9	102.1 101.5	101.8	7.0 7.0	7.0		16.9 18.5	17.7		22.0 21.0	21.5	
					Bottom	7	25.4 25.4	25.4	8.0 8.0	8.0	30.9 30.9	30.9	101.5 101.1	101.3	7.0 7.0	7.0	7.0	18.8 19.9	19.4		21.0 22.0	21.5	

Remarks: * DA: Depth-Averaged
** Calm: Small or no wave; Moderate: Between calm and rough; Rough : White capped or rougher

Water Quality Monitoring Results at IS(Mf)6 - Mid-Ebb Tide

Date	Weather Condition	Sea Condition**	Sampling Time	Water Depth (m)	Sampling Depth (m)		Water Temperature (°C)		pH		Salinity ppt		DO Saturation (%)		Dissolved Oxygen (mg/L)			Turbidity(NTU)			Suspended Solids (mg/L)		
							Value	Average	Value	Average	Value	Average	Value	Average	Value	Average	DA*	Value	Average	DA*	Value	Average	DA*
6-Oct-11	Fine	Moderate	07:18	3	Surface	1	25.6 25.6	25.6	7.9 7.9	7.9	31.1 31.1	31.1	90.4 89.8	90.1	6.2 6.2	6.2	6.2	6.7 6.8	6.8	11.8	27.0 27.0	27.0	18.5
					Middle	-	- -	-	- -	-	- -	-	- -	-	- -	-		- -	-		- -	-	
					Bottom	2	25.6 25.7	25.7	7.9 7.9	7.9	32.2 32.3	32.3	88.0 87.7	87.9	6.0 6.0	6.0	6.0	16.8 16.7	16.8		10.0 10.0	10.0	
8-Oct-11	Sunny	Moderate	09:29	3.1	Surface	1	26.1 26.1	26.1	7.9 7.9	7.9	32.6 32.6	32.6	88.1 87.9	88.0	5.9 5.9	5.9	5.9	5.9 6.0	6.0	6.8	7.7 7.7	7.7	7.4
					Middle	-	- -	-	- -	-	- -	-	- -	-	- -	-		- -	-		- -	-	
					Bottom	2	26.0 26.0	26.0	7.9 7.9	7.9	32.7 32.7	32.7	86.5 86.4	86.5	5.8 5.8	5.8	5.8	7.5 7.4	7.5		7.1 7.1	7.1	
10-Oct-11	Cloudy	Moderate	10:35	3.9	Surface	1	26.6 26.6	26.6	7.9 7.9	7.9	32.2 32.2	32.2	92.4 92.0	92.2	6.2 6.2	6.2	6.2	6.2 6.4	6.3	6.5	5.5 5.6	5.6	8.8
					Middle	-	- -	-	- -	-	- -	-	- -	-	- -	-		- -	-		- -	-	
					Bottom	3	26.6 26.6	26.6	7.9 7.9	7.9	32.2 32.2	32.2	91.7 91.4	91.6	6.1 6.1	6.1	6.1	6.5 6.7	6.6		12.0 12.0	12.0	
12-Oct-11	Rainy	Moderate	11:53	3	Surface	1	26.0 26.0	26.0	8.0 8.0	8.0	30.2 30.0	30.1	98.6 97.7	98.2	6.8 6.7	6.8	6.8	5.7 6.1	5.9	5.5	6.7 6.6	6.7	9.8
					Middle	-	- -	-	- -	-	- -	-	- -	-	- -	-		- -	-		- -	-	
					Bottom	2	26.0 26.0	26.0	7.9 7.9	7.9	31.0 31.0	31.0	95.3 95.3	95.3	6.5 6.5	6.5	6.5	5.0 5.1	5.1		13.0 13.0	13.0	
14-Oct-11	Cloudy	Moderate	14:25	2.7	Surface	-	- -	-	- -	-	- -	-	- -	-	- -	-	6.6	- -	-	4.8	- -	-	7.4
					Middle	1.4	26.8 26.8	26.8	7.9 7.9	7.9	30.2 30.2	30.2	97.4 96.9	97.2	6.6 6.5	6.6		4.6 5.0	4.8		7.4 7.4	7.4	
					Bottom	-	- -	-	- -	-	- -	-	- -	-	- -	-	-	- -	-		- -	-	
16-Oct-11	Sunny	Moderate	16:02	3	Surface	1	26.8 26.8	26.8	7.9 7.9	7.9	29.2 29.2	29.2	48.2 47.6	47.9	3.3 3.2	3.3	3.3	5.0 5.4	5.2	8.7	12.0 12.0	12.0	9.2
					Middle	-	- -	-	- -	-	- -	-	- -	-	- -	-		- -	-		- -	-	
					Bottom	2	26.3 26.3	26.3	7.9 7.9	7.9	29.8 29.8	29.8	43.6 43.2	43.4	3.0 2.9	3.0	3.0	12.1 12.3	12.2		6.5 6.3	6.4	
18-Oct-11	Sunny	Moderate	16:32	3	Surface	1	26.9 27.0	27.0	8.1 8.1	8.1	29.2 29.2	29.2	126.7 126.5	126.6	8.6 8.6	8.6	8.6	2.8 2.9	2.9	3.3	11.0 11.0	11.0	12.0
					Middle	-	- -	-	- -	-	- -	-	- -	-	- -	-		- -	-		- -	-	
					Bottom	2	26.7 26.7	26.7	8.1 8.1	8.1	29.5 29.5	29.5	119.0 119.2	119.1	8.1 8.1	8.1	8.1	3.7 3.7	3.7		13.0 13.0	13.0	
22-Oct-11	Sunny	Moderate	07:30	2.9	Surface	1	26.0 25.9	26.0	8.2 8.2	8.2	28.7 28.7	28.7	153.4 153.3	153.4	10.6 10.6	10.6	10.6	3.3 3.0	3.2	3.5	6.6 6.6	6.6	7.1
					Middle	-	- -	-	- -	-	- -	-	- -	-	- -	-		- -	-		- -	-	
					Bottom	2	26.1 26.1	26.1	8.2 8.2	8.2	29.3 29.4	29.4	149.3 148.5	148.9	10.3 10.2	10.3	10.3	3.6 3.7	3.7		7.6 7.6	7.6	
25-Oct-11	Sunny	Moderate	10:30	2.8	Surface	1	26.5 26.5	26.5	8.1 8.1	8.1	29.8 29.8	29.8	84.6 84.5	84.6	5.8 5.8	5.8	5.8	3.5 3.5	3.5	7.4	22.0 22.0	22.0	19.0
					Middle	-	- -	-	- -	-	- -	-	- -	-	- -	-		- -	-		- -	-	
					Bottom	2	26.7 26.7	26.7	8.1 8.1	8.1	30.0 30.0	30.0	78.8 78.1	78.5	5.4 5.3	5.4	5.4	11.2 11.4	11.3		16.0 16.0	16.0	

Remarks: * DA: Depth-Averaged
** Calm: Small or no wave; Moderate: Between calm and rough; Rough : White capped or rougher

Water Quality Monitoring Results at IS(Mf)6 - Mid-Ebb Tide

Date	Weather Condition	Sea Condition**	Sampling Time	Water Depth (m)	Sampling Depth (m)		Water Temperature (°C)		pH		Salinity ppt		DO Saturation (%)		Dissolved Oxygen (mg/L)			Turbidity(NTU)			Suspended Solids (mg/L)		
							Value	Average	Value	Average	Value	Average	Value	Average	Value	Average	DA*	Value	Average	DA*	Value	Average	DA*
27-Oct-11	Cloudy	Moderate	13:29	2.9	Surface	1	26.0 26.0	26.0	8.2 8.2	8.2	30.8 30.8	30.8	102.8 102.8	102.8	7.8 7.8	7.8	7.8	9.7 9.7	9.7	11.6	17.0 17.0	17.0	12.9
					Middle	-	- -	-	- -	-	- -	-	- -	-	- -	-		- -	-		- -	-	
					Bottom	2	25.9 25.9	25.9	8.2 8.2	8.2	30.7 30.7	30.7	101.1 101.3	101.2	7.7 7.7	7.7	7.7	13.4 13.3	13.4		8.8 8.8	8.8	
29-Oct-11	Sunny	Moderate	08:10	2.8	Surface	1	25.8 25.8	25.8	8.0 8.1	8.1	30.9 30.9	30.9	102.6 93.3	98.0	7.0 6.4	6.7	6.7	19.6 19.5	19.6	21.7	19.0 18.0	18.5	15.5
					Middle	-	- -	-	- -	-	- -	-	- -	-	- -	-		- -	-		- -	-	
					Bottom	2	25.8 25.8	25.8	8.0 8.1	8.1	30.9 30.9	30.9	95.6 93.5	94.6	6.5 6.4	6.5	6.5	24.2 23.1	23.7		12.0 13.0	12.5	
31-Oct-11	Sunny	Moderate	16:43	2.9	Surface	1	26.0 26.0	26.0	8.0 8.1	8.1	30.8 30.8	30.8	106.5 105.2	105.9	7.3 7.2	7.3	7.3	11.9 11.5	11.7	11.3	13.0 13.0	13.0	14.8
					Middle	-	- -	-	- -	-	- -	-	- -	-	- -	-		- -	-		- -	-	
					Bottom	2	25.9 25.9	25.9	8.1 8.1	8.1	30.8 30.8	30.8	105.0 104.8	104.9	7.2 7.2	7.2	7.2	10.9 10.6	10.8		16.0 17.0	16.5	

Remarks: * DA: Depth-Averaged
** Calm: Small or no wave; Moderate: Between calm and rough; Rough : White capped or rougher

Water Quality Monitoring Results at IS(Mf)6 - Mid-Flood Tide

Date	Weather Condition	Sea Condition**	Sampling Time	Water Depth (m)	Sampling Depth (m)		Water Temperature (°C)		pH		Salinity ppt		DO Saturation (%)		Dissolved Oxygen (mg/L)			Turbidity(NTU)			Suspended Solids (mg/L)		
							Value	Average	Value	Average	Value	Average	Value	Average	Value	Average	DA*	Value	Average	DA*	Value	Average	DA*
6-Oct-11	Fine	Moderate	15:27	2.6	Surface	-	-	-	-	-	-	-	-	-	-	-	6.3	-	-	7.4	-	-	12.0
							-		-		-		-		-			-			-		
					Middle	1.3	26.2	26.3	7.9	7.9	31.5	31.9	93.4	93.4	6.3	6.3		7.6	7.4		12.0	12.0	
							26.3		7.9		32.3		93.4		6.3			7.1			12.0		
					Bottom	-	-	-	-	-	-	-	-	-	-	-	-	-	-		-	-	
							-		-		-		-		-			-			-		
8-Oct-11	Sunny	Moderate	16:13	2.6	Surface	-	-	-	-	-	-	-	-	-	-	-	6.3	-	-	5.5	-	-	11.0
							-		-		-		-		-			-			-		
					Middle	1.3	26.5	26.5	7.9	7.9	32.6	32.6	94.4	94.4	6.3	6.3		5.4	5.5		11.0	11.0	
							26.5		7.9		32.6		94.3		6.3			5.5			11.0		
					Bottom	-	-	-	-	-	-	-	-	-	-	-	-	-	-		-	-	
							-		-		-		-		-			-			-		
10-Oct-11	Cloudy	Moderate	17:41	2.8	Surface	-	-	-	-	-	-	-	-	-	-	-	6.4	-	-	6.2	-	-	12.0
							-		-		-		-		-			-			-		
					Middle	1.4	26.6	26.6	7.9	7.9	32.2	32.2	95.0	95.0	6.4	6.4		6.5	6.2		12.0	12.0	
							26.6		7.9		32.2		94.9		6.4			5.8			12.0		
					Bottom	-	-	-	-	-	-	-	-	-	-	-	-	-	-		-	-	
							-		-		-		-		-			-			-		
12-Oct-11	Rainy	Moderate	17:32	2.5	Surface	-	-	-	-	-	-	-	-	-	-	-	6.6	-	-	13.4	-	-	9.6
							-		-		-		-		-			-			-		
					Middle	1.3	26.1	26.1	7.9	7.9	31.0	31.0	97.2	97.2	6.6	6.6		12.8	13.4		9.5	9.6	
							26.1		7.9		31.0		97.1		6.6			13.9			9.6		
					Bottom	-	-	-	-	-	-	-	-	-	-	-	-	-	-		-	-	
							-		-		-		-		-			-			-		
14-Oct-11	Cloudy	Moderate	07:04	2.8	Surface	-	-	-	-	-	-	-	-	-	-	-	6.2	-	-	8.3	-	-	15.0
							-		-		-		-		-			-			-		
					Middle	1.4	26.3	26.3	7.9	7.9	30.9	30.9	91.7	91.6	6.2	6.2		8.2	8.3		15.0	15.0	
							26.3		7.9		30.8		91.5		6.2			8.4			15.0		
					Bottom	-	-	-	-	-	-	-	-	-	-	-	-	-	-		-	-	
							-		-		-		-		-			-			-		
16-Oct-11	Sunny	Moderate	09:49	3	Surface	1	26.2	26.2	7.9	7.9	29.3	29.3	71.9	71.9	4.9	4.9	4.9	6.0	6.0	9.9	11.0	11.0	9.9
							26.2		7.9		29.3		71.8		4.9			6.0			11.0		
					Middle	-	-	-	-	-	-	-	-	-	-	-	-	-	-		-	-	
							-		-		-		-		-			-			-		
					Bottom	2	26.3	26.3	7.9	7.9	29.5	29.5	67.0	66.7	4.6	4.6	4.6	13.7	13.8		8.6	8.7	
							26.3		7.9		29.5		66.4		4.5			13.9			8.8		
18-Oct-11	Sunny	Moderate	10:28	2.8	Surface	-	-	-	-	-	-	-	-	-	-	-	7.5	-	-	5.3	-	-	8.5
							-		-		-		-		-			-			-		
					Middle	1.4	26.2	26.2	8.0	8.0	29.4	29.4	109.9	109.8	7.5	7.5		5.4	5.3		8.5	8.5	
							26.2		8.0		29.3		109.7		7.5			5.2			8.5		
					Bottom	-	-	-	-	-	-	-	-	-	-	-	-	-	-		-	-	
							-		-		-		-		-			-			-		
22-Oct-11	Sunny	Moderate	16:26	3	Surface	1	26.8	26.8	8.4	8.4	29.2	29.2	158.3	157.9	10.1	10.1	10.1	9.7	9.7	9.6	16.0	16.0	17.3
							26.8		8.4		29.2		157.4		10.1			9.6			16.0		
					Middle	-	-	-	-	-	-	-	-	-	-	-	-	-	-		-	-	
							-		-		-		-		-			-			-		
					Bottom	2	26.8	26.8	8.4	8.4	29.2	29.2	158.2	158.1	10.1	10.1	10.1	9.5	9.4		18.0	18.5	
							26.8		8.4		29.2		157.9		10.1			9.3			19.0		
25-Oct-11	Sunny	Moderate	18:01	3	Surface	1	27.2	27.2	8.3	8.3	28.5	28.5	60.3	59.9	4.1	4.1	4.1	1.7	1.9	5.4	8.6	8.7	8.9
							27.2		8.3		28.5		59.5		4.0			2.1			8.7		
					Middle	-	-	-	-	-	-	-	-	-	-	-	-	-	-		-	-	
							-		-		-		-		-			-			-		
					Bottom	2	26.7	26.7	8.3	8.3	29.1	29.1	54.5	54.3	3.7	3.7	3.7	8.8	8.9		9.3	9.2	
							26.7		8.3		29.1		54.0		3.7			9.0			9.1		

Remarks: * DA: Depth-Averaged
** Calm: Small or no wave; Moderate: Between calm and rough; Rough : White capped or rougher

Water Quality Monitoring Results at IS(Mf)6 - Mid-Flood Tide

Date	Weather Condition	Sea Condition**	Sampling Time	Water Depth (m)	Sampling Depth (m)		Water Temperature (°C)		pH		Salinity ppt		DO Saturation (%)		Dissolved Oxygen (mg/L)			Turbidity(NTU)			Suspended Solids (mg/L)		
							Value	Average	Value	Average	Value	Average	Value	Average	Value	Average	DA*	Value	Average	DA*	Value	Average	DA*
27-Oct-11	Cloudy	Moderate	06:18	3	Surface	1	25.8 25.8	25.8	8.1 8.1	8.1	30.4 30.4	30.4	33.1 33.6	33.4	2.5 2.6	2.6	2.6	8.0 8.6	8.3	8.6	12.0 12.0	12.0	11.5
					Middle	-	- -	-	- -	-	- -	-	- -	-	- -	-		- -	-		- -	-	
					Bottom	2	25.8 25.8	25.8	8.1 8.1	8.1	30.3 30.4	30.4	36.1 36.6	36.4	2.8 2.8	2.8	2.8	8.8 8.9	8.9		11.0 11.0	11.0	
29-Oct-11	Sunny	Moderate	15:23	3	Surface	1	25.7 25.7	25.7	8.1 8.1	8.1	30.8 30.8	30.8	105.0 105.3	105.2	7.2 7.2	7.2	7.2	8.5 9.8	9.2	10.2	11.0 11.0	11.0	20.5
					Middle	-	- -	-	- -	-	- -	-	- -	-	- -	-		- -	-		- -	-	
					Bottom	2	25.6 25.6	25.6	8.1 8.1	8.1	30.9 30.9	30.9	105.5 103.6	104.6	7.2 7.1	7.2	7.2	11.5 10.7	11.1		30.0 30.0	30.0	
31-Oct-11	Sunny	Moderate	10:18	2.5	Surface	-	- -	-	- -	-	- -	-	- -	-	- -	-	7.0	- -	-	20.9	- -	-	35.0
					Middle	1.2	25.5 25.5	25.5	8.0 8.0	8.0	30.7 30.7	30.7	102.2 101.8	102.0	7.0 7.0	7.0		21.4 20.3	20.9		35.0 35.0	35.0	
					Bottom	-	- -	-	- -	-	- -	-	- -	-	- -	-	-	- -	-		- -	-	

Remarks: * DA: Depth-Averaged
** Calm: Small or no wave; Moderate: Between calm and rough; Rough : White capped or rougher

Water Quality Monitoring Results at IS7 - Mid-Ebb Tide

Date	Weather Condition	Sea Condition**	Sampling Time	Water Depth (m)	Sampling Depth (m)		Water Temperature (°C)		pH		Salinity ppt		DO Saturation (%)		Dissolved Oxygen (mg/L)			Turbidity(NTU)			Suspended Solids (mg/L)		
							Value	Average	Value	Average	Value	Average	Value	Average	Value	Average	DA*	Value	Average	DA*	Value	Average	DA*
6-Oct-11	Fine	Moderate	07:02	3.1	Surface	1	25.6 25.6	25.6	7.8 7.8	7.8	31.0 31.0	31.0	90.9 90.2	90.6	6.2 6.2	6.2	6.2	11.3 11.4	11.4	11.5	14.0 14.0	14.0	13.5
					Middle	-	- -	-	- -	-	- -	-	- -	-	- -	-		- -	-		- -	-	
					Bottom	2	25.6 25.6	25.6	7.9 7.9	7.9	32.1 32.1	32.1	89.4 89.4	89.4	6.1 6.1	6.1	6.1	11.6 11.4	11.5		13.0 13.0	13.0	
8-Oct-11	Sunny	Moderate	09:08	3	Surface	1	26.0 25.9	26.0	7.9 7.9	7.9	32.4 32.4	32.4	90.0 89.9	90.0	6.1 6.1	6.1	6.1	5.2 5.1	5.2	5.5	11.0 12.0	11.5	8.8
					Middle	-	- -	-	- -	-	- -	-	- -	-	- -	-		- -	-		- -	-	
					Bottom	2	25.9 25.9	25.9	7.9 7.9	7.9	32.5 32.5	32.5	88.0 87.9	88.0	6.0 5.9	6.0	6.0	5.8 5.7	5.8		6.1 5.9	6.0	
10-Oct-11	Cloudy	Moderate	10:24	4.1	Surface	1	26.5 26.5	26.5	7.9 7.9	7.9	32.0 32.0	32.0	95.4 94.8	95.1	6.4 6.4	6.4	6.4	2.8 2.7	2.8	4.2	8.9 8.9	8.9	7.6
					Middle	-	- -	-	- -	-	- -	-	- -	-	- -	-		- -	-		- -	-	
					Bottom	3	26.6 26.6	26.6	7.9 7.9	7.9	32.1 32.1	32.1	93.1 92.3	92.7	6.2 6.2	6.2	6.2	5.3 5.7	5.5		6.2 6.3	6.3	
12-Oct-11	Rainy	Moderate	11:39	3.2	Surface	1	26.1 26.1	26.1	7.9 7.9	7.9	30.4 30.3	30.4	96.4 96.3	96.4	6.6 6.6	6.6	6.6	5.1 5.0	5.1	6.2	9.6 9.7	9.7	9.7
					Middle	-	- -	-	- -	-	- -	-	- -	-	- -	-		- -	-		- -	-	
					Bottom	2	26.1 26.1	26.1	7.9 7.9	7.9	31.1 31.1	31.1	95.0 94.9	95.0	6.5 6.5	6.5	6.5	7.2 7.2	7.2		9.7 9.8	9.8	
14-Oct-11	Cloudy	Moderate	14:37	3	Surface	1	26.8 26.9	26.9	7.9 7.9	7.9	30.0 29.9	30.0	97.4 97.0	97.2	6.6 6.6	6.6	6.6	3.9 3.8	3.9	4.4	6.3 6.3	6.3	8.7
					Middle	-	- -	-	- -	-	- -	-	- -	-	- -	-		- -	-		- -	-	
					Bottom	2	26.6 26.7	26.7	7.9 7.9	7.9	30.2 30.1	30.2	96.6 96.3	96.5	6.5 6.5	6.5	6.5	5.2 4.6	4.9		11.0 11.0	11.0	
16-Oct-11	Sunny	Moderate	16:14	3	Surface	1	26.8 26.8	26.8	7.9 7.9	7.9	29.4 29.4	29.4	70.8 70.2	70.5	4.8 4.8	4.8	4.8	6.8 6.4	6.6	8.6	6.4 6.6	6.5	6.1
					Middle	-	- -	-	- -	-	- -	-	- -	-	- -	-		- -	-		- -	-	
					Bottom	2	26.4 26.4	26.4	7.9 7.9	7.9	29.8 29.8	29.8	57.1 55.9	56.5	3.9 3.8	3.9	3.9	10.4 10.6	10.5		5.8 5.7	5.8	
18-Oct-11	Sunny	Moderate	16:46	3.2	Surface	1	26.9 26.9	26.9	8.1 8.1	8.1	29.1 29.1	29.1	124.5 124.7	124.6	8.5 8.5	8.5	8.5	3.2 3.2	3.2	3.4	6.9 7.0	7.0	10.0
					Middle	-	- -	-	- -	-	- -	-	- -	-	- -	-		- -	-		- -	-	
					Bottom	2	26.9 26.9	26.9	8.1 8.1	8.1	29.1 29.1	29.1	123.3 123.3	123.3	8.4 8.4	8.4	8.4	3.4 3.6	3.5		13.0 13.0	13.0	
22-Oct-11	Sunny	Moderate	07:17	3	Surface	1	25.8 25.8	25.8	8.2 8.2	8.2	28.1 28.1	28.1	140.6 140.2	140.4	9.8 9.8	9.8	9.8	2.0 2.1	2.1	6.4	6.9 7.0	7.0	13.0
					Middle	-	- -	-	- -	-	- -	-	- -	-	- -	-		- -	-		- -	-	
					Bottom	2	26.1 26.1	26.1	8.0 8.0	8.0	29.9 30.0	30.0	111.3 107.4	109.4	7.6 7.3	7.5	7.5	10.2 10.9	10.6		19.0 19.0	19.0	
25-Oct-11	Sunny	Moderate	10:17	3	Surface	1	26.3 26.3	26.3	8.0 8.0	8.0	29.6 29.6	29.6	74.0 72.1	73.1	5.1 5.0	5.1	5.1	4.3 4.2	4.3	5.0	8.8 8.8	8.8	7.1
					Middle	-	- -	-	- -	-	- -	-	- -	-	- -	-		- -	-		- -	-	
					Bottom	2	26.4 26.4	26.4	7.9 7.8	7.9	29.8 29.8	29.8	72.2 70.7	71.5	5.0 4.9	5.0	5.0	5.7 5.7	5.7		5.4 5.5	5.5	

Remarks: * DA: Depth-Averaged
** Calm: Small or no wave; Moderate: Between calm and rough; Rough : White capped or rougher

Water Quality Monitoring Results at IS7 - Mid-Ebb Tide

Date	Weather Condition	Sea Condition**	Sampling Time	Water Depth (m)	Sampling Depth (m)		Water Temperature (°C)		pH		Salinity ppt		DO Saturation (%)		Dissolved Oxygen (mg/L)			Turbidity(NTU)			Suspended Solids (mg/L)		
							Value	Average	Value	Average	Value	Average	Value	Average	Value	Average	DA*	Value	Average	DA*	Value	Average	DA*
27-Oct-11	Cloudy	Moderate	13:41	3.1	Surface	1	26.1 26.1	26.1	8.2 8.2	8.2	30.7 30.7	30.7	54.0 54.6	54.3	4.1 4.1	4.1	4.1	6.3 6.3	6.3	7.4	9.4 9.5	9.5	9.1
					Middle	-	- -	-	- -	-	- -	-	- -	-	- -	-		- -	-		- -	-	
					Bottom	2	25.9 25.9	25.9	8.2 8.2	8.2	30.6 30.6	30.6	55.6 55.5	55.6	4.2 4.2	4.2	4.2	8.2 8.5	8.4		8.8 8.8	8.8	
29-Oct-11	Sunny	Moderate	07:57	3.3	Surface	1	26.2 26.2	26.2	8.1 8.1	8.1	30.8 30.8	30.8	94.3 93.5	93.9	6.4 6.4	6.4	6.4	10.5 11.0	10.8	11.3	7.5 7.7	7.6	9.3
					Middle	-	- -	-	- -	-	- -	-	- -	-	- -	-		- -	-		- -	-	
					Bottom	2	26.2 26.2	26.2	8.1 8.1	8.1	30.8 30.8	30.8	93.8 93.3	93.6	6.4 6.3	6.4	6.4	11.9 11.5	11.7		11.0 11.0	11.0	
31-Oct-11	Sunny	Moderate	16:53	3.2	Surface	1	26.1 26.1	26.1	8.0 8.0	8.0	30.7 30.7	30.7	94.9 94.7	94.8	6.5 6.5	6.5	6.5	20.1 20.3	20.2	20.0	21.0 21.0	21.0	21.0
					Middle	-	- -	-	- -	-	- -	-	- -	-	- -	-		- -	-		- -	-	
					Bottom	2	26.0 26.0	26.0	8.0 8.0	8.0	30.7 30.7	30.7	94.0 93.9	94.0	6.4 6.4	6.4	6.4	19.8 19.7	19.8		21.0 21.0	21.0	

Remarks: * DA: Depth-Averaged
** Calm: Small or no wave; Moderate: Between calm and rough; Rough : White capped or rougher

Water Quality Monitoring Results at IS7 - Mid-Flood Tide

Date	Weather Condition	Sea Condition**	Sampling Time	Water Depth (m)	Sampling Depth (m)		Water Temperature (°C)		pH		Salinity ppt		DO Saturation (%)		Dissolved Oxygen (mg/L)			Turbidity(NTU)			Suspended Solids (mg/L)		
							Value	Average	Value	Average	Value	Average	Value	Average	Value	Average	DA*	Value	Average	DA*	Value	Average	DA*
6-Oct-11	Fine	Moderate	15:14	2.7	Surface	-	-	-	-	-	-	-	-	-	-	-	6.2	-	-		-	-	
					Middle	1.4	25.9 25.9	25.9	7.9 7.9	7.9	32.1 32.2	32.2	90.6 90.8	90.7	6.1 6.2	6.2		13.9 15.5	14.7	14.7	17.0 17.0	17.0	17.0
					Bottom	-	-	-	-	-	-	-	-	-	-	-	-	-	-		-	-	
8-Oct-11	Sunny	Moderate	16:02	2.6	Surface	-	-	-	-	-	-	-	-	-	-	-	6.3	-	-		-	-	
					Middle	1.3	26.3 26.3	26.3	7.9 7.9	7.9	32.6 32.6	32.6	93.6 93.3	93.5	6.3 6.3	6.3		8.1 7.7	7.9	7.9	13.0 13.0	13.0	13.0
					Bottom	-	-	-	-	-	-	-	-	-	-	-	-	-	-		-	-	
10-Oct-11	Cloudy	Moderate	17:28	2.8	Surface	-	-	-	-	-	-	-	-	-	-	-	6.5	-	-		-	-	
					Middle	1.4	26.6 26.6	26.6	7.9 7.9	7.9	32.3 32.3	32.3	96.4 95.3	95.9	6.5 6.4	6.5		6.5 6.3	6.4	6.4	8.2 8.4	8.3	8.3
					Bottom	-	-	-	-	-	-	-	-	-	-	-	-	-	-		-	-	
12-Oct-11	Rainy	Moderate	17:22	2.6	Surface	-	-	-	-	-	-	-	-	-	-	-	6.6	-	-		-	-	
					Middle	1.4	26.2 26.2	26.2	7.9 7.9	7.9	30.6 30.6	30.6	97.2 97.1	97.2	6.6 6.6	6.6		8.1 7.9	8.0	8.0	12.0 12.0	12.0	12.0
					Bottom	-	-	-	-	-	-	-	-	-	-	-	-	-	-		-	-	
14-Oct-11	Cloudy	Moderate	06:52	2.8	Surface	-	-	-	-	-	-	-	-	-	-	-	6.2	-	-		-	-	
					Middle	1.4	26.3 26.3	26.3	7.9 7.9	7.9	30.7 30.7	30.7	91.4 90.9	91.2	6.2 6.2	6.2		7.8 8.0	7.9	7.9	7.9 7.6	7.8	7.8
					Bottom	-	-	-	-	-	-	-	-	-	-	-	-	-	-		-	-	
16-Oct-11	Sunny	Moderate	09:37	3	Surface	1	26.0 26.0	26.0	7.9 7.9	7.9	29.0 29.0	29.0	62.9 61.3	62.1	4.3 4.2	4.3	4.3	4.8 4.7	4.8	5.0	17.0 17.0	17.0	12.5
					Middle	-	-	-	-	-	-	-	-	-	-	-		-	-		-	-	
					Bottom	2	26.0 26.0	26.0	7.9 7.9	7.9	29.2 29.2	29.2	61.4 60.1	60.8	4.2 4.1	4.2	4.2	5.2 5.2	5.2		8.0 8.1	8.1	
18-Oct-11	Sunny	Moderate	10:18	2.8	Surface	-	-	-	-	-	-	-	-	-	-	-	7.1	-	-		-	-	
					Middle	1.4	26.4 26.4	26.4	7.9 7.9	7.9	29.5 29.5	29.5	104.1 104.5	104.3	7.1 7.1	7.1		5.8 5.8	5.8	5.8	9.2 9.3	9.3	9.3
					Bottom	-	-	-	-	-	-	-	-	-	-	-	-	-	-		-	-	
22-Oct-11	Sunny	Moderate	16:40	3.1	Surface	1	27.0 27.0	27.0	8.4 8.4	8.4	29.0 29.0	29.0	148.0 147.8	147.9	9.4 9.4	9.4	9.4	8.2 8.2	8.2	9.5	17.0 17.0	17.0	17.5
					Middle	-	-	-	-	-	-	-	-	-	-	-		-	-		-	-	
					Bottom	2	26.9 26.9	26.9	8.4 8.4	8.4	29.0 29.0	29.0	146.5 146.2	146.4	9.3 9.3	9.3	9.3	10.6 10.8	10.7		18.0 18.0	18.0	
25-Oct-11	Sunny	Moderate	18:19	2.8	Surface	1	27.2 27.2	27.2	8.2 8.2	8.2	28.6 28.6	28.6	88.5 87.8	88.2	6.0 6.0	6.0	6.0	3.5 3.1	3.3	5.3	11.0 11.0	11.0	10.2
					Middle	-	-	-	-	-	-	-	-	-	-	-		-	-		-	-	
					Bottom	2	26.8 26.8	26.8	8.2 8.2	8.2	29.1 29.1	29.1	71.4 69.9	70.7	4.9 4.8	4.9	4.9	7.1 7.3	7.2		9.3 9.4	9.4	

Remarks: * DA: Depth-Averaged
** Calm: Small or no wave; Moderate: Between calm and rough; Rough : White capped or rougher

Water Quality Monitoring Results at IS7 - Mid-Flood Tide

Date	Weather Condition	Sea Condition**	Sampling Time	Water Depth (m)	Sampling Depth (m)		Water Temperature (°C)		pH		Salinity ppt		DO Saturation (%)		Dissolved Oxygen (mg/L)			Turbidity(NTU)			Suspended Solids (mg/L)		
							Value	Average	Value	Average	Value	Average	Value	Average	Value	Average	DA*	Value	Average	DA*	Value	Average	DA*
27-Oct-11	Cloudy	Moderate	06:09	4.1	Surface	1	25.8 25.8	25.8	8.1 8.1	8.1	30.4 30.4	30.4	72.3 71.3	71.8	5.5 5.4	5.5	5.5	20.6 19.4	20.0	14.0	9.6 9.7	9.7	10.3
					Middle	-	- -	-	- -	-	- -	-	- -	-	- -	-		- -	-		- -	-	
					Bottom	3	25.8 25.8	25.8	8.1 8.1	8.1	30.4 30.4	30.4	65.0 64.1	64.6	5.0 4.9	5.0	5.0	7.9 7.9	7.9		11.0 11.0	11.0	
29-Oct-11	Sunny	Moderate	15:41	4.2	Surface	1	25.8 25.8	25.8	8.1 8.1	8.1	30.8 30.8	30.8	97.5 92.2	94.9	6.7 6.3	6.5	6.5	12.2 12.4	12.3	16.0	7.8 7.6	7.7	12.4
					Middle	-	- -	-	- -	-	- -	-	- -	-	- -	-		- -	-		- -	-	
					Bottom	3	25.5 25.5	25.5	8.1 8.1	8.1	31.0 30.9	31.0	92.3 91.9	92.1	6.3 6.3	6.3	6.3	20.2 19.0	19.6		17.0 17.0	17.0	
31-Oct-11	Sunny	Moderate	09:58	2.8	Surface	-	- -	-	- -	-	- -	-	- -	-	- -	-	7.3	- -	-	19.4	- -	-	34.0
					Middle	1.4	25.5 25.5	25.5	8.0 8.0	8.0	30.8 30.8	30.8	105.6 105.1	105.4	7.3 7.2	7.3		18.9 19.9	19.4		34.0 34.0	34.0	
					Bottom	-	- -	-	- -	-	- -	-	- -	-	- -	-	-	- -	-		- -	-	

Remarks: * DA: Depth-Averaged
** Calm: Small or no wave; Moderate: Between calm and rough; Rough : White capped or rougher

Water Quality Monitoring Results at IS8 - Mid-Ebb Tide

Date	Weather Condition	Sea Condition**	Sampling Time	Water Depth (m)	Sampling Depth (m)		Water Temperature (°C)		pH		Salinity ppt		DO Saturation (%)		Dissolved Oxygen (mg/L)			Turbidity(NTU)			Suspended Solids (mg/L)		
							Value	Average	Value	Average	Value	Average	Value	Average	Value	Average	DA*	Value	Average	DA*	Value	Average	DA*
6-Oct-11	Fine	Moderate	07:20	4.1	Surface	1	25.5 25.6	25.6	7.6 7.6	7.6	26.3 26.3	26.3	81.0 81.0	81.0	6.2 6.2	6.2	6.2	7.4 6.3	6.9	9.9	5.3 5.2	5.3	11.1
					Middle	-	- -	-	- -	-	- -	-	- -	-	- -	-		- -	-		- -	-	
					Bottom	3	25.5 25.5	25.5	7.6 7.6	7.6	26.3 26.3	26.3	80.6 80.6	80.6	6.2 6.2	6.2	6.2	12.5 13.3	12.9		17.0 17.0	17.0	
8-Oct-11	Sunny	Moderate	09:15	5	Surface	1	26.2 26.2	26.2	8.0 8.0	8.0	32.8 32.8	32.8	86.2 85.8	86.0	6.5 6.5	6.5	6.5	8.5 8.8	8.7	10.0	25.0 26.0	25.5	25.5
					Middle	-	- -	-	- -	-	- -	-	- -	-	- -	-		- -	-		- -	-	
					Bottom	4	26.1 26.1	26.1	7.9 8.0	8.0	32.8 32.8	32.8	82.9 82.6	82.8	6.3 6.3	6.3	6.3	11.2 11.4	11.3		25.0 26.0	25.5	
10-Oct-11	Cloudy	Moderate	10:36	5	Surface	1	26.5 26.5	26.5	8.0 8.0	8.0	32.6 32.7	32.7	102.6 102.1	102.4	6.9 6.9	6.9	6.9	4.4 4.1	4.3	5.0	6.3 6.5	6.4	7.8
					Middle	-	- -	-	- -	-	- -	-	- -	-	- -	-		- -	-		- -	-	
					Bottom	4	26.5 26.5	26.5	7.9 7.9	7.9	32.7 32.7	32.7	101.1 100.6	100.9	6.8 6.8	6.8	6.8	5.7 5.4	5.6		9.3 9.1	9.2	
12-Oct-11	Rainy	Moderate	11:45	4	Surface	1	26.1 26.2	26.2	8.0 8.0	8.0	29.6 29.8	29.7	96.9 96.9	96.9	6.6 6.6	6.6	6.6	4.0 4.1	4.1	4.0	5.5 5.4	5.5	5.5
					Middle	-	- -	-	- -	-	- -	-	- -	-	- -	-		- -	-		- -	-	
					Bottom	3	26.2 26.2	26.2	8.0 8.0	8.0	31.2 31.2	31.2	95.5 95.5	95.5	6.5 6.5	6.5	6.5	3.9 3.9	3.9		5.5 5.6	5.6	
14-Oct-11	Cloudy	Moderate	14:39	4.3	Surface	1	27.0 27.0	27.0	8.0 8.0	8.0	29.7 29.7	29.7	86.9 84.4	85.7	5.9 5.7	5.8	5.8	6.0 6.5	6.3	11.5	7.2 7.4	7.3	9.7
					Middle	-	- -	-	- -	-	- -	-	- -	-	- -	-		- -	-		- -	-	
					Bottom	3	26.4 26.5	26.5	8.0 8.0	8.0	30.9 30.8	30.9	84.3 84.1	84.2	5.7 5.7	5.7	5.7	16.0 17.2	16.6		12.0 12.0	12.0	
16-Oct-11	Sunny	Moderate	15:23	4.1	Surface	1	26.9 26.9	26.9	8.0 8.0	8.0	31.1 31.1	31.1	71.8 70.6	71.2	4.9 4.8	4.9	4.9	4.5 5.2	4.9	8.3	9.3 9.0	9.2	8.2
					Middle	-	- -	-	- -	-	- -	-	- -	-	- -	-		- -	-		- -	-	
					Bottom	3	26.4 26.4	26.4	8.0 7.9	8.0	31.8 31.7	31.8	62.6 65.4	64.0	4.3 4.5	4.4	4.4	11.6 11.6	11.6		7.2 7.4	7.3	
18-Oct-11	Sunny	Moderate	16:04	5	Surface	1	26.5 26.5	26.5	8.0 8.0	8.0	29.9 29.9	29.9	88.6 88.6	88.6	6.7 6.7	6.7	6.7	8.8 8.7	8.8	10.9	7.8 7.9	7.9	9.9
					Middle	-	- -	-	- -	-	- -	-	- -	-	- -	-		- -	-		- -	-	
					Bottom	4	26.3 26.3	26.3	7.9 7.9	7.9	30.4 30.4	30.4	80.5 80.5	80.5	6.1 6.1	6.1	6.1	12.9 12.8	12.9		12.0 12.0	12.0	
22-Oct-11	Sunny	Moderate	07:16	4.2	Surface	1	26.2 26.2	26.2	8.3 8.3	8.3	28.3 28.3	28.3	124.9 124.4	124.7	8.6 8.6	8.6	8.6	2.7 3.2	3.0	5.2	9.7 9.9	9.8	12.4
					Middle	-	- -	-	- -	-	- -	-	- -	-	- -	-		- -	-		- -	-	
					Bottom	3	26.3 26.3	26.3	8.3 8.3	8.3	29.3 29.5	29.4	124.4 121.3	122.9	8.5 8.3	8.4	8.4	7.3 7.4	7.4		15.0 15.0	15.0	
25-Oct-11	Sunny	Moderate	10:10	4	Surface	1	26.3 26.3	26.3	8.3 8.3	8.3	28.6 28.6	28.6	92.3 91.8	92.1	6.2 6.2	6.2	6.2	4.8 4.5	4.7	5.4	6.1 6.0	6.1	6.1
					Middle	-	- -	-	- -	-	- -	-	- -	-	- -	-		- -	-		- -	-	
					Bottom	3	26.3 26.3	26.3	8.2 8.2	8.2	28.7 28.7	28.7	90.9 90.5	90.7	6.1 6.1	6.1	6.1	6.1 5.8	6.0		6.0 6.2	6.1	

Remarks: * DA: Depth-Averaged
** Calm: Small or no wave; Moderate: Between calm and rough; Rough : White capped or rougher

Water Quality Monitoring Results at IS8 - Mid-Ebb Tide

Date	Weather Condition	Sea Condition**	Sampling Time	Water Depth (m)	Sampling Depth (m)		Water Temperature (°C)		pH		Salinity ppt		DO Saturation (%)		Dissolved Oxygen (mg/L)			Turbidity(NTU)			Suspended Solids (mg/L)		
							Value	Average	Value	Average	Value	Average	Value	Average	Value	Average	DA*	Value	Average	DA*	Value	Average	DA*
27-Oct-11	Cloudy	Moderate	14:47	4.3	Surface	1	26.2 26.2	26.2	8.1 8.1	8.1	30.8 30.8	30.8	102.8 102.9	102.9	7.0 7.0	7.0	7.0	6.4 6.5	6.5	11.2	7.1 7.1	7.1	9.6
					Middle	-	- -	-	- -	-	- -	-	- -	-	- -	-		- -	-		- -	-	
					Bottom	3	25.8 25.8	25.8	8.1 8.1	8.1	31.0 31.0	31.0	99.8 99.4	99.6	6.8 6.8	6.8	6.8	15.2 16.6	15.9		12.0 12.0	12.0	
29-Oct-11	Sunny	Moderate	15:45	4.2	Surface	1	26.1 26.1	26.1	8.1 8.1	8.1	30.2 30.2	30.2	91.7 91.7	91.7	6.2 6.2	6.2	6.2	12.4 12.8	12.6	12.2	17.0 17.0	17.0	17.8
					Middle	-	- -	-	- -	-	- -	-	- -	-	- -	-		- -	-		- -	-	
					Bottom	3	26.1 26.1	26.1	8.1 8.1	8.1	30.2 29.0	29.6	91.7 92.2	92.0	6.2 6.3	6.3	6.3	11.4 11.9	11.7		19.0 18.0	18.5	
31-Oct-11	Sunny	Moderate	17:12	4.1	Surface	1	26.0 26.0	26.0	8.1 8.1	8.1	29.6 29.5	29.6	81.8 81.5	81.7	5.6 5.6	5.6	5.6	7.3 7.2	7.3	7.5	9.9 9.8	9.9	11.4
					Middle	-	- -	-	- -	-	- -	-	- -	-	- -	-		- -	-		- -	-	
					Bottom	3	25.9 25.9	25.9	8.1 8.1	8.1	30.0 30.0	30.0	75.9 76.0	76.0	5.2 5.2	5.2	5.2	7.5 7.6	7.6		13.0 13.0	13.0	

Remarks: * DA: Depth-Averaged
** Calm: Small or no wave; Moderate: Between calm and rough; Rough : White capped or rougher

Water Quality Monitoring Results at IS8 - Mid-Flood Tide

Date	Weather Condition	Sea Condition**	Sampling Time	Water Depth (m)	Sampling Depth (m)		Water Temperature (°C)		pH		Salinity ppt		DO Saturation (%)		Dissolved Oxygen (mg/L)			Turbidity(NTU)			Suspended Solids (mg/L)		
							Value	Average	Value	Average	Value	Average	Value	Average	Value	Average	DA*	Value	Average	DA*	Value	Average	DA*
6-Oct-11	Fine	Moderate	18:00	5	Surface	1	26.2 26.2	26.2	7.7 7.7	7.7	25.9 25.9	25.9	80.3 80.2	80.3	6.1 6.1	6.1	6.1	12.1 12.7	12.4	16.5	16.0 16.0	16.0	15.5
					Middle	-	- -	-	- -	-	- -	-	- -	-	- -	-		- -	-		- -	-	
					Bottom	4	26.2 26.2	26.2	7.7 7.7	7.7	25.8 25.8	25.8	82.2 81.9	82.1	6.2 6.2	6.2	6.2	20.6 20.4	20.5		15.0 15.0	15.0	
8-Oct-11	Sunny	Moderate	18:41	4	Surface	1	26.4 26.4	26.4	8.0 8.0	8.0	32.8 32.8	32.8	86.5 86.2	86.4	6.5 6.5	6.5	6.5	10.2 10.1	10.2	24.5	15.0 15.0	15.0	31.3
					Middle	-	- -	-	- -	-	- -	-	- -	-	- -	-		- -	-		- -	-	
					Bottom	3	26.4 26.4	26.4	8.0 8.0	8.0	32.9 32.9	32.9	85.4 85.3	85.4	6.4 6.4	6.4	6.4	37.5 40.1	38.8		48.0 47.0	47.5	
10-Oct-11	Cloudy	Moderate	19:35	5	Surface	1	26.5 26.5	26.5	8.0 8.0	8.0	32.3 32.3	32.3	102.8 102.3	102.6	6.9 6.9	6.9	6.9	4.9 4.9	4.9	5.4	5.7 5.6	5.7	5.8
					Middle	-	- -	-	- -	-	- -	-	- -	-	- -	-		- -	-		- -	-	
					Bottom	4	26.5 26.5	26.5	8.0 8.0	8.0	32.3 32.3	32.3	102.2 102.0	102.1	6.9 6.9	6.9	6.9	6.1 5.5	5.8		5.8 5.9	5.9	
12-Oct-11	Rainy	Moderate	19:47	4	Surface	1	26.3 26.3	26.3	8.0 8.0	8.0	31.4 29.9	30.7	91.2 90.9	91.1	6.2 6.2	6.2	6.2	7.5 7.3	7.4	8.9	14.0 14.0	14.0	10.9
					Middle	-	- -	-	- -	-	- -	-	- -	-	- -	-		- -	-		- -	-	
					Bottom	3	26.3 26.3	26.3	8.0 8.0	8.0	31.6 31.6	31.6	89.3 89.2	89.3	6.0 6.0	6.0	6.0	10.4 10.4	10.4		7.8 7.7	7.8	
14-Oct-11	Cloudy	Moderate	06:57	4.2	Surface	1	26.5 26.5	26.5	7.9 7.9	7.9	29.1 29.2	29.2	80.6 79.4	80.0	5.5 5.4	5.5	5.5	6.5 6.4	6.5	13.8	4.7 4.6	4.7	7.3
					Middle	-	- -	-	- -	-	- -	-	- -	-	- -	-		- -	-		- -	-	
					Bottom	3	26.4 26.4	26.4	7.9 7.9	7.9	30.1 30.2	30.2	79.0 78.6	78.8	5.4 5.3	5.4	5.4	22.7 19.3	21.0		9.9 9.8	9.9	
16-Oct-11	Sunny	Moderate	08:43	4.1	Surface	1	26.1 26.2	26.2	8.0 8.0	8.0	30.3 30.4	30.4	82.3 80.6	81.5	5.7 5.5	5.6	5.6	8.7 8.2	8.5	11.1	21.0 21.0	21.0	20.5
					Middle	-	- -	-	- -	-	- -	-	- -	-	- -	-		- -	-		- -	-	
					Bottom	3	26.2 26.2	26.2	8.0 8.0	8.0	30.6 30.6	30.6	80.4 79.7	80.1	5.5 5.5	5.5	5.5	12.8 14.4	13.6		20.0 20.0	20.0	
18-Oct-11	Sunny	Moderate	10:08	4.7	Surface	1	26.1 26.1	26.1	7.8 7.8	7.8	29.0 29.0	29.0	84.6 84.7	84.7	6.5 6.5	6.5	6.5	4.5 4.6	4.6	15.9	10.0 10.0	10.0	8.7
					Middle	-	- -	-	- -	-	- -	-	- -	-	- -	-		- -	-		- -	-	
					Bottom	4	26.2 26.2	26.2	7.8 7.8	7.8	29.6 29.6	29.6	81.8 81.5	81.7	6.2 6.2	6.2	6.2	28.5 25.8	27.2		7.4 7.5	7.5	
22-Oct-11	Sunny	Moderate	17:00	4.2	Surface	1	26.2 26.2	26.2	8.6 8.6	8.6	28.3 28.3	28.3	112.4 111.9	112.2	7.7 7.7	7.7	7.7	2.4 2.2	2.3	4.5	11.0 11.0	11.0	13.5
					Middle	-	- -	-	- -	-	- -	-	- -	-	- -	-		- -	-		- -	-	
					Bottom	3	26.3 26.3	26.3	8.6 8.6	8.6	29.3 29.5	29.4	111.9 109.1	110.5	7.7 7.5	7.6	7.6	6.8 6.5	6.7		16.0 16.0	16.0	
25-Oct-11	Sunny	Moderate	19:05	4.1	Surface	1	26.3 26.3	26.3	8.3 8.3	8.3	28.3 28.3	28.3	92.5 92.0	92.3	6.2 6.2	6.2	6.2	5.3 5.3	5.3	5.8	7.7 7.9	7.8	7.5
					Middle	-	- -	-	- -	-	- -	-	- -	-	- -	-		- -	-		- -	-	
					Bottom	3	26.3 26.3	26.3	8.3 8.3	8.3	28.3 28.3	28.3	91.9 91.8	91.9	6.2 6.2	6.2	6.2	6.5 5.9	6.2		7.2 7.3	7.3	

Remarks: * DA: Depth-Averaged
** Calm: Small or no wave; Moderate: Between calm and rough; Rough : White capped or rougher

Water Quality Monitoring Results at IS8 - Mid-Flood Tide

Date	Weather Condition	Sea Condition**	Sampling Time	Water Depth (m)	Sampling Depth (m)		Water Temperature (°C)		pH		Salinity ppt		DO Saturation (%)		Dissolved Oxygen (mg/L)			Turbidity(NTU)			Suspended Solids (mg/L)		
							Value	Average	Value	Average	Value	Average	Value	Average	Value	Average	DA*	Value	Average	DA*	Value	Average	DA*
27-Oct-11	Cloudy	Moderate	05:50	4	Surface	1	25.8 25.8	25.8	8.0 8.1	8.1	31.0 31.0	31.0	100.2 100.0	100.1	6.9 6.8	6.9	6.9	8.8 8.9	8.9	10.7	13.0 13.0	13.0	12.0
					Middle	-	- -	-	- -	-	- -	-	- -	-	- -	-		- -	-		- -	-	
					Bottom	3	25.8 25.8	25.8	8.1 8.1	8.1	31.0 31.0	31.0	100.1 99.9	100.0	6.8 6.8	6.8	6.8	12.3 12.5	12.4		11.0 11.0	11.0	
29-Oct-11	Sunny	Moderate	07:48	4	Surface	1	25.9 25.9	25.9	8.1 8.1	8.1	29.8 29.8	29.8	84.1 84.5	84.3	5.7 5.8	5.8	5.8	7.7 7.5	7.6	10.0	13.0 13.0	13.0	10.8
					Middle	-	- -	-	- -	-	- -	-	- -	-	- -	-		- -	-		- -	-	
					Bottom	3	25.8 25.8	25.8	8.1 8.1	8.1	29.7 29.7	29.7	81.0 80.8	80.9	5.5 5.5	5.5	5.5	12.5 12.3	12.4		8.7 8.5	8.6	
31-Oct-11	Sunny	Moderate	10:30	4	Surface	1	25.6 25.6	25.6	8.1 8.1	8.1	30.1 30.1	30.1	97.3 95.2	96.3	6.7 6.5	6.6	6.6	14.1 13.6	13.9	16.0	15.0 15.0	15.0	18.3
					Middle	-	- -	-	- -	-	- -	-	- -	-	- -	-		- -	-		- -	-	
					Bottom	3	25.6 25.6	25.6	8.1 8.1	8.1	30.1 30.1	30.1	98.3 95.8	97.1	6.8 6.6	6.7	6.7	19.7 16.4	18.1		21.0 22.0	21.5	

Remarks: * DA: Depth-Averaged
** Calm: Small or no wave; Moderate: Between calm and rough; Rough : White capped or rougher

Water Quality Monitoring Results at IS(Mf)9 - Mid-Ebb Tide

Date	Weather Condition	Sea Condition**	Sampling Time	Water Depth (m)	Sampling Depth (m)		Water Temperature (°C)		pH		Salinity ppt		DO Saturation (%)		Dissolved Oxygen (mg/L)			Turbidity(NTU)			Suspended Solids (mg/L)		
							Value	Average	Value	Average	Value	Average	Value	Average	Value	Average	DA*	Value	Average	DA*	Value	Average	DA*
6-Oct-11	Fine	Moderate	06:41	3.3	Surface	1	25.7 25.7	25.7	7.8 7.8	7.8	32.0 32.0	32.0	88.3 87.5	87.9	6.0 6.0	6.0	6.0	7.4 7.3	7.4	7.7	18.0 18.0	18.0	15.0
					Middle	-	- -	-	- -	-	- -	-	- -	-	- -	-		- -	-		- -	-	
					Bottom	2	25.7 25.7	25.7	7.9 7.9	7.9	32.1 32.1	32.1	86.8 86.7	86.8	5.9 5.9	5.9	5.9	7.9 7.8	7.9		12.0 12.0	12.0	
8-Oct-11	Sunny	Moderate	08:54	3.8	Surface	1	26.0 26.0	26.0	7.9 7.9	7.9	32.1 32.1	32.1	87.6 87.5	87.6	5.9 5.9	5.9	5.9	5.8 5.7	5.8	6.0	5.6 5.7	5.7	6.7
					Middle	-	- -	-	- -	-	- -	-	- -	-	- -	-		- -	-		- -	-	
					Bottom	3	26.0 26.0	26.0	7.9 7.9	7.9	32.1 32.1	32.1	87.1 87.0	87.1	5.9 5.9	5.9	5.9	6.3 6.1	6.2		7.7 7.8	7.8	
10-Oct-11	Cloudy	Moderate	10:13	4	Surface	1	26.4 26.4	26.4	7.9 7.9	7.9	32.0 32.0	32.0	93.4 93.0	93.2	6.3 6.3	6.3	6.3	4.4 4.2	4.3	4.5	6.2 6.0	6.1	20.1
					Middle	-	- -	-	- -	-	- -	-	- -	-	- -	-		- -	-		- -	-	
					Bottom	3	26.4 26.4	26.4	7.9 7.9	7.9	32.0 32.0	32.0	92.7 92.6	92.7	6.2 6.2	6.2	6.2	4.7 4.6	4.7		34.0 34.0	34.0	
12-Oct-11	Rainy	Moderate	11:25	3.7	Surface	1	26.2 26.2	26.2	7.9 7.9	7.9	31.2 31.2	31.2	96.1 95.6	95.9	6.5 6.5	6.5	6.5	6.2 6.3	6.3	6.5	7.9 7.8	7.9	7.8
					Middle	-	- -	-	- -	-	- -	-	- -	-	- -	-		- -	-		- -	-	
					Bottom	3	26.2 26.2	26.2	7.9 7.9	7.9	31.2 31.2	31.2	95.6 95.4	95.5	6.5 6.5	6.5	6.5	6.9 6.2	6.6		7.8 7.7	7.8	
14-Oct-11	Cloudy	Moderate	14:51	3.2	Surface	1	26.8 26.8	26.8	7.9 7.9	7.9	30.0 30.0	30.0	95.0 94.2	94.6	6.4 6.4	6.4	6.4	5.8 5.5	5.7	6.8	17.0 18.0	17.5	12.1
					Middle	-	- -	-	- -	-	- -	-	- -	-	- -	-		- -	-		- -	-	
					Bottom	2	26.5 26.4	26.5	7.9 7.9	7.9	30.5 30.6	30.6	91.0 90.3	90.7	6.2 6.1	6.2	6.2	7.4 8.4	7.9		6.8 6.6	6.7	
16-Oct-11	Sunny	Moderate	16:25	3.9	Surface	1	26.7 26.7	26.7	7.9 7.9	7.9	29.3 29.3	29.3	73.5 72.6	73.1	5.0 4.9	5.0	5.0	5.5 5.5	5.5	6.7	5.4 5.6	5.5	5.9
					Middle	-	- -	-	- -	-	- -	-	- -	-	- -	-		- -	-		- -	-	
					Bottom	3	26.4 26.4	26.4	7.9 7.9	7.9	29.6 29.6	29.6	73.8 73.4	73.6	5.0 5.0	5.0	5.0	7.8 7.8	7.8		6.3 6.1	6.2	
18-Oct-11	Sunny	Moderate	16:57	3.6	Surface	1	26.7 26.6	26.7	8.1 8.1	8.1	29.3 29.4	29.4	120.4 120.9	120.7	8.2 8.2	8.2	8.2	4.7 4.7	4.7	6.0	8.2 8.4	8.3	8.1
					Middle	-	- -	-	- -	-	- -	-	- -	-	- -	-		- -	-		- -	-	
					Bottom	3	26.6 26.6	26.6	8.0 8.0	8.0	29.6 29.6	29.6	118.8 118.8	118.8	8.1 8.1	8.1	8.1	7.3 7.3	7.3		7.8 7.9	7.9	
22-Oct-11	Sunny	Moderate	07:04	3.7	Surface	1	25.7 25.8	25.8	8.1 8.1	8.1	28.5 28.5	28.5	138.2 137.2	137.7	9.6 9.5	9.6	9.6	2.3 2.3	2.3	2.7	6.2 6.1	6.2	5.5
					Middle	-	- -	-	- -	-	- -	-	- -	-	- -	-		- -	-		- -	-	
					Bottom	3	26.0 26.0	26.0	8.2 8.2	8.2	28.6 28.6	28.6	148.8 147.2	148.0	10.3 10.2	10.3	10.3	2.9 3.0	3.0		4.8 4.9	4.9	
25-Oct-11	Sunny	Moderate	10:02	3.2	Surface	1	26.5 26.5	26.5	8.0 8.0	8.0	30.2 30.1	30.2	61.6 60.0	60.8	4.2 4.1	4.2	4.2	5.2 5.2	5.2	8.2	7.3 7.3	7.3	8.4
					Middle	-	- -	-	- -	-	- -	-	- -	-	- -	-		- -	-		- -	-	
					Bottom	2	26.7 26.7	26.7	8.0 8.0	8.0	30.8 30.8	30.8	57.6 56.6	57.1	3.9 3.9	3.9	3.9	11.8 10.5	11.2		9.4 9.5	9.5	

Remarks: * DA: Depth-Averaged
** Calm: Small or no wave; Moderate: Between calm and rough; Rough : White capped or rougher

Water Quality Monitoring Results at IS(Mf)9 - Mid-Ebb Tide

Date	Weather Condition	Sea Condition**	Sampling Time	Water Depth (m)	Sampling Depth (m)		Water Temperature (°C)		pH		Salinity ppt		DO Saturation (%)		Dissolved Oxygen (mg/L)			Turbidity(NTU)			Suspended Solids (mg/L)		
							Value	Average	Value	Average	Value	Average	Value	Average	Value	Average	DA*	Value	Average	DA*	Value	Average	DA*
27-Oct-11	Cloudy	Moderate	13:49	4.2	Surface	1	26.1 26.1	26.1	8.2 8.2	8.2	31.1 31.1	31.1	101.7 101.9	101.8	7.7 7.7	7.7	7.7	5.9 5.9	5.9	17.0	14.0 14.0	14.0	13.5
					Middle	-	- -	-	- -	-	- -	-	- -	-	- -	-		- -	-		- -	-	
					Bottom	3	25.9 25.9	25.9	8.2 8.2	8.2	31.1 31.1	31.1	99.7 98.9	99.3	7.6 7.5	7.6	7.6	25.2 30.7	28.0		13.0 13.0	13.0	
29-Oct-11	Sunny	Moderate	07:42	4.1	Surface	1	25.9 25.9	25.9	8.1 8.1	8.1	29.8 29.8	29.8	91.2 89.3	90.3	6.3 6.1	6.2	6.2	12.9 15.3	14.1	15.8	16.0 15.0	15.5	12.7
					Middle	-	- -	-	- -	-	- -	-	- -	-	- -	-		- -	-		- -	-	
					Bottom	3	25.8 25.9	25.9	8.1 8.1	8.1	31.0 30.9	31.0	89.9 89.5	89.7	6.1 6.1	6.1	6.1	18.2 16.7	17.5		9.9 9.7	9.8	
31-Oct-11	Sunny	Moderate	17:03	3.4	Surface	1	26.0 26.0	26.0	8.1 8.1	8.1	31.0 31.0	31.0	106.2 106.4	106.3	7.2 7.3	7.3	7.3	11.1 10.4	10.8	11.2	15.0 15.0	15.0	15.0
					Middle	-	- -	-	- -	-	- -	-	- -	-	- -	-		- -	-		- -	-	
					Bottom	2	26.0 26.0	26.0	8.1 8.1	8.1	31.0 31.0	31.0	105.9 105.8	105.9	7.2 7.2	7.2	7.2	12.1 11.0	11.6		15.0 15.0	15.0	

Remarks: * DA: Depth-Averaged
** Calm: Small or no wave; Moderate: Between calm and rough; Rough : White capped or rougher

Water Quality Monitoring Results at IS(Mf)9 - Mid-Flood Tide

Date	Weather Condition	Sea Condition**	Sampling Time	Water Depth (m)	Sampling Depth (m)		Water Temperature (°C)		pH		Salinity ppt		DO Saturation (%)		Dissolved Oxygen (mg/L)			Turbidity(NTU)			Suspended Solids (mg/L)		
							Value	Average	Value	Average	Value	Average	Value	Average	Value	Average	DA*	Value	Average	DA*	Value	Average	DA*
6-Oct-11	Fine	Moderate	15:02	2.8	Surface	-	-	-	-	-	-	-	-	-	-	-	6.3	-	-	8.3	-	-	21.0
					Middle	1.4	26.0	26.0	7.9	7.9	32.4	32.4	92.2	92.4	6.2	6.3		7.6	8.3		21.0	21.0	
							26.0		7.9		32.3		92.6		6.3			8.9			21.0		
					Bottom	-	-	-	-	-	-	-	-	-	-	-	-	-	-		-	-	
8-Oct-11	Sunny	Moderate	15:51	2.8	Surface	-	-	-	-	-	-	-	-	-	-	-	6.0	-	-	20.7	-	-	17.0
					Middle	1.4	26.4	26.4	7.9	7.9	32.6	32.6	89.9	89.8	6.0	6.0		21.0	20.7		17.0	17.0	
							26.4		7.9		32.6		89.6		6.0			20.3			17.0		
					Bottom	-	-	-	-	-	-	-	-	-	-	-	-	-	-		-	-	
10-Oct-11	Cloudy	Moderate	17:10	3	Surface	1	26.5	26.6	7.9	7.9	31.4	31.4	95.1	94.8	6.4	6.4	6.4	4.4	4.7	5.6	7.6	7.6	9.8
							26.6		7.9		31.3		94.5		6.4			4.9			7.5		
					Middle	-	-	-	-	-	-	-	-	-	-	-		-	-		-	-	
							-		-		-		-		-			-			-		
					Bottom	2	26.6	26.6	7.9	7.9	31.6	31.7	94.3	94.1	6.3	6.3	6.3	6.4	6.5		12.0	12.0	
							26.6		7.9		31.7		93.9		6.3			6.6			12.0		
12-Oct-11	Rainy	Moderate	17:10	3	Surface	1	26.2	26.2	7.9	7.9	31.4	31.4	93.6	93.7	6.3	6.3	6.3	6.4	6.5	6.9	7.4	7.4	9.2
							26.2		7.9		31.4		93.7		6.3			6.5			7.4		
					Middle	-	-	-	-	-	-	-	-	-	-	-		-	-		-	-	
							-		-		-		-		-			-			-		
					Bottom	2	26.2	26.2	7.9	7.9	31.4	31.4	93.0	93.3	6.3	6.3	6.3	7.4	7.2		11.0	11.0	
							26.2		7.9		31.4		93.6		6.3			7.0			11.0		
14-Oct-11	Cloudy	Moderate	06:40	3	Surface	1	26.4	26.4	7.9	7.9	30.5	30.6	92.4	91.8	6.3	6.3	6.3	6.9	7.6	8.5	9.2	9.3	14.1
							26.4		7.9		30.7		91.1		6.2			8.2			9.3		
					Middle	-	-	-	-	-	-	-	-	-	-	-		-	-		-	-	
							-		-		-		-		-			-			-		
					Bottom	2	26.4	26.4	7.9	7.9	30.7	30.7	90.7	90.8	6.2	6.2	6.2	8.9	9.4		19.0	19.0	
							26.4		7.9		30.7		90.8		6.2			9.8			19.0		
16-Oct-11	Sunny	Moderate	09:23	4.1	Surface	1	26.2	26.2	7.9	7.9	29.7	29.7	52.4	51.7	3.6	3.6	3.6	8.3	7.7	10.7	13.0	13.0	17.0
							26.1		7.9		29.6		51.0		3.5			7.1			13.0		
					Middle	-	-	-	-	-	-	-	-	-	-	-		-	-		-	-	
							-		-		-		-		-			-			-		
					Bottom	3	26.4	26.4	7.9	7.9	30.2	30.2	49.0	48.6	3.3	3.3	3.3	14.3	13.7		21.0	21.0	
							26.4		7.9		30.2		48.1		3.3			13.0			21.0		
18-Oct-11	Sunny	Moderate	10:06	3.2	Surface	1	26.1	26.1	7.9	7.9	29.0	29.0	99.6	99.7	6.9	6.9	6.9	3.6	3.6	5.4	6.4	6.3	7.3
							26.1		7.9		29.0		99.7		6.9			3.6			6.1		
					Middle	-	-	-	-	-	-	-	-	-	-	-		-	-		-	-	
							-		-		-		-		-			-			-		
					Bottom	2	26.2	26.2	7.9	7.9	29.6	29.6	96.3	96.3	6.6	6.6	6.6	7.1	7.2		8.3	8.3	
							26.2		7.9		29.6		96.2		6.6			7.2			8.2		
22-Oct-11	Sunny	Moderate	16:52	3.2	Surface	1	26.7	26.7	8.4	8.4	29.0	29.0	138.9	138.8	8.9	8.9	8.9	5.2	5.2	8.4	12.0	12.0	11.0
							26.7		8.4		29.0		138.7		8.8			5.1			12.0		
					Middle	-	-	-	-	-	-	-	-	-	-	-		-	-		-	-	
							-		-		-		-		-			-			-		
					Bottom	2	26.6	26.6	8.3	8.3	29.2	29.2	172.2	172.2	11.7	11.7	11.7	11.6	11.5		10.0	10.0	
							26.6		8.3		29.2		172.1		11.7			11.4			10.0		
25-Oct-11	Sunny	Moderate	18:33	4.3	Surface	1	27.1	27.1	8.2	8.2	28.6	28.6	91.9	91.4	6.3	6.3	6.3	2.2	2.2	3.4	21.0	21.0	21.5
							27.1		8.2		28.6		90.8		6.2			2.2			21.0		
					Middle	-	-	-	-	-	-	-	-	-	-	-		-	-		-	-	
							-		-		-		-		-			-			-		
					Bottom	3	26.8	26.8	8.1	8.2	28.9	28.9	92.3	92.1	6.3	6.3	6.3	4.5	4.5		22.0	22.0	
							26.8		8.2		28.9		91.8		6.3			4.5			22.0		

Remarks: * DA: Depth-Averaged
** Calm: Small or no wave; Moderate: Between calm and rough; Rough : White capped or rougher

Water Quality Monitoring Results at IS(Mf)9 - Mid-Flood Tide

Date	Weather Condition	Sea Condition**	Sampling Time	Water Depth (m)	Sampling Depth (m)		Water Temperature (°C)		pH		Salinity ppt		DO Saturation (%)		Dissolved Oxygen (mg/L)			Turbidity(NTU)			Suspended Solids (mg/L)		
							Value	Average	Value	Average	Value	Average	Value	Average	Value	Average	DA*	Value	Average	DA*	Value	Average	DA*
27-Oct-11	Cloudy	Moderate	06:03	4.2	Surface	1	25.8 25.8	25.8	8.0 8.0	8.0	30.4 30.4	30.4	85.2 86.4	85.8	6.5 6.6	6.6	6.6	7.5 7.3	7.4	7.8	5.6 5.6	5.6	7.4
					Middle	-	- -	-	- -	-	- -	-	- -	-	- -	-		- -	-		- -	-	
					Bottom	3	25.8 25.8	25.8	8.0 8.0	8.0	30.4 30.4	30.4	82.4 81.7	82.1	6.3 6.2	6.3	6.3	8.1 8.1	8.1		9.1 9.1	9.1	
29-Oct-11	Sunny	Moderate	15:55	4.1	Surface	1	25.7 25.7	25.7	8.1 8.1	8.1	30.5 30.5	30.5	100.3 93.1	96.7	6.9 6.4	6.7	6.7	18.8 18.7	18.8	22.6	17.0 17.0	17.0	14.5
					Middle	-	- -	-	- -	-	- -	-	- -	-	- -	-		- -	-		- -	-	
					Bottom	3	25.7 25.7	25.7	8.1 8.1	8.1	30.6 30.6	30.6	98.9 91.6	95.3	6.8 6.3	6.6	6.6	25.7 26.9	26.3		12.0 12.0	12.0	
31-Oct-11	Sunny	Moderate	09:47	3.2	Surface	1	25.5 25.5	25.5	7.9 8.0	8.0	30.9 30.9	30.9	106.1 104.2	105.2	7.3 7.2	7.3	7.3	14.3 14.1	14.2	14.6	30.0 30.0	30.0	26.0
					Middle	-	- -	-	- -	-	- -	-	- -	-	- -	-		- -	-		- -	-	
					Bottom	2	25.5 25.5	25.5	8.0 8.0	8.0	30.9 30.9	30.9	104.2 103.6	103.9	7.2 7.1	7.2	7.2	15.2 14.8	15.0		22.0 22.0	22.0	

Remarks: * DA: Depth-Averaged
** Calm: Small or no wave; Moderate: Between calm and rough; Rough : White capped or rougher

Water Quality Monitoring Results at IS10 - Mid-Ebb Tide

Date	Weather Condition	Sea Condition**	Sampling Time	Water Depth (m)	Sampling Depth (m)		Water Temperature (°C)		pH		Salinity ppt		DO Saturation (%)		Dissolved Oxygen (mg/L)			Turbidity(NTU)			Suspended Solids (mg/L)		
							Value	Average	Value	Average	Value	Average	Value	Average	Value	Average	DA*	Value	Average	DA*	Value	Average	DA*
6-Oct-11	Fine	Moderate	09:10	11	Surface	1	25.8 25.8	25.8	7.8 7.8	7.8	26.4 26.4	26.4	87.8 87.1	87.5	6.7 6.6	6.7	6.7	7.3 7.9	7.6	9.5	11.0 10.0	10.5	10.5
					Middle	5.5	25.8 25.8	25.8	7.8 7.8	7.8	26.5 26.5	26.5	86.5 86.3	86.4	6.6 6.6	6.6		8.1 7.9	8.0		6.1 6.0	6.1	
					Bottom	10	25.8 25.8	25.8	7.8 7.8	7.8	26.7 26.6	26.7	86.0 86.0	86.0	6.6 6.6	6.6	6.6	13.5 12.4	13.0		15.0 15.0	15.0	
8-Oct-11	Sunny	Moderate	10:42	11.1	Surface	1	26.3 26.4	26.4	8.0 8.0	8.0	33.0 33.0	33.0	96.7 96.4	96.6	7.3 7.3	7.3	7.2	4.2 4.3	4.3	10.8	11.0 11.0	11.0	10.9
					Middle	5.5	26.0 26.0	26.0	8.0 8.0	8.0	33.1 33.1	33.1	92.8 92.6	92.7	7.0 7.0	7.0		10.7 10.7	10.7		14.0 14.0	14.0	
					Bottom	10	26.0 26.0	26.0	8.0 8.0	8.0	33.2 33.2	33.2	92.0 92.0	92.0	7.0 7.0	7.0	7.0	18.0 16.9	17.5		7.7 7.7	7.7	
10-Oct-11	Cloudy	Moderate	12:14	12	Surface	1	26.5 26.5	26.5	8.0 8.0	8.0	32.3 32.1	32.2	107.4 103.8	105.6	7.2 7.0	7.1	7.1	4.6 4.7	4.7	10.8	5.7 5.6	5.7	11.0
					Middle	6	26.5 26.5	26.5	8.0 8.0	8.0	32.4 32.5	32.5	104.2 102.1	103.2	7.0 6.9	7.0		12.6 13.4	13.0		10.0 9.7	9.9	
					Bottom	11	26.5 26.5	26.5	8.0 8.0	8.0	31.5 32.5	32.0	103.3 101.7	102.5	7.0 6.8	6.9	6.9	14.4 15.2	14.8		17.0 18.0	17.5	
12-Oct-11	Rainy	Moderate	13:03	12	Surface	1	26.4 26.4	26.4	8.0 8.0	8.0	31.0 31.1	31.1	93.8 93.8	93.8	6.4 6.4	6.4	6.3	4.8 4.8	4.8	13.7	7.5 7.2	7.4	6.8
					Middle	6	26.2 26.2	26.2	8.0 8.0	8.0	31.5 31.5	31.5	90.7 90.7	90.7	6.1 6.1	6.1		16.0 15.6	15.8		6.2 6.3	6.3	
					Bottom	11	26.2 26.2	26.2	8.0 8.0	8.0	31.5 31.5	31.5	90.3 90.2	90.3	6.1 6.1	6.1	6.1	20.6 20.1	20.4		6.6 6.7	6.7	
14-Oct-11	Cloudy	Moderate	13:17	13	Surface	1	26.6 26.6	26.6	7.9 7.9	7.9	28.2 28.7	28.5	78.0 77.7	77.9	5.3 5.3	5.3	5.4	9.3 10.7	10.0	13.0	5.8 6.0	5.9	6.1
					Middle	6.5	26.4 26.5	26.5	8.0 8.0	8.0	30.2 30.2	30.2	78.8 78.2	78.5	5.4 5.3	5.4		12.8 11.5	12.2		6.4 6.5	6.5	
					Bottom	12	26.4 26.4	26.4	8.0 8.0	8.0	30.5 30.2	30.4	78.3 78.4	78.4	5.3 5.3	5.3	5.3	15.5 18.0	16.8		6.0 6.0	6.0	
16-Oct-11	Sunny	Moderate	14:21	12.4	Surface	1	26.4 26.3	26.4	8.0 8.0	8.0	28.3 29.3	28.8	75.0 72.6	73.8	5.2 5.0	5.1	5.0	4.5 4.1	4.3	10.0	7.4 7.4	7.4	7.0
					Middle	6	26.3 26.3	26.3	8.0 8.0	8.0	31.7 31.9	31.8	68.3 70.7	69.5	4.7 4.8	4.8		9.2 9.5	9.4		6.7 6.7	6.7	
					Bottom	11	26.3 26.3	26.3	8.0 8.0	8.0	30.9 32.5	31.7	66.4 67.0	66.7	4.6 4.6	4.6	4.6	15.2 17.3	16.3		6.9 6.9	6.9	
18-Oct-11	Sunny	Moderate	15:19	11.3	Surface	1	26.7 26.7	26.7	7.8 7.8	7.8	28.3 28.3	28.3	88.7 89.0	88.9	6.7 6.8	6.8	6.6	8.2 7.7	8.0	9.2	9.0 8.7	8.9	15.9
					Middle	5.5	26.3 26.3	26.3	7.8 7.8	7.8	30.7 30.7	30.7	83.3 82.4	82.9	6.3 6.2	6.3		8.9 9.1	9.0		31.0 31.0	31.0	
					Bottom	10	26.3 26.3	26.3	7.8 7.8	7.8	30.8 30.8	30.8	79.7 79.6	79.7	6.0 6.0	6.0	6.0	10.7 10.7	10.7		7.7 8.0	7.9	
22-Oct-11	Sunny	Moderate	08:39	12	Surface	1	26.1 26.1	26.1	8.2 8.2	8.2	27.4 27.5	27.5	101.7 96.7	99.2	7.0 6.7	6.9	6.8	2.3 2.5	2.4	6.7	6.6 6.8	6.7	6.3
					Middle	6	26.1 26.1	26.1	8.2 8.2	8.2	28.0 28.2	28.1	97.8 97.2	97.5	6.7 6.7	6.7		3.5 3.6	3.6		7.2 7.5	7.4	
					Bottom	11	26.1 26.1	26.1	8.2 8.2	8.2	28.6 29.5	29.1	97.4 94.2	95.8	6.7 6.5	6.6	6.6	14.7 13.2	14.0		4.8 4.7	4.8	
25-Oct-11	Sunny	Moderate	11:24	12	Surface	1	26.3 26.3	26.3	8.3 8.3	8.3	28.3 28.1	28.2	96.6 93.4	95.0	6.5 6.3	6.4	6.4	5.0 5.1	5.1	11.2	9.6 9.4	9.5	9.8
					Middle	6	26.3 26.3	26.3	8.3 8.3	8.3	28.4 28.4	28.4	93.7 91.8	92.8	6.3 6.2	6.3		13.0 13.8	13.4		10.0 10.0	10.0	
					Bottom	11	26.3 26.3	26.3	8.3 8.3	8.3	27.5 28.4	28.0	92.9 91.5	92.2	6.3 6.1	6.2	6.2	14.8 15.6	15.2		9.8 9.7	9.8	

Remarks: * DA: Depth-Averaged
** Calm: Small or no wave; Moderate: Between calm and rough; Rough : White capped or rougher

Water Quality Monitoring Results at IS10 - Mid-Ebb Tide

Date	Weather Condition	Sea Condition**	Sampling Time	Water Depth (m)	Sampling Depth (m)		Water Temperature (°C)		pH		Salinity ppt		DO Saturation (%)		Dissolved Oxygen (mg/L)			Turbidity(NTU)			Suspended Solids (mg/L)		
							Value	Average	Value	Average	Value	Average	Value	Average	Value	Average	DA*	Value	Average	DA*	Value	Average	DA*
27-Oct-11	Cloudy	Moderate	13:18	12	Surface	1	26.0 26.0	26.0	8.1 8.1	8.1	30.8 30.8	30.8	100.1 98.6	99.4	6.8 6.7	6.8	6.8	9.3 9.6	9.5	14.7	12.0 13.0	12.5	18.0
					Middle	6	25.9 25.9	25.9	8.1 8.1	8.1	31.0 30.9	31.0	99.8 98.6	99.2	6.8 6.7	6.8		14.9 14.5	14.7		15.0 16.0	15.5	
					Bottom	11	25.9 25.9	25.9	8.1 8.1	8.1	31.0 30.9	31.0	99.5 97.8	98.7	6.8 6.7	6.8	6.8	19.8 20.1	20.0		26.0 26.0	26.0	
29-Oct-11	Sunny	Moderate	14:18	11.9	Surface	1	26.1 26.1	26.1	8.1 8.1	8.1	28.3 29.3	28.8	87.9 87.9	87.9	6.0 6.0	6.0	5.9	5.6 5.7	5.7	8.3	11.0 11.0	11.0	10.8
					Middle	6.5	26.0 26.0	26.0	8.1 8.1	8.1	28.8 29.8	29.3	83.6 83.5	83.6	5.7 5.7	5.7		7.2 8.1	7.7		12.0 11.0	11.5	
					Bottom	12	26.0 26.0	26.0	8.1 8.1	8.1	29.8 29.8	29.8	81.4 81.3	81.4	5.6 5.6	5.6	5.6	11.6 11.4	11.5		10.0 10.0	10.0	
31-Oct-11	Sunny	Moderate	15:44	11.9	Surface	1	26.0 26.0	26.0	8.1 8.1	8.1	29.6 29.6	29.6	89.6 89.4	89.5	6.1 6.1	6.1	5.5	7.1 7.2	7.2	7.9	25.0 25.0	25.0	20.2
					Middle	6	25.8 25.8	25.8	8.1 8.1	8.1	30.2 30.2	30.2	71.8 71.7	71.8	4.9 4.9	4.9		7.6 7.6	7.6		21.0 20.0	20.5	
					Bottom	11	25.7 25.7	25.7	8.1 8.1	8.1	30.3 30.3	30.3	69.7 70.0	69.9	4.8 4.8	4.8	4.8	8.7 8.8	8.8		15.0 15.0	15.0	

Remarks: * DA: Depth-Averaged
** Calm: Small or no wave; Moderate: Between calm and rough; Rough : White capped or rougher

Water Quality Monitoring Results at IS10 - Mid-Flood Tide

Date	Weather Condition	Sea Condition**	Sampling Time	Water Depth (m)	Sampling Depth (m)		Water Temperature (°C)		pH		Salinity ppt		DO Saturation (%)		Dissolved Oxygen (mg/L)			Turbidity(NTU)			Suspended Solids (mg/L)		
							Value	Average	Value	Average	Value	Average	Value	Average	Value	Average	DA*	Value	Average	DA*	Value	Average	DA*
6-Oct-11	Fine	Moderate	15:57	13.8	Surface	1	26.1 26.1	26.1	7.8 7.8	7.8	26.7 26.4	26.6	83.9 83.8	83.9	6.4 6.4	6.4	6.4	9.7 9.8	9.8	12.5	17.0 17.0	17.0	16.0
					Middle	7	26.0 26.0	26.0	7.8 7.8	7.8	26.5 26.3	26.4	82.6 82.5	82.6	6.3 6.3	6.3		13.4 13.6	13.5		14.0 14.0	14.0	
					Bottom	13	25.9 25.9	25.9	7.8 7.8	7.8	26.6 26.5	26.6	82.2 82.1	82.2	6.2 6.2	6.2	6.2	14.0 14.1	14.1		17.0 17.0	17.0	
8-Oct-11	Sunny	Moderate	16:57	12.2	Surface	1	26.5 26.4	26.5	8.0 8.0	8.0	32.7 32.7	32.7	93.9 93.7	93.8	7.1 7.1	7.1	7.1	4.8 4.4	4.6	10.1	6.2 6.3	6.3	8.0
					Middle	6	26.4 26.4	26.4	8.0 8.0	8.0	32.8 32.8	32.8	92.4 92.4	92.4	7.0 7.0	7.0		10.3 9.3	9.8		8.8 8.5	8.7	
					Bottom	11	26.3 26.3	26.3	8.0 8.0	8.0	32.9 32.9	32.9	91.1 91.1	91.1	6.9 6.9	6.9	6.9	15.9 16.1	16.0		8.9 9.0	9.0	
10-Oct-11	Cloudy	Moderate	17:49	13	Surface	1	26.6 26.5	26.6	8.0 8.0	8.0	32.1 32.0	32.1	103.4 102.6	103.0	6.9 6.9	6.9	6.9	7.9 7.1	7.5	8.4	13.0 13.0	13.0	10.3
					Middle	6.5	26.6 26.6	26.6	8.0 8.0	8.0	32.3 32.1	32.2	103.5 102.6	103.1	6.9 6.9	6.9		8.5 7.0	7.8		8.2 8.3	8.3	
					Bottom	12	26.6 26.6	26.6	8.0 8.0	8.0	32.4 32.1	32.3	104.7 102.7	103.7	7.0 6.9	7.0	7.0	9.3 10.5	9.9		9.7 9.7	9.7	
12-Oct-11	Rainy	Moderate	18:13	13.1	Surface	1	26.3 26.3	26.3	8.0 8.0	8.0	31.3 31.4	31.4	91.7 91.4	91.6	6.2 6.2	6.2	6.2	7.5 7.9	7.7	10.1	11.0 11.0	11.0	8.8
					Middle	6.5	26.3 26.3	26.3	8.0 8.0	8.0	30.1 31.5	30.8	90.9 90.9	90.9	6.2 6.2	6.2		9.9 9.4	9.7		11.0 11.0	11.0	
					Bottom	12	26.2 26.2	26.2	8.0 8.0	8.0	31.5 31.5	31.5	90.4 90.4	90.4	6.1 6.1	6.1	6.1	13.0 12.9	13.0		4.2 4.3	4.3	
14-Oct-11	Cloudy	Moderate	08:23	13	Surface	1	26.5 26.6	26.6	7.9 7.9	7.9	28.3 28.3	28.3	79.5 78.3	78.9	5.4 5.3	5.4	5.5	8.6 9.0	8.8	9.1	6.7 6.5	6.6	7.8
					Middle	6.5	26.5 26.5	26.5	8.0 8.0	8.0	29.9 29.7	29.8	80.2 79.9	80.1	5.5 5.4	5.5		8.7 7.8	8.3		10.0 10.0	10.0	
					Bottom	12	26.4 26.4	26.4	8.0 8.0	8.0	30.0 30.0	30.0	79.9 80.1	80.0	5.4 5.4	5.4	5.4	9.4 11.0	10.2		6.7 6.7	6.7	
16-Oct-11	Sunny	Moderate	10:09	12.8	Surface	1	26.1 26.2	26.2	8.0 8.0	8.0	30.1 30.5	30.3	87.7 83.3	85.5	6.0 5.7	5.9	5.9	9.2 10.7	10.0	12.3	13.0 13.0	13.0	13.2
					Middle	6.5	26.2 26.3	26.3	8.0 8.0	8.0	30.5 30.8	30.7	84.1 82.5	83.3	5.8 5.7	5.8		12.4 12.6	12.5		14.0 15.0	14.5	
					Bottom	12	26.3 26.3	26.3	8.0 8.0	8.0	30.9 31.1	31.0	82.8 81.4	82.1	5.7 5.6	5.7	5.7	13.1 15.4	14.3		12.0 12.0	12.0	
18-Oct-11	Sunny	Moderate	10:54	12.9	Surface	1	26.2 26.3	26.3	7.9 7.9	7.9	29.4 29.4	29.4	85.9 85.9	85.9	6.5 6.5	6.5	6.4	7.4 7.0	7.2	11.4	9.1 9.1	9.1	7.2
					Middle	6.5	26.2 26.2	26.2	7.8 7.8	7.8	30.2 30.2	30.2	82.0 81.5	81.8	6.2 6.2	6.2		11.9 11.6	11.8		7.4 7.5	7.5	
					Bottom	12	26.1 26.1	26.1	7.9 7.9	7.9	30.2 31.0	30.6	79.2 79.2	79.2	6.0 6.0	6.0	6.0	15.2 15.3	15.3		5.1 5.0	5.1	
22-Oct-11	Sunny	Moderate	15:34	12	Surface	1	26.9 27.0	27.0	8.5 8.5	8.5	29.0 28.9	29.0	114.2 108.2	111.2	7.8 7.3	7.6	7.6	5.8 6.5	6.2	9.4	11.0 11.0	11.0	10.3
					Middle	6	26.8 26.9	26.9	8.4 8.5	8.5	29.4 29.3	29.4	108.6 110.7	109.7	7.4 7.5	7.5		8.2 8.2	8.2		9.9 9.7	9.8	
					Bottom	11	26.1 26.1	26.1	8.1 8.1	8.1	30.4 30.6	30.5	82.5 80.5	81.5	5.6 5.5	5.6	5.6	14.1 13.5	13.8		10.0 10.0	10.0	
25-Oct-11	Sunny	Moderate	17:19	11.9	Surface	1	26.4 26.3	26.4	8.3 8.3	8.3	28.1 28.0	28.1	93.0 92.3	92.7	6.2 6.2	6.2	6.2	8.3 7.5	7.9	8.8	6.7 6.8	6.8	7.4
					Middle	6	26.4 26.4	26.4	8.3 8.3	8.3	28.4 28.2	28.3	93.1 92.3	92.7	6.2 6.2	6.2		8.9 7.4	8.2		4.6 4.5	4.6	
					Bottom	11	26.4 26.4	26.4	8.3 8.3	8.3	28.5 28.2	28.4	94.2 92.4	93.3	6.3 6.2	6.3	6.3	9.7 10.9	10.3		11.0 11.0	11.0	

Remarks: * DA: Depth-Averaged
** Calm: Small or no wave; Moderate: Between calm and rough; Rough : White capped or rougher

Water Quality Monitoring Results at IS10 - Mid-Flood Tide

Date	Weather Condition	Sea Condition**	Sampling Time	Water Depth (m)	Sampling Depth (m)		Water Temperature (°C)		pH		Salinity ppt		DO Saturation (%)		Dissolved Oxygen (mg/L)			Turbidity(NTU)			Suspended Solids (mg/L)		
							Value	Average	Value	Average	Value	Average	Value	Average	Value	Average	DA*	Value	Average	DA*	Value	Average	DA*
27-Oct-11	Cloudy	Moderate	07:00	12.9	Surface	1	25.7 25.8	25.8	8.1 8.1	8.1	30.4 30.7	30.6	98.0 98.5	98.3	6.7 6.8	6.8	6.8	8.5 10.1	9.3	12.3	8.1 8.1	8.1	12.7
					Middle	6.5	25.7 25.8	25.8	8.1 8.1	8.1	30.5 30.7	30.6	98.2 98.5	98.4	6.7 6.8	6.8		9.9 9.5	9.7		14.0 14.0	14.0	
					Bottom	12	25.8 25.8	25.8	8.1 8.1	8.1	30.9 30.9	30.9	99.1 99.1	99.1	6.8 6.8	6.8	6.8	17.9 17.9	17.9		16.0 16.0	16.0	
29-Oct-11	Sunny	Moderate	09:27	13	Surface	1	26.1 26.0	26.1	8.1 8.1	8.1	28.7 29.9	29.3	80.6 80.6	80.6	5.5 5.5	5.5	5.5	8.0 8.2	8.1	11.1	21.0 22.0	21.5	14.2
					Middle	6.5	25.9 25.9	25.9	8.1 8.1	8.1	29.7 29.8	29.8	79.8 80.0	79.9	5.5 5.5	5.5		11.6 11.7	11.7		12.0 12.0	12.0	
					Bottom	12	25.9 25.8	25.9	8.1 8.1	8.1	29.7 29.6	29.7	79.0 79.1	79.1	5.4 5.4	5.4	5.4	13.3 13.6	13.5		9.1 9.3	9.2	
31-Oct-11	Sunny	Moderate	11:43	12	Surface	1	25.6 25.5	25.6	8.1 8.1	8.1	30.1 29.7	29.9	75.6 70.3	73.0	5.2 4.8	5.0	5.0	16.6 17.7	17.2	20.8	6.8 6.9	6.9	10.1
					Middle	6	25.5 25.5	25.5	8.1 8.1	8.1	29.7 29.9	29.8	73.1 70.6	71.9	5.0 4.9	5.0		22.5 23.3	22.9		12.0 11.0	11.5	
					Bottom	11	25.6 25.6	25.6	8.1 8.1	8.1	30.0 30.0	30.0	71.8 70.8	71.3	4.9 4.9	4.9	4.9	20.1 24.3	22.2		12.0 12.0	12.0	

Remarks: * DA: Depth-Averaged
** Calm: Small or no wave; Moderate: Between calm and rough; Rough : White capped or rougher

Water Quality Monitoring Results at IS(Mf)11 - Mid-Ebb Tide

Date	Weather Condition	Sea Condition**	Sampling Time	Water Depth (m)	Sampling Depth (m)		Water Temperature (°C)		pH		Salinity ppt		DO Saturation (%)		Dissolved Oxygen (mg/L)			Turbidity(NTU)			Suspended Solids (mg/L)		
							Value	Average	Value	Average	Value	Average	Value	Average	Value	Average	DA*	Value	Average	DA*	Value	Average	DA*
6-Oct-11	Fine	Moderate	08:48	11.8	Surface	1	25.8 25.8	25.8	7.7 7.8	7.8	26.5 26.5	26.5	85.5 85.4	85.5	6.5 6.5	6.5	6.6	6.9 7.3	7.1	12.2	10.0 10.0	10.0	13.3
					Middle	6	25.7 25.7	25.7	7.8 7.8	7.8	26.8 26.8	26.8	86.5 86.5	86.5	6.6 6.6	6.6		11.3 11.2	11.3		11.0 11.0	11.0	
					Bottom	11	25.8 25.8	25.8	7.8 7.8	7.8	26.8 26.8	26.8	86.0 85.9	86.0	6.6 6.5	6.6	6.6	18.2 18.0	18.1		19.0 19.0	19.0	
8-Oct-11	Sunny	Moderate	10:25	12.9	Surface	1	26.4 26.4	26.4	8.0 8.0	8.0	32.8 32.8	32.8	92.8 92.5	92.7	7.0 7.0	7.0	6.9	4.1 4.1	4.1	9.9	8.4 8.3	8.4	11.3
					Middle	6.5	26.1 26.1	26.1	8.0 8.0	8.0	32.9 32.9	32.9	90.3 90.1	90.2	6.8 6.8	6.8		7.9 7.9	7.9		12.0 12.0	12.0	
					Bottom	12	26.1 26.1	26.1	8.0 8.0	8.0	33.0 32.9	33.0	89.4 89.4	89.4	6.8 6.8	6.8	6.8	17.2 18.1	17.7		14.0 13.0	13.5	
10-Oct-11	Cloudy	Moderate	11:54	12	Surface	1	26.5 26.5	26.5	8.0 8.0	8.0	31.8 31.8	31.8	108.8 106.3	107.6	7.3 7.2	7.3	7.1	2.8 2.9	2.9	10.3	3.8 3.8	3.8	4.7
					Middle	6	26.5 26.5	26.5	8.0 8.0	8.0	32.5 32.6	32.6	103.1 100.2	101.7	6.9 6.7	6.8		4.5 4.6	4.6		5.0 5.1	5.1	
					Bottom	11	26.5 26.5	26.5	8.0 8.0	8.0	32.7 32.7	32.7	99.2 99.2	99.2	6.7 6.7	6.7	6.7	23.7 23.2	23.5		5.2 5.3	5.3	
12-Oct-11	Rainy	Moderate	12:46	12	Surface	1	26.4 26.4	26.4	8.0 8.0	8.0	30.8 30.8	30.8	94.5 94.5	94.5	6.4 6.4	6.4	6.3	4.2 4.1	4.2	13.1	7.8 7.8	7.8	8.5
					Middle	6	26.3 26.3	26.3	8.0 8.0	8.0	31.7 31.7	31.7	91.8 91.6	91.7	6.2 6.2	6.2		5.2 5.3	5.3		8.9 8.9	8.9	
					Bottom	11	26.3 26.3	26.3	8.0 8.0	8.0	31.9 31.9	31.9	89.2 89.2	89.2	6.0 6.0	6.0	6.0	30.3 29.4	29.9		8.7 8.8	8.8	
14-Oct-11	Cloudy	Moderate	13:30	12	Surface	1	26.8 26.8	26.8	7.9 7.9	7.9	25.9 26.9	26.4	89.9 79.4	84.7	6.2 5.4	5.8	5.7	5.8 6.4	6.1	7.9	5.4 5.5	5.5	4.8
					Middle	6	26.4 26.4	26.4	8.0 8.0	8.0	30.3 30.3	30.3	80.5 79.9	80.2	5.5 5.4	5.5		6.9 6.8	6.9		5.9 5.9	5.9	
					Bottom	11	26.4 26.4	26.4	8.0 8.0	8.0	30.8 30.9	30.9	79.3 79.2	79.3	5.4 5.4	5.4	5.4	10.9 10.4	10.7		2.9 2.9	2.9	
16-Oct-11	Sunny	Moderate	14:33	11.9	Surface	1	26.4 26.4	26.4	8.0 8.0	8.0	29.8 30.2	30.0	73.4 71.2	72.3	5.0 4.9	5.0	4.9	4.4 4.7	4.6	5.7	5.3 5.1	5.2	8.4
					Middle	6	26.4 26.4	26.4	8.0 8.0	8.0	32.8 32.9	32.9	67.9 70.6	69.3	4.6 4.8	4.7		4.9 5.0	5.0		11.0 11.0	11.0	
					Bottom	11	26.4 26.4	26.4	8.0 8.0	8.0	33.0 33.1	33.1	67.0 67.1	67.1	4.5 4.5	4.5	4.5	7.5 7.5	7.5		9.0 9.2	9.1	
18-Oct-11	Sunny	Moderate	15:26	10.3	Surface	1	26.8 26.7	26.8	7.9 7.9	7.9	29.1 29.7	29.4	90.0 92.1	91.1	6.8 6.9	6.9	6.6	5.3 5.2	5.3	7.8	8.5 8.5	8.5	10.3
					Middle	5	26.3 26.3	26.3	7.8 7.8	7.8	31.1 31.1	31.1	82.7 82.2	82.5	6.2 6.2	6.2		8.1 8.0	8.1		11.0 11.0	11.0	
					Bottom	9	26.3 26.3	26.3	7.8 7.8	7.8	31.6 31.5	31.6	78.8 73.7	76.3	5.9 5.5	5.7	5.7	9.7 10.2	10.0		11.0 12.0	11.5	
22-Oct-11	Sunny	Moderate	08:25	12	Surface	1	26.2 26.2	26.2	8.2 8.2	8.2	29.1 29.1	29.1	114.6 113.4	114.0	7.9 7.8	7.9	7.7	5.6 5.3	5.5	15.7	8.4 8.3	8.4	7.2
					Middle	6	26.1 26.1	26.1	8.1 8.1	8.1	31.1 30.6	30.9	115.7 100.4	108.1	7.9 6.9	7.4		14.1 13.9	14.0		7.3 7.0	7.2	
					Bottom	11	26.0 26.0	26.0	8.1 8.1	8.1	31.1 31.1	31.1	105.0 92.1	98.6	7.2 6.3	6.8	6.8	26.1 29.3	27.7		6.0 6.0	6.0	
25-Oct-11	Sunny	Moderate	11:11	12	Surface	1	26.3 26.3	26.3	8.3 8.3	8.3	27.8 27.8	27.8	97.9 95.6	96.8	6.6 6.4	6.5	6.3	3.2 3.3	3.3	10.7	11.0 10.0	10.5	10.9
					Middle	6	26.3 26.3	26.3	8.3 8.3	8.3	28.5 28.6	28.6	92.7 90.1	91.4	6.2 6.0	6.1		4.9 5.0	5.0		9.2 9.3	9.3	
					Bottom	11	26.3 26.3	26.3	8.3 8.3	8.3	28.7 28.7	28.7	89.2 89.2	89.2	6.0 6.0	6.0	6.0	24.1 23.6	23.9		13.0 13.0	13.0	

Remarks: * DA: Depth-Averaged
** Calm: Small or no wave; Moderate: Between calm and rough; Rough : White capped or rougher

Water Quality Monitoring Results at IS(Mf)11 - Mid-Ebb Tide

Date	Weather Condition	Sea Condition**	Sampling Time	Water Depth (m)	Sampling Depth (m)		Water Temperature (°C)		pH		Salinity ppt		DO Saturation (%)		Dissolved Oxygen (mg/L)			Turbidity(NTU)			Suspended Solids (mg/L)		
							Value	Average	Value	Average	Value	Average	Value	Average	Value	Average	DA*	Value	Average	DA*	Value	Average	DA*
27-Oct-11	Cloudy	Moderate	13:33	12.1	Surface	1	26.2 26.2	26.2	8.1 8.1	8.1	30.8 30.8	30.8	102.0 101.8	101.9	6.9 6.9	6.9	7.0	5.9 5.3	5.6	14.8	4.5 4.3	4.4	7.9
					Middle	6	26.1 26.1	26.1	8.1 8.1	8.1	30.9 30.9	30.9	104.8 104.9	104.9	7.1 7.1	7.1		6.5 6.3	6.4		6.3 6.1	6.2	
					Bottom	11	26.0 26.0	26.0	8.1 8.1	8.1	31.0 31.0	31.0	100.3 101.4	100.9	6.8 6.9	6.9	6.9	32.4 32.5	32.5		13.0 13.0	13.0	
29-Oct-11	Sunny	Moderate	14:33	12	Surface	1	25.9 25.9	25.9	8.1 8.1	8.1	29.8 29.8	29.8	80.0 79.6	79.8	5.5 5.4	5.5	5.3	9.0 9.9	9.5	12.3	14.0 15.0	14.5	15.5
					Middle	6	25.9 25.9	25.9	8.1 8.1	8.1	29.8 29.8	29.8	73.9 73.8	73.9	5.1 5.0	5.1		13.7 13.6	13.7		14.0 14.0	14.0	
					Bottom	11	25.9 25.9	25.9	8.1 8.1	8.1	29.8 28.8	29.3	73.6 74.0	73.8	5.0 5.1	5.1	5.1	13.2 14.2	13.7		18.0 18.0	18.0	
31-Oct-11	Sunny	Moderate	15:53	12.2	Surface	1	26.0 26.0	26.0	8.1 8.1	8.1	29.6 29.6	29.6	88.2 87.9	88.1	6.0 6.0	6.0	5.5	7.1 7.1	7.1	7.9	16.0 17.0	16.5	14.5
					Middle	6	25.8 25.8	25.8	8.1 8.1	8.1	30.2 30.2	30.2	71.6 71.5	71.6	4.9 4.9	4.9		7.7 7.8	7.8		11.0 11.0	11.0	
					Bottom	11	25.7 25.7	25.7	8.1 8.1	8.1	30.2 30.3	30.3	69.5 69.6	69.6	4.8 4.8	4.8	4.8	8.6 8.7	8.7		16.0 16.0	16.0	

Remarks: * DA: Depth-Averaged
** Calm: Small or no wave; Moderate: Between calm and rough; Rough : White capped or rougher

Water Quality Monitoring Results at IS(Mf)11 - Mid-Flood Tide

Date	Weather Condition	Sea Condition**	Sampling Time	Water Depth (m)	Sampling Depth (m)		Water Temperature (°C)		pH		Salinity ppt		DO Saturation (%)		Dissolved Oxygen (mg/L)			Turbidity(NTU)			Suspended Solids (mg/L)		
							Value	Average	Value	Average	Value	Average	Value	Average	Value	Average	DA*	Value	Average	DA*	Value	Average	DA*
6-Oct-11	Fine	Moderate	16:20	11	Surface	1	26.3 26.3	26.3	7.7 7.8	7.8	26.7 26.6	26.7	80.9 80.2	80.6	6.1 6.1	6.1	6.2	6.1 6.3	6.2	8.2	11.0 12.0	11.5	10.1
					Middle	5.5	26.0 26.0	26.0	7.8 7.8	7.8	26.5 26.5	26.5	81.2 80.9	81.1	6.2 6.1	6.2		7.9 7.8	7.9		10.0 9.4	9.7	
					Bottom	10	25.8 25.8	25.8	7.8 7.8	7.8	26.6 26.5	26.6	82.5 82.4	82.5	6.3 6.3	6.3	6.3	10.8 10.3	10.6		9.0 8.9	9.0	
8-Oct-11	Sunny	Moderate	17:18	11	Surface	1	26.4 26.4	26.4	8.0 8.0	8.0	33.0 33.0	33.0	83.8 83.6	83.7	6.3 6.3	6.3	6.4	10.4 10.3	10.4	12.5	13.0 13.0	13.0	14.3
					Middle	5.5	26.3 26.3	26.3	8.0 8.0	8.0	33.0 33.0	33.0	84.2 84.3	84.3	6.4 6.4	6.4		11.3 11.3	11.3		17.0 16.0	16.5	
					Bottom	10	26.3 26.2	26.3	8.0 8.0	8.0	33.0 33.0	33.0	85.6 85.8	85.7	6.5 6.5	6.5	6.5	15.7 15.9	15.8		13.0 14.0	13.5	
10-Oct-11	Cloudy	Moderate	18:10	12.1	Surface	1	26.6 26.6	26.6	8.0 8.0	8.0	32.4 32.4	32.4	97.7 97.6	97.7	6.6 6.6	6.6	6.6	8.9 9.4	9.2	12.6	9.9 10.0	10.0	10.3
					Middle	6	26.6 26.6	26.6	8.0 8.0	8.0	32.5 30.8	31.7	97.4 97.6	97.5	6.5 6.6	6.6		12.5 11.7	12.1		11.0 11.0	11.0	
					Bottom	11	26.6 26.6	26.6	8.0 8.0	8.0	30.8 32.5	31.7	97.4 97.7	97.6	6.6 6.6	6.6	6.6	17.5 15.5	16.5		10.0 9.6	9.8	
12-Oct-11	Rainy	Moderate	18:37	12	Surface	1	26.3 26.3	26.3	8.0 8.0	8.0	31.7 31.7	31.7	90.4 90.3	90.4	6.1 6.1	6.1	6.1	6.0 6.6	6.3	14.5	9.8 9.5	9.7	9.3
					Middle	6	26.4 26.4	26.4	8.0 8.0	8.0	31.9 32.0	32.0	88.8 88.6	88.7	6.0 6.0	6.0		8.1 8.0	8.1		6.7 6.7	6.7	
					Bottom	11	26.4 26.4	26.4	8.0 8.0	8.0	32.2 32.2	32.2	86.9 86.8	86.9	5.9 5.8	5.9	5.9	28.5 29.5	29.0		11.0 12.0	11.5	
14-Oct-11	Cloudy	Moderate	08:08	14	Surface	1	26.4 26.4	26.4	8.0 8.0	8.0	30.7 30.5	30.6	82.1 81.4	81.8	5.6 5.5	5.6	5.6	6.6 5.3	6.0	12.4	8.2 8.4	8.3	8.3
					Middle	7	26.4 26.4	26.4	8.0 8.0	8.0	30.8 30.8	30.8	81.0 80.3	80.7	5.5 5.4	5.5		11.2 9.3	10.3		9.9 9.9	9.9	
					Bottom	13	26.4 26.4	26.4	8.0 8.0	8.0	30.9 30.8	30.9	80.2 79.9	80.1	5.4 5.4	5.4	5.4	20.5 21.3	20.9		6.7 6.8	6.8	
16-Oct-11	Sunny	Moderate	09:54	12.1	Surface	1	26.1 26.2	26.2	8.0 8.0	8.0	30.9 31.0	31.0	76.8 75.1	76.0	5.3 5.2	5.3	5.1	5.7 5.4	5.6	12.4	10.0 10.0	10.0	8.5
					Middle	6	26.3 26.3	26.3	8.0 8.0	8.0	32.2 32.1	32.2	71.5 71.5	71.5	4.9 4.9	4.9		7.9 7.2	7.6		6.7 6.4	6.6	
					Bottom	11	26.3 26.3	26.3	8.0 8.0	8.0	32.6 32.6	32.6	70.5 71.1	70.8	4.8 4.8	4.8	4.8	23.7 24.5	24.1		9.0 8.9	9.0	
18-Oct-11	Sunny	Moderate	10:45	8.2	Surface	1	26.5 26.5	26.5	7.9 7.9	7.9	29.4 29.5	29.5	88.0 88.0	88.0	6.7 6.7	6.7	6.5	4.3 4.2	4.3	23.1	8.3 8.3	8.3	6.6
					Middle	4	26.1 26.1	26.1	7.8 7.8	7.8	30.3 30.4	30.4	81.5 81.5	81.5	6.2 6.2	6.2		9.8 9.8	9.8		5.8 5.6	5.7	
					Bottom	7	26.1 26.1	26.1	7.8 7.8	7.8	30.5 30.5	30.5	79.7 79.7	79.7	6.0 6.0	6.0	6.0	55.3 55.3	55.3		5.7 5.7	5.7	
22-Oct-11	Sunny	Moderate	15:49	12.8	Surface	1	26.4 26.4	26.4	8.3 8.3	8.3	29.7 29.6	29.7	102.3 94.1	98.2	7.0 6.4	6.7	6.0	3.8 4.1	4.0	11.4	14.0 13.0	13.5	14.8
					Middle	6.5	26.1 26.2	26.2	8.1 8.1	8.1	30.5 30.7	30.6	80.5 74.4	77.5	5.5 5.1	5.3		10.8 11.6	11.2		18.0 18.0	18.0	
					Bottom	12	26.2 26.2	26.2	8.1 8.1	8.1	30.9 30.9	30.9	76.5 72.5	74.5	5.2 4.9	5.1	5.1	18.5 19.7	19.1		13.0 13.0	13.0	
25-Oct-11	Sunny	Moderate	17:40	11.9	Surface	1	26.4 26.4	26.4	8.3 8.3	8.3	28.4 28.5	28.5	87.9 87.8	87.9	5.9 5.9	5.9	5.9	9.3 9.8	9.6	13.0	5.8 5.9	5.9	6.2
					Middle	6	26.4 26.4	26.4	8.3 8.3	8.3	28.6 26.8	27.7	87.6 87.8	87.7	5.9 5.9	5.9		12.9 12.1	12.5		7.6 7.8	7.7	
					Bottom	11	26.4 26.4	26.4	8.3 8.3	8.3	26.8 28.6	27.7	87.6 87.9	87.8	5.9 5.9	5.9	5.9	17.9 15.9	16.9		5.3 5.0	5.2	

Remarks: * DA: Depth-Averaged
** Calm: Small or no wave; Moderate: Between calm and rough; Rough : White capped or rougher

Water Quality Monitoring Results at IS(Mf)11 - Mid-Flood Tide

Date	Weather Condition	Sea Condition**	Sampling Time	Water Depth (m)	Sampling Depth (m)		Water Temperature (°C)		pH		Salinity ppt		DO Saturation (%)		Dissolved Oxygen (mg/L)			Turbidity(NTU)			Suspended Solids (mg/L)		
							Value	Average	Value	Average	Value	Average	Value	Average	Value	Average	DA*	Value	Average	DA*	Value	Average	DA*
27-Oct-11	Cloudy	Moderate	06:48	11.9	Surface	1	25.9 25.9	25.9	8.1 8.1	8.1	31.0 31.1	31.1	100.6 100.4	100.5	6.9 6.9	6.9	6.9	6.4 6.4	6.4	10.1	13.0 13.0	13.0	15.7
					Middle	6	25.9 25.9	25.9	8.1 8.1	8.1	31.1 31.1	31.1	100.5 100.3	100.4	6.9 6.8	6.9		10.3 10.1	10.2		14.0 14.0	14.0	
					Bottom	11	25.9 25.9	25.9	8.1 8.1	8.1	31.2 31.1	31.2	100.6 100.2	100.4	6.9 6.8	6.9	6.9	14.0 13.2	13.6		20.0 20.0	20.0	
29-Oct-11	Sunny	Moderate	09:11	12	Surface	1	26.1 26.1	26.1	8.1 8.1	8.1	29.9 28.7	29.3	80.5 80.5	80.5	5.5 5.5	5.5	5.5	7.7 7.7	7.7	11.2	4.8 4.9	4.9	8.9
					Middle	6	25.9 25.9	25.9	8.1 8.1	8.1	29.7 29.8	29.8	80.0 79.7	79.9	5.5 5.5	5.5		13.2 12.0	12.6		14.0 14.0	14.0	
					Bottom	11	25.8 25.9	25.9	8.1 8.1	8.1	29.7 29.7	29.7	79.1 79.1	79.1	5.4 5.4	5.4	5.4	13.4 13.2	13.3		8.0 7.8	7.9	
31-Oct-11	Sunny	Moderate	11:32	11.8	Surface	1	25.8 25.8	25.8	8.1 8.1	8.1	30.3 30.4	30.4	79.1 73.9	76.5	5.4 5.1	5.3	5.3	8.2 8.4	8.3	13.2	15.0 14.0	14.5	10.3
					Middle	6	25.6 25.6	25.6	8.1 8.1	8.1	30.2 30.2	30.2	77.6 73.1	75.4	5.3 5.0	5.2		11.8 11.8	11.8		10.0 10.0	10.0	
					Bottom	11	25.5 25.5	25.5	8.2 8.1	8.2	30.3 30.2	30.3	75.4 72.9	74.2	5.2 5.0	5.1	5.1	20.6 18.4	19.5		6.4 6.3	6.4	

Remarks: * DA: Depth-Averaged
** Calm: Small or no wave; Moderate: Between calm and rough; Rough : White capped or rougher

Water Quality Monitoring Results at IS12 - Mid-Ebb Tide

Date	Weather Condition	Sea Condition**	Sampling Time	Water Depth (m)	Sampling Depth (m)		Water Temperature (°C)		pH		Salinity ppt		DO Saturation (%)		Dissolved Oxygen (mg/L)			Turbidity(NTU)			Suspended Solids (mg/L)		
							Value	Average	Value	Average	Value	Average	Value	Average	Value	Average	DA*	Value	Average	DA*	Value	Average	DA*
6-Oct-11	Fine	Moderate	09:58	15	Surface	1	26.2 26.4	26.3	7.8 7.9	7.9	33.1 33.1	33.1	93.3 93.6	93.5	6.3 6.3	6.3	6.3	8.1 7.1	7.6	15.2	8.9 9.2	9.1	11.7
					Middle	7.5	26.1 26.1	26.1	7.9 7.9	7.9	33.2 33.2	33.2	91.7 92.5	92.1	6.2 6.2	6.2		10.1 10.4	10.3		12.0 12.0	12.0	
					Bottom	14	26.0 26.0	26.0	7.9 7.9	7.9	33.3 33.3	33.3	90.2 90.1	90.2	6.1 6.1	6.1	6.1	28.1 27.2	27.7		14.0 14.0	14.0	
8-Oct-11	Sunny	Moderate	11:32	13.9	Surface	1	26.3 26.3	26.3	7.9 7.9	7.9	32.7 32.8	32.8	119.7 122.6	121.2	8.0 8.2	8.1	8.3	6.7 6.9	6.8	8.0	8.7 8.9	8.8	11.6
					Middle	7	26.3 26.4	26.4	7.9 7.8	7.9	32.8 32.6	32.7	124.9 123.2	124.1	8.4 8.3	8.4		10.1 9.7	9.9		13.0 13.0	13.0	
					Bottom	13	26.3 26.3	26.3	7.9 7.9	7.9	32.7 32.8	32.8	124.3 122.9	123.6	8.3 8.3	8.3	8.3	6.8 7.7	7.3		13.0 13.0	13.0	
10-Oct-11	Cloudy	Moderate	12:53	14	Surface	1	26.7 26.8	26.8	7.8 7.8	7.8	33.0 32.9	33.0	71.7 78.3	75.0	4.8 5.2	5.0	5.0	2.4 2.9	2.7	6.3	17.0 17.0	17.0	10.2
					Middle	7	26.7 26.8	26.8	7.8 7.8	7.8	33.0 32.9	33.0	72.0 77.2	74.6	4.8 5.1	5.0		5.9 5.6	5.8		6.6 6.7	6.7	
					Bottom	13	26.8 26.8	26.8	7.8 7.8	7.8	32.9 32.9	32.9	82.7 76.6	79.7	5.5 5.1	5.3	5.3	10.3 10.6	10.5		7.1 7.0	7.1	
12-Oct-11	Rainy	Moderate	14:15	11	Surface	1	26.3 26.4	26.4	7.9 7.9	7.9	31.1 31.4	31.3	87.7 85.9	86.8	5.9 5.8	5.9	5.9	9.3 8.3	8.8	16.4	8.1 8.2	8.2	8.7
					Middle	5.5	26.3 26.3	26.3	7.9 8.0	8.0	31.2 31.4	31.3	86.9 84.6	85.8	5.9 5.7	5.8		11.3 11.6	11.5		9.0 8.8	8.9	
					Bottom	10	26.3 26.3	26.3	8.0 8.0	8.0	31.5 31.4	31.5	84.2 83.4	83.8	5.7 5.6	5.7	5.7	29.3 28.4	28.9		9.0 9.2	9.1	
14-Oct-11	Cloudy	Moderate	12:37	14	Surface	1	26.4 26.4	26.4	7.8 7.8	7.8	30.5 30.5	30.5	81.8 81.8	81.8	5.6 5.6	5.6	5.5	8.9 8.9	8.9	14.4	7.9 8.1	8.0	7.8
					Middle	7	26.5 26.5	26.5	7.8 7.8	7.8	31.6 31.6	31.6	78.1 78.1	78.1	5.3 5.3	5.3		13.3 13.2	13.3		7.7 7.7	7.7	
					Bottom	13	26.5 26.5	26.5	7.8 7.8	7.8	31.7 31.6	31.7	76.6 76.6	76.6	5.2 5.2	5.2	5.2	20.7 21.0	20.9		7.8 7.7	7.8	
16-Oct-11	Sunny	Moderate	13:35	13.8	Surface	1	26.3 26.3	26.3	7.9 7.9	7.9	30.8 30.8	30.8	77.2 77.4	77.3	5.9 5.9	5.9	5.8	3.2 3.2	3.2	9.9	18.0 19.0	18.5	17.8
					Middle	7	26.4 26.4	26.4	7.9 7.9	7.9	31.4 31.4	31.4	75.7 75.5	75.6	5.7 5.7	5.7		7.0 7.0	7.0		17.0 17.0	17.0	
					Bottom	13	26.4 26.4	26.4	7.9 7.9	7.9	31.6 31.6	31.6	73.3 73.2	73.3	5.6 5.5	5.6	5.6	19.1 19.8	19.5		18.0 18.0	18.0	
18-Oct-11	Sunny	Moderate	14:45	15	Surface	1	26.7 26.7	26.7	8.1 8.1	8.1	33.0 33.0	33.0	102.1 101.9	102.0	6.8 6.8	6.8	6.8	9.5 9.3	9.4	13.3	4.7 4.8	4.8	5.1
					Middle	7.5	26.3 26.3	26.3	8.1 8.1	8.1	33.2 33.2	33.2	100.7 100.8	100.8	6.8 6.8	6.8		14.9 14.3	14.6		4.3 4.4	4.4	
					Bottom	14	26.3 26.3	26.3	8.1 8.1	8.1	33.2 33.2	33.2	100.3 100.4	100.4	6.7 6.7	6.7	6.7	16.1 15.9	16.0		6.2 6.3	6.3	
22-Oct-11	Sunny	Moderate	09:58	14	Surface	1	26.4 26.4	26.4	7.9 7.9	7.9	28.9 28.9	28.9	64.7 64.8	64.8	5.5 5.5	5.5	5.2	4.1 4.1	4.1	12.6	11.0 11.0	11.0	8.7
					Middle	7	26.0 26.0	26.0	7.8 7.8	7.8	29.2 29.2	29.2	57.8 57.8	57.8	4.9 4.9	4.9		7.3 7.5	7.4		7.3 7.4	7.4	
					Bottom	13	25.9 25.9	25.9	7.8 7.8	7.8	29.3 29.3	29.3	56.1 55.9	56.0	4.8 4.7	4.8	4.8	26.3 26.1	26.2		7.9 7.7	7.8	
25-Oct-11	Sunny	Moderate	12:43	12.9	Surface	1	26.4 26.3	26.4	7.9 7.9	7.9	24.9 24.9	24.9	77.2 77.0	77.1	5.9 5.9	5.9	5.9	2.0 2.2	2.1	2.6	3.2 3.2	3.2	4.2
					Middle	6.5	26.2 26.3	26.3	7.9 7.9	7.9	25.2 25.2	25.2	76.3 76.6	76.5	5.8 5.8	5.8		2.3 2.5	2.4		4.2 4.3	4.3	
					Bottom	12	26.2 26.4	26.3	7.9 7.9	7.9	25.3 25.3	25.3	75.8 75.8	75.8	5.8 5.8	5.8	5.8	3.3 3.4	3.4		5.1 5.0	5.1	

Remarks: * DA: Depth-Averaged
** Calm: Small or no wave; Moderate: Between calm and rough; Rough : White capped or rougher

Water Quality Monitoring Results at IS12 - Mid-Ebb Tide

Date	Weather Condition	Sea Condition**	Sampling Time	Water Depth (m)	Sampling Depth (m)		Water Temperature (°C)		pH		Salinity ppt		DO Saturation (%)		Dissolved Oxygen (mg/L)			Turbidity(NTU)			Suspended Solids (mg/L)		
							Value	Average	Value	Average	Value	Average	Value	Average	Value	Average	DA*	Value	Average	DA*	Value	Average	DA*
27-Oct-11	Cloudy	Moderate	11:35	14.7	Surface	1	27.3 27.3	27.3	7.6 7.6	7.6	34.0 34.0	34.0	90.8 90.7	90.8	6.4 6.4	6.4	6.4	9.1 8.9	9.0	12.9	7.5 7.6	7.6	6.8
					Middle	7.5	26.9 26.9	26.9	7.7 7.7	7.7	34.1 34.1	34.1	90.1 90.1	90.1	6.3 6.3	6.3		14.5 13.9	14.2		6.0 6.0	6.0	
					Bottom	14	26.9 26.9	26.9	7.7 7.7	7.7	34.1 34.1	34.1	89.8 89.8	89.8	6.3 6.3	6.3	6.3	15.7 15.5	15.6		7.0 6.8	6.9	
29-Oct-11	Sunny	Moderate	13:16	13.7	Surface	1	26.3 26.3	26.3	7.9 7.9	7.9	24.8 24.8	24.8	77.2 77.4	77.3	5.9 5.9	5.9	5.8	3.2 3.2	3.2	9.9	6.6 6.8	6.7	8.2
					Middle	7	26.4 26.4	26.4	7.9 7.9	7.9	25.4 25.4	25.4	75.7 75.5	75.6	5.7 5.7	5.7		7.0 7.0	7.0		12.0 12.0	12.0	
					Bottom	13	26.4 26.4	26.4	7.9 7.9	7.9	25.6 25.6	25.6	73.3 73.2	73.3	5.6 5.5	5.6	5.6	19.1 19.8	19.5		5.8 5.8	5.8	
31-Oct-11	Sunny	Moderate	14:52	14	Surface	1	26.6 26.6	26.6	7.9 7.9	7.9	26.0 26.0	26.0	64.7 64.8	64.8	5.5 5.5	5.5	5.2	3.4 3.4	3.4	6.8	9.7 9.7	9.7	9.5
					Middle	7	26.1 26.1	26.1	7.8 7.8	7.8	26.3 26.3	26.3	57.8 57.8	57.8	4.9 4.9	4.9		6.6 6.8	6.7		10.0 10.0	10.0	
					Bottom	13	26.1 26.1	26.1	7.8 7.8	7.8	26.4 26.4	26.4	56.1 55.9	56.0	4.8 4.7	4.8	4.8	10.2 10.2	10.2		8.8 8.5	8.7	

Remarks: * DA: Depth-Averaged
** Calm: Small or no wave; Moderate: Between calm and rough; Rough : White capped or rougher

Water Quality Monitoring Results at IS12 - Mid-Flood Tide

Date	Weather Condition	Sea Condition**	Sampling Time	Water Depth (m)	Sampling Depth (m)		Water Temperature (°C)		pH		Salinity ppt		DO Saturation (%)		Dissolved Oxygen (mg/L)			Turbidity(NTU)			Suspended Solids (mg/L)		
							Value	Average	Value	Average	Value	Average	Value	Average	Value	Average	DA*	Value	Average	DA*	Value	Average	DA*
6-Oct-11	Fine	Moderate	15:07	15.8	Surface	1	26.5 26.5	26.5	7.8 7.8	7.8	33.2 33.2	33.2	92.9 92.7	92.8	6.2 6.2	6.2	6.2	9.4 9.2	9.3	13.2	9.6 9.6	9.6	10.2
					Middle	8	26.1 26.1	26.1	7.9 7.9	7.9	33.3 33.3	33.3	91.6 91.7	91.7	6.2 6.2	6.2		14.8 14.2	14.5		13.0 13.0	13.0	
					Bottom	15	26.1 26.1	26.1	7.9 7.9	7.9	33.3 33.3	33.3	91.2 91.3	91.3	6.1 6.1	6.1		16.0 15.8	15.9		8.2 7.9	8.1	
8-Oct-11	Sunny	Moderate	15:59	13.9	Surface	1	26.4 26.4	26.4	7.8 7.8	7.8	32.6 32.7	32.7	121.5 122.7	122.1	8.1 8.2	8.2	8.2	7.2 6.3	6.8	5.4	10.0 10.0	10.0	9.6
					Middle	7	26.4 26.3	26.4	7.8 7.8	7.8	32.7 32.7	32.7	122.0 118.6	120.3	8.2 8.0	8.1		5.4 5.3	5.4		7.2 7.6	7.4	
					Bottom	13	26.5 26.4	26.5	7.8 7.8	7.8	32.4 32.4	32.4	122.9 120.2	121.6	8.3 8.1	8.2	8.2	4.0 4.1	4.1		12.0 11.0	11.5	
10-Oct-11	Cloudy	Moderate	17:20	14	Surface	1	26.9 26.7	26.8	7.8 7.8	7.8	32.3 32.7	32.5	83.6 75.6	79.6	5.6 5.0	5.3	5.3	2.4 2.7	2.6	4.3	5.3 5.1	5.2	5.8
					Middle	7	26.9 26.6	26.8	7.8 7.8	7.8	32.3 32.5	32.4	81.8 73.5	77.7	5.5 4.9	5.2		3.4 3.4	3.4		6.0 5.9	6.0	
					Bottom	13	26.7 26.6	26.7	7.8 7.8	7.8	32.6 32.5	32.6	76.2 73.3	74.8	5.1 4.9	5.0	5.0	7.0 7.0	7.0		6.3 6.1	6.2	
12-Oct-11	Rainy	Moderate	17:25	11	Surface	1	26.5 26.5	26.5	7.8 7.8	7.8	31.8 32.4	32.1	87.3 85.4	86.4	5.9 5.7	5.8	5.8	10.6 10.4	10.5	14.4	6.2 6.2	6.2	5.5
					Middle	5.5	26.3 26.3	26.3	7.9 7.9	7.9	31.9 32.5	32.2	86.7 84.1	85.4	5.9 5.7	5.8		16.0 15.4	15.7		4.2 4.2	4.2	
					Bottom	10	26.3 26.3	26.3	7.9 7.9	7.9	32.4 32.5	32.5	84.6 83.9	84.3	5.7 5.6	5.7	5.7	17.2 17.0	17.1		6.1 6.2	6.2	
14-Oct-11	Cloudy	Moderate	09:38	15	Surface	1	26.4 26.4	26.4	7.8 7.8	7.8	29.1 29.1	29.1	82.1 82.1	82.1	5.6 5.6	5.6	5.5	6.0 6.0	6.0	14.1	7.9 7.7	7.8	9.0
					Middle	7.5	26.5 26.5	26.5	7.8 7.8	7.8	29.7 29.7	29.7	78.3 78.3	78.3	5.3 5.3	5.3		9.3 9.5	9.4		10.0 11.0	10.5	
					Bottom	14	26.5 26.5	26.5	7.8 7.8	7.8	29.5 29.5	29.5	76.7 76.7	76.7	5.2 5.2	5.2	5.2	26.6 27.0	26.8		8.8 8.7	8.8	
16-Oct-11	Sunny	Moderate	11:12	15	Surface	1	26.3 26.3	26.3	7.9 7.9	7.9	30.8 30.8	30.8	76.3 76.0	76.2	5.8 5.8	5.8	5.7	3.7 3.7	3.7	12.8	17.0 17.0	17.0	15.0
					Middle	7.5	26.4 26.4	26.4	7.9 7.9	7.9	31.4 31.4	31.4	74.3 74.3	74.3	5.6 5.6	5.6		6.9 7.0	7.0		15.0 15.0	15.0	
					Bottom	14	26.4 26.4	26.4	7.9 7.9	7.9	31.6 31.6	31.6	72.0 71.9	72.0	5.5 5.5	5.5	5.5	27.4 27.7	27.6		13.0 13.0	13.0	
18-Oct-11	Sunny	Moderate	12:06	14.7	Surface	1	26.0 26.1	26.1	8.1 8.1	8.1	33.0 33.0	33.0	102.6 102.9	102.8	6.9 6.9	6.9	6.9	8.3 7.3	7.8	15.4	3.5 3.4	3.5	4.3
					Middle	7.5	25.9 25.9	25.9	8.1 8.1	8.1	33.1 33.1	33.1	100.8 101.7	101.3	6.8 6.8	6.8		10.3 10.6	10.5		2.9 2.8	2.9	
					Bottom	14	25.8 25.8	25.8	8.1 8.1	8.1	33.2 33.2	33.2	99.2 99.1	99.2	6.7 6.7	6.7	6.7	28.3 27.4	27.9		6.5 6.6	6.6	
22-Oct-11	Sunny	Moderate	14:31	12.8	Surface	1	26.6 26.7	26.7	7.8 7.8	7.8	28.8 28.8	28.8	65.3 65.2	65.3	5.5 5.5	5.5	5.2	4.4 4.3	4.4	7.0	12.0 12.0	12.0	13.5
					Middle	6.5	26.0 26.0	26.0	7.8 7.8	7.8	29.3 29.3	29.3	58.3 58.3	58.3	4.9 4.9	4.9		7.2 7.3	7.3		12.0 12.0	12.0	
					Bottom	12	25.9 25.9	25.9	7.8 7.8	7.8	29.3 29.3	29.3	56.7 56.7	56.7	4.8 4.8	4.8	4.8	9.3 9.4	9.4		16.0 17.0	16.5	
25-Oct-11	Sunny	Moderate	16:06	12.7	Surface	1	26.5 26.5	26.5	7.9 7.9	7.9	25.0 25.0	25.0	78.2 78.2	78.2	5.9 5.9	5.9	5.9	2.3 2.5	2.4	2.9	5.9 6.0	6.0	5.9
					Middle	6.5	26.4 26.4	26.4	7.9 7.9	7.9	25.3 25.3	25.3	77.8 77.8	77.8	5.9 5.9	5.9		2.6 2.8	2.7		6.7 6.7	6.7	
					Bottom	12	26.4 26.6	26.5	7.9 7.9	7.9	25.3 25.3	25.3	77.0 76.6	76.8	5.9 5.8	5.9	5.9	3.6 3.7	3.7		5.2 5.1	5.2	

Remarks: * DA: Depth-Averaged
** Calm: Small or no wave; Moderate: Between calm and rough; Rough : White capped or rougher

Water Quality Monitoring Results at IS12 - Mid-Flood Tide

Date	Weather Condition	Sea Condition**	Sampling Time	Water Depth (m)	Sampling Depth (m)		Water Temperature (°C)		pH		Salinity ppt		DO Saturation (%)		Dissolved Oxygen (mg/L)			Turbidity(NTU)			Suspended Solids (mg/L)		
							Value	Average	Value	Average	Value	Average	Value	Average	Value	Average	DA*	Value	Average	DA*	Value	Average	DA*
27-Oct-11	Cloudy	Moderate	08:43	15.8	Surface	1	27.0 27.2	27.1	7.6 7.7	7.7	33.9 33.9	33.9	91.7 91.7	91.7	6.4 6.4	6.4	6.4	7.8 6.8	7.3	14.9	9.7 9.4	9.6	7.6
					Middle	8	26.9 26.9	26.9	7.7 7.7	7.7	34.0 34.0	34.0	90.3 91.0	90.7	6.3 6.4	6.4		9.8 10.1	10.0		8.1 8.3	8.2	
					Bottom	15	26.8 26.8	26.8	7.7 7.7	7.7	34.1 34.1	34.1	88.8 88.8	88.8	6.2 6.2	6.2	6.2	27.8 26.9	27.4		5.2 5.0	5.1	
29-Oct-11	Sunny	Moderate	10:26	12.8	Surface	1	26.3 26.4	26.4	7.9 7.9	7.9	24.9 24.8	24.9	72.0 72.0	72.0	5.5 5.5	5.5	5.5	2.0 1.8	1.9	2.4	8.6 8.6	8.6	7.7
					Middle	6.5	26.2 26.3	26.3	7.9 7.9	7.9	25.2 25.1	25.2	71.3 71.6	71.5	5.4 5.4	5.4		2.3 2.1	2.2		5.1 5.0	5.1	
					Bottom	12	26.2 26.3	26.3	7.9 7.9	7.9	25.3 25.2	25.3	70.8 70.8	70.8	5.4 5.4	5.4	5.4	3.3 3.0	3.2		9.5 9.2	9.4	
31-Oct-11	Sunny	Moderate	12:21	14.8	Surface	1	26.3 26.3	26.3	7.9 7.9	7.9	25.7 25.8	25.8	76.3 76.0	76.2	5.8 5.8	5.8	5.7	2.5 2.5	2.5	10.8	15.0 15.0	15.0	19.5
					Middle	7.5	26.4 26.4	26.4	7.9 7.9	7.9	26.3 26.3	26.3	74.3 74.3	74.3	5.6 5.6	5.6		4.5 4.6	4.6		28.0 27.0	27.5	
					Bottom	14	26.4 26.4	26.4	7.9 7.9	7.9	26.5 26.5	26.5	72.0 71.9	72.0	5.5 5.5	5.5	5.5	25.0 25.3	25.2		16.0 16.0	16.0	

Remarks: * DA: Depth-Averaged
** Calm: Small or no wave; Moderate: Between calm and rough; Rough : White capped or rougher

Water Quality Monitoring Results at IS13 - Mid-Ebb Tide

Date	Weather Condition	Sea Condition**	Sampling Time	Water Depth (m)	Sampling Depth (m)		Water Temperature (°C)		pH		Salinity ppt		DO Saturation (%)		Dissolved Oxygen (mg/L)			Turbidity(NTU)			Suspended Solids (mg/L)		
							Value	Average	Value	Average	Value	Average	Value	Average	Value	Average	DA*	Value	Average	DA*	Value	Average	DA*
6-Oct-11	Fine	Moderate	09:36	12	Surface	1	26.3 26.3	26.3	7.9 7.9	7.9	33.2 33.2	33.2	94.5 94.0	94.3	6.3 6.3	6.3	6.3	7.7 7.8	7.8	11.5	9.3 9.4	9.4	9.0
					Middle	6	26.0 26.0	26.0	7.9 7.9	7.9	33.3 33.3	33.3	92.1 93.4	92.8	6.2 6.3	6.3		9.9 9.6	9.8		11.0 11.0	11.0	
					Bottom	11	26.0 26.0	26.0	7.9 7.9	7.9	33.3 33.3	33.3	90.6 91.5	91.1	6.1 6.2	6.2	6.2	16.4 17.6	17.0		6.5 6.6	6.6	
8-Oct-11	Sunny	Moderate	11:22	10	Surface	1	26.2 26.2	26.2	7.9 7.9	7.9	32.9 32.9	32.9	118.0 114.8	116.4	7.9 7.7	7.8	8.0	12.5 14.3	13.4	9.4	12.0 12.0	12.0	15.2
					Middle	5	26.2 26.4	26.3	7.8 7.8	7.8	32.4 32.5	32.5	122.9 119.6	121.3	8.3 8.0	8.2		5.3 5.5	5.4		15.0 15.0	15.0	
					Bottom	9	26.5 26.3	26.4	7.8 7.8	7.8	32.8 32.7	32.8	118.6 118.6	118.6	7.9 8.0	8.0	8.0	9.5 9.2	9.4		19.0 18.0	18.5	
10-Oct-11	Cloudy	Moderate	12:42	10.2	Surface	1	26.8 26.7	26.8	7.8 7.8	7.8	32.6 32.6	32.6	80.7 77.4	79.1	5.4 5.2	5.3	5.3	4.3 4.4	4.4	7.5	7.5 7.4	7.5	8.7
					Middle	5	26.8 26.8	26.8	7.8 7.8	7.8	32.5 32.7	32.6	79.6 79.2	79.4	5.3 5.3	5.3		7.4 7.1	7.3		13.0 13.0	13.0	
					Bottom	9	26.8 26.8	26.8	7.8 7.8	7.8	32.5 32.7	32.6	78.1 79.6	78.9	5.2 5.3	5.3	5.3	10.4 10.9	10.7		5.4 5.7	5.6	
12-Oct-11	Rainy	Moderate	14:00	13	Surface	1	26.4 26.5	26.5	7.9 7.9	7.9	32.0 32.4	32.2	91.2 90.1	90.7	6.1 6.0	6.1	6.1	8.9 9.0	9.0	12.7	7.4 7.3	7.4	6.8
					Middle	6.5	26.3 26.4	26.4	7.9 8.0	8.0	32.1 32.5	32.3	90.0 86.4	88.2	6.1 5.8	6.0		11.1 10.8	11.0		6.6 6.4	6.5	
					Bottom	12	26.3 26.3	26.3	8.0 8.0	8.0	32.5 32.5	32.5	88.4 85.1	86.8	5.9 5.7	5.8	5.8	17.6 18.8	18.2		6.6 6.7	6.7	
14-Oct-11	Cloudy	Moderate	12:54	15	Surface	1	26.5 26.5	26.5	7.8 7.8	7.8	31.0 31.0	31.0	85.3 85.3	85.3	5.8 5.8	5.8	6.1	6.4 6.4	6.4	10.8	10.0 10.0	10.0	9.9
					Middle	7.5	26.6 26.6	26.6	7.8 7.8	7.8	31.6 31.6	31.6	93.2 92.4	92.8	6.3 6.2	6.3		13.0 13.1	13.1		7.8 7.7	7.8	
					Bottom	14	26.7 26.7	26.7	7.8 7.8	7.8	31.7 31.7	31.7	85.2 84.6	84.9	5.7 5.7	5.7	5.7	12.9 12.7	12.8		12.0 12.0	12.0	
16-Oct-11	Sunny	Moderate	13:36	17.7	Surface	1	26.3 26.3	26.3	7.9 7.9	7.9	30.2 30.2	30.2	79.3 79.5	79.4	6.1 6.1	6.1	6.0	4.8 4.8	4.8	8.6	18.0 18.0	18.0	13.3
					Middle	9	26.4 26.4	26.4	7.9 7.9	7.9	30.6 30.6	30.6	76.5 76.5	76.5	5.8 5.8	5.8		8.3 8.3	8.3		10.0 10.0	10.0	
					Bottom	17	26.4 26.4	26.4	7.9 7.9	7.9	30.7 30.7	30.7	76.2 76.0	76.1	5.8 5.8	5.8	5.8	12.7 12.4	12.6		12.0 12.0	12.0	
18-Oct-11	Sunny	Moderate	14:55	11.8	Surface	1	26.6 26.6	26.6	8.1 8.1	8.1	33.1 33.0	33.1	102.1 99.7	100.9	6.8 6.7	6.8	6.9	10.3 9.0	9.7	12.7	6.2 6.2	6.2	8.0
					Middle	6	26.3 26.3	26.3	8.1 8.1	8.1	33.2 33.2	33.2	103.6 101.5	102.6	7.0 6.8	6.9		12.1 12.4	12.3		12.0 12.0	12.0	
					Bottom	11	26.3 26.3	26.3	8.1 8.1	8.1	33.2 33.2	33.2	105.3 100.3	102.8	7.1 6.7	6.9	6.9	15.9 16.5	16.2		5.7 5.6	5.7	
22-Oct-11	Sunny	Moderate	09:36	15.9	Surface	1	26.6 26.6	26.6	7.9 7.9	7.9	28.8 28.4	28.6	68.1 68.4	68.3	5.3 5.3	5.3	4.9	5.4 5.5	5.5	7.2	13.0 13.0	13.0	14.0
					Middle	8	26.1 26.1	26.1	7.8 7.8	7.8	29.9 29.0	29.5	58.4 57.3	57.9	4.5 4.5	4.5		7.9 7.7	7.8		16.0 16.0	16.0	
					Bottom	15	26.0 26.1	26.1	7.7 7.8	7.8	26.4 25.0	25.7	54.4 54.4	54.4	4.3 4.3	4.3	4.3	8.4 8.4	8.4		13.0 13.0	13.0	
25-Oct-11	Sunny	Moderate	12:20	13.8	Surface	1	26.3 26.3	26.3	7.9 7.9	7.9	24.9 24.9	24.9	73.6 73.6	73.6	5.6 5.6	5.6	5.7	2.7 2.9	2.8	2.5	2.7 2.6	2.7	4.3
					Middle	7	26.3 26.4	26.4	7.9 7.9	7.9	25.0 25.0	25.0	76.1 76.1	76.1	5.8 5.8	5.8		2.5 2.5	2.5		6.8 6.8	6.8	
					Bottom	13	26.2 26.3	26.3	7.9 7.9	7.9	25.2 25.2	25.2	74.3 74.3	74.3	5.7 5.7	5.7	5.7	2.3 2.2	2.3		3.4 3.5	3.5	

Remarks: * DA: Depth-Averaged
** Calm: Small or no wave; Moderate: Between calm and rough; Rough : White capped or rougher

Water Quality Monitoring Results at IS13 - Mid-Ebb Tide

Date	Weather Condition	Sea Condition**	Sampling Time	Water Depth (m)	Sampling Depth (m)		Water Temperature (°C)		pH		Salinity ppt		DO Saturation (%)		Dissolved Oxygen (mg/L)			Turbidity(NTU)			Suspended Solids (mg/L)		
							Value	Average	Value	Average	Value	Average	Value	Average	Value	Average	DA*	Value	Average	DA*	Value	Average	DA*
27-Oct-11	Cloudy	Moderate	11:54	12.3	Surface	1	27.3 27.2	27.3	7.7 7.7	7.7	34.0 33.9	34.0	90.8 88.8	89.8	6.4 6.2	6.3	6.4	9.9 8.6	9.3	12.3	7.1 6.9	7.0	8.6
					Middle	6	27.0 26.9	27.0	7.7 7.7	7.7	34.1 34.1	34.1	92.5 90.7	91.6	6.5 6.4	6.5		11.7 12.0	11.9		7.3 7.4	7.4	
					Bottom	11	26.9 26.9	26.9	7.7 7.7	7.7	34.1 34.1	34.1	94.1 89.8	92.0	6.6 6.3	6.5	6.5	15.5 16.1	15.8		11.0 12.0	11.5	
29-Oct-11	Sunny	Moderate	13:44	15.8	Surface	1	26.6 26.6	26.6	7.9 7.9	7.9	34.8 34.4	34.6	68.1 68.4	68.3	5.3 5.3	5.3	4.9	5.4 5.5	5.5	7.2	10.0 11.0	10.5	12.4
					Middle	8	26.1 26.1	26.1	7.8 7.8	7.8	35.9 35.0	35.5	58.4 57.3	57.9	4.5 4.5	4.5		7.9 7.7	7.8		17.0 17.0	17.0	
					Bottom	15	26.0 26.1	26.1	7.7 7.8	7.8	32.4 31.0	31.7	54.4 54.4	54.4	4.3 4.3	4.3	4.3	8.4 8.4	8.4		9.8 9.8	9.8	
31-Oct-11	Sunny	Moderate	15:20	16.8	Surface	1	26.1 26.1	26.1	7.8 7.8	7.8	25.2 25.2	25.2	79.3 79.5	79.4	6.1 6.1	6.1	6.0	3.6 3.6	3.6	7.4	14.0 14.0	14.0	9.2
					Middle	9	26.1 26.1	26.1	7.9 7.9	7.9	25.6 25.6	25.6	76.5 76.5	76.5	5.8 5.8	5.8		7.1 7.1	7.1		6.3 6.2	6.3	
					Bottom	17	26.2 26.2	26.2	7.9 7.9	7.9	25.7 25.7	25.7	76.2 76.0	76.1	5.8 5.8	5.8	5.8	11.5 11.2	11.4		7.3 7.2	7.3	

Remarks: * DA: Depth-Averaged
** Calm: Small or no wave; Moderate: Between calm and rough; Rough : White capped or rougher

Water Quality Monitoring Results at IS13 - Mid-Flood Tide

Date	Weather Condition	Sea Condition**	Sampling Time	Water Depth (m)	Sampling Depth (m)		Water Temperature (°C)		pH		Salinity ppt		DO Saturation (%)		Dissolved Oxygen (mg/L)			Turbidity(NTU)			Suspended Solids (mg/L)		
							Value	Average	Value	Average	Value	Average	Value	Average	Value	Average	DA*	Value	Average	DA*	Value	Average	DA*
6-Oct-11	Fine	Moderate	15:24	11.9	Surface	1	26.5 26.4	26.5	7.9 7.9	7.9	33.2 33.1	33.2	92.9 90.7	91.8	6.2 6.1	6.2	6.3	10.2 8.9	9.6	12.6	14.0 15.0	14.5	11.4
					Middle	6	26.2 26.1	26.2	7.9 7.9	7.9	33.3 33.3	33.3	94.2 92.3	93.3	6.3 6.2	6.3		12.0 12.3	12.2		10.0 10.0	10.0	
					Bottom	11	26.1 26.1	26.1	7.9 7.9	7.9	33.3 33.3	33.3	95.8 91.2	93.5	6.4 6.1	6.3	6.3	15.8 16.4	16.1		9.5 10.0	9.8	
8-Oct-11	Sunny	Moderate	16:06	11	Surface	1	26.2 26.2	26.2	7.8 7.8	7.8	32.6 32.6	32.6	119.2 119.2	119.2	8.0 8.0	8.0	8.2	4.3 4.3	4.3	5.2	13.0 14.0	13.5	9.2
					Middle	5.5	26.2 26.2	26.2	7.8 7.8	7.8	32.6 32.6	32.6	123.8 121.7	122.8	8.3 8.2	8.3		7.1 7.8	7.5		6.8 6.8	6.8	
					Bottom	10	26.5 26.4	26.5	7.8 7.8	7.8	32.6 32.6	32.6	124.7 126.0	125.4	8.4 8.4	8.4	8.4	3.9 3.9	3.9		7.4 7.2	7.3	
10-Oct-11	Cloudy	Moderate	17:27	11	Surface	1	26.6 26.6	26.6	7.8 7.8	7.8	29.4 31.7	30.6	91.9 78.2	85.1	6.3 5.3	5.8	5.7	3.8 4.5	4.2	7.7	9.2 9.1	9.2	8.7
					Middle	5.5	26.9 26.5	26.7	7.8 7.8	7.8	29.4 31.5	30.5	85.1 76.3	80.7	5.8 5.1	5.5		7.9 7.8	7.9		5.9 5.9	5.9	
					Bottom	10	26.6 26.6	26.6	7.9 7.8	7.9	30.1 31.6	30.9	78.1 75.6	76.9	5.3 5.1	5.2	5.2	11.1 10.9	11.0		11.0 11.0	11.0	
12-Oct-11	Rainy	Moderate	17:41	13	Surface	1	26.5 26.5	26.5	7.9 7.9	7.9	32.1 32.4	32.3	89.1 91.5	90.3	6.0 6.1	6.1	6.1	11.4 10.1	10.8	13.8	11.0 11.0	11.0	8.4
					Middle	6.5	26.3 26.4	26.4	7.9 8.0	8.0	32.1 32.5	32.3	89.7 88.7	89.2	6.0 6.0	6.0		13.2 13.5	13.4		7.2 7.3	7.3	
					Bottom	12	26.4 26.4	26.4	8.0 8.0	8.0	32.5 32.5	32.5	94.5 87.9	91.2	6.3 5.9	6.1	6.1	17.0 17.6	17.3		6.9 6.9	6.9	
14-Oct-11	Cloudy	Moderate	09:11	17	Surface	1	26.5 26.5	26.5	7.8 7.8	7.8	30.9 30.9	30.9	87.9 87.9	87.9	5.9 5.9	5.9	5.9	6.1 6.1	6.1	11.8	7.7 7.4	7.6	8.4
					Middle	8.5	26.6 26.6	26.6	7.8 7.8	7.8	31.6 31.6	31.6	86.2 86.2	86.2	5.8 5.8	5.8		11.7 11.7	11.7		8.4 8.4	8.4	
					Bottom	16	26.7 26.7	26.7	7.8 7.8	7.8	31.8 31.8	31.8	79.4 78.8	79.1	5.3 5.3	5.3	5.3	17.6 17.5	17.6		9.1 9.1	9.1	
16-Oct-11	Sunny	Moderate	11:02	16.8	Surface	1	26.3 26.3	26.3	7.9 7.9	7.9	30.3 30.3	30.3	80.5 79.8	80.2	6.2 6.1	6.2	6.0	5.3 5.3	5.3	20.6	15.0 15.0	15.0	14.7
					Middle	9	26.4 26.4	26.4	7.9 7.9	7.9	30.7 30.6	30.7	76.6 76.5	76.6	5.8 5.8	5.8		8.9 8.8	8.9		12.0 12.0	12.0	
					Bottom	17	26.4 26.4	26.4	7.9 7.9	7.9	30.8 30.8	30.8	75.5 75.5	75.5	5.8 5.8	5.8	5.8	46.9 48.2	47.6		17.0 17.0	17.0	
18-Oct-11	Sunny	Moderate	11:59	11.9	Surface	1	26.1 26.1	26.1	8.1 8.1	8.1	33.1 33.1	33.1	103.9 103.4	103.7	7.0 6.9	7.0	7.0	7.9 8.0	8.0	11.7	12.0 12.0	12.0	7.6
					Middle	6	25.8 25.8	25.8	8.1 8.1	8.1	33.1 33.2	33.2	101.3 102.7	102.0	6.8 6.9	6.9		10.1 9.8	10.0		4.4 4.4	4.4	
					Bottom	11	25.8 25.8	25.8	8.1 8.1	8.1	33.2 33.2	33.2	99.6 100.6	100.1	6.7 6.8	6.8	6.8	16.6 17.8	17.2		6.3 6.3	6.3	
22-Oct-11	Sunny	Moderate	14:59	16.8	Surface	1	26.7 26.7	26.7	7.8 7.8	7.8	31.9 31.5	31.7	68.7 68.7	68.7	5.7 5.7	5.7	5.4	5.4 5.4	5.4	7.0	20.0 20.0	20.0	11.6
					Middle	8.5	26.1 26.1	26.1	7.8 7.8	7.8	29.4 29.4	29.4	59.1 59.1	59.1	5.0 5.0	5.0		7.0 7.0	7.0		6.6 6.5	6.6	
					Bottom	16	26.0 26.0	26.0	7.8 7.8	7.8	29.4 29.4	29.4	55.1 55.1	55.1	4.7 4.7	4.7	4.7	8.4 8.8	8.6		8.3 8.3	8.3	
25-Oct-11	Sunny	Moderate	16:33	14.7	Surface	1	26.5 26.5	26.5	7.9 7.9	7.9	25.0 25.0	25.0	74.7 74.7	74.7	5.7 5.7	5.7	5.8	3.0 3.2	3.1	2.8	4.2 4.1	4.2	5.8
					Middle	7.5	26.4 26.5	26.5	7.9 7.9	7.9	25.1 25.1	25.1	77.2 77.2	77.2	5.9 5.9	5.9		2.8 2.8	2.8		6.8 6.8	6.8	
					Bottom	14	26.4 26.4	26.4	7.9 7.9	7.9	25.3 25.3	25.3	75.5 75.5	75.5	5.7 5.7	5.7	5.7	2.6 2.5	2.6		6.4 6.3	6.4	

Remarks: * DA: Depth-Averaged
** Calm: Small or no wave; Moderate: Between calm and rough; Rough : White capped or rougher

Water Quality Monitoring Results at IS13 - Mid-Flood Tide

Date	Weather Condition	Sea Condition**	Sampling Time	Water Depth (m)	Sampling Depth (m)		Water Temperature (°C)		pH		Salinity ppt		DO Saturation (%)		Dissolved Oxygen (mg/L)			Turbidity(NTU)			Suspended Solids (mg/L)		
							Value	Average	Value	Average	Value	Average	Value	Average	Value	Average	DA*	Value	Average	DA*	Value	Average	DA*
27-Oct-11	Cloudy	Moderate	08:28	11.8	Surface	1	27.1 27.1	27.1	7.7 7.7	7.7	34.0 34.0	34.0	92.5 92.1	92.3	6.5 6.5	6.5	6.5	7.4 7.5	7.5	11.2	21.0 21.0	21.0	20.8
					Middle	6	26.8 26.8	26.8	7.7 7.7	7.7	34.1 34.1	34.1	90.7 92.0	91.4	6.4 6.5	6.5		9.6 9.3	9.5		28.0 27.0	27.5	
					Bottom	11	26.8 26.8	26.8	7.7 7.7	7.7	34.1 34.1	34.1	89.3 90.1	89.7	6.3 6.3	6.3	6.3	16.1 17.3	16.7		14.0 14.0	14.0	
29-Oct-11	Sunny	Moderate	10:00	13.9	Surface	1	26.3 26.4	26.4	7.9 7.9	7.9	34.9 34.8	34.9	68.6 68.8	68.7	5.2 5.2	5.2	5.3	2.7 2.5	2.6	2.4	5.6 5.6	5.6	6.5
					Middle	7	26.3 26.3	26.3	7.9 7.9	7.9	35.0 34.9	35.0	71.1 71.6	71.4	5.4 5.4	5.4		2.5 2.3	2.4		5.2 5.1	5.2	
					Bottom	13	26.2 26.3	26.3	7.9 7.9	7.9	35.2 35.2	35.2	68.9 69.3	69.1	5.2 5.3	5.3	5.3	2.2 2.0	2.1		8.7 8.8	8.8	
31-Oct-11	Sunny	Moderate	11:55	15.9	Surface	1	26.6 26.6	26.6	7.9 7.9	7.9	25.6 25.1	25.4	68.1 68.4	68.3	5.3 5.3	5.3	4.9	4.7 4.8	4.8	6.5	13.0 13.0	13.0	13.2
					Middle	8	26.1 26.1	26.1	7.8 7.8	7.8	26.7 25.8	26.3	58.4 57.3	57.9	4.5 4.5	4.5		7.2 7.0	7.1		17.0 17.0	17.0	
					Bottom	15	26.0 26.1	26.1	7.7 7.8	7.8	23.2 21.8	22.5	54.4 54.4	54.4	4.3 4.3	4.3	4.3	7.7 7.7	7.7		9.6 9.5	9.6	

Remarks: * DA: Depth-Averaged
** Calm: Small or no wave; Moderate: Between calm and rough; Rough : White capped or rougher

Water Quality Monitoring Results at IS14 - Mid-Ebb Tide

Date	Weather Condition	Sea Condition**	Sampling Time	Water Depth (m)	Sampling Depth (m)		Water Temperature (°C)		pH		Salinity ppt		DO Saturation (%)		Dissolved Oxygen (mg/L)			Turbidity(NTU)			Suspended Solids (mg/L)		
							Value	Average	Value	Average	Value	Average	Value	Average	Value	Average	DA*	Value	Average	DA*	Value	Average	DA*
6-Oct-11	Fine	Moderate	10:20	16	Surface	1	26.3 26.3	26.3	7.9 7.9	7.9	33.2 33.2	33.2	97.7 98.4	98.1	6.5 6.6	6.6	6.4	8.4 8.4	8.4	14.1	7.5 7.4	7.5	8.5
					Middle	8	26.2 26.2	26.2	7.9 7.9	7.9	33.3 33.3	33.3	92.5 92.3	92.4	6.2 6.2	6.2		8.9 9.0	9.0		11.0 10.0	10.5	
					Bottom	15	26.0 26.0	26.0	7.9 7.9	7.9	33.3 33.3	33.3	91.1 91.1	91.1	6.1 6.1	6.1	6.1	24.8 24.9	24.9		7.5 7.7	7.6	
8-Oct-11	Sunny	Moderate	11:44	17	Surface	1	26.4 26.4	26.4	7.8 7.8	7.8	32.6 32.6	32.6	118.7 118.1	118.4	8.0 7.9	8.0	8.2	8.7 8.7	8.7	12.5	8.5 8.4	8.5	17.3
					Middle	8.5	26.3 26.3	26.3	7.9 7.9	7.9	32.8 32.8	32.8	123.9 126.5	125.2	8.3 8.5	8.4		12.9 12.8	12.9		20.0 19.0	19.5	
					Bottom	16	26.3 26.3	26.3	7.9 7.9	7.9	32.8 32.8	32.8	129.4 129.4	129.4	8.7 8.7	8.7	8.7	16.3 15.5	15.9		24.0 24.0	24.0	
10-Oct-11	Cloudy	Moderate	13:04	17	Surface	1	26.8 26.7	26.8	7.8 7.8	7.8	32.9 32.4	32.7	76.5 75.9	76.2	5.1 5.1	5.1	5.1	3.3 3.1	3.2	6.9	9.3 9.1	9.2	7.1
					Middle	8.5	26.8 26.8	26.8	7.8 7.8	7.8	32.0 32.5	32.3	78.5 75.3	76.9	5.2 5.0	5.1		7.1 6.2	6.7		6.8 6.5	6.7	
					Bottom	16	26.7 26.8	26.8	7.8 7.8	7.8	32.8 32.4	32.6	89.2 77.7	83.5	5.9 5.2	5.6	5.6	10.4 11.1	10.8		5.3 5.3	5.3	
12-Oct-11	Rainy	Moderate	14:30	17	Surface	1	26.4 26.4	26.4	7.9 7.9	7.9	32.3 32.4	32.4	89.2 88.7	89.0	6.0 6.0	6.0	5.9	9.6 9.6	9.6	15.3	7.6 7.7	7.7	7.3
					Middle	8.5	26.3 26.4	26.4	7.9 7.9	7.9	32.4 32.5	32.5	86.5 84.5	85.5	5.8 5.7	5.8		10.1 10.2	10.2		6.1 6.3	6.2	
					Bottom	16	26.3 26.3	26.3	8.0 8.0	8.0	32.5 32.6	32.6	85.0 83.8	84.4	5.7 5.6	5.7	5.7	26.0 26.1	26.1		8.2 8.0	8.1	
14-Oct-11	Cloudy	Moderate	12:13	9	Surface	1	26.5 26.5	26.5	7.8 7.8	7.8	31.4 31.4	31.4	84.9 85.2	85.1	5.7 5.7	5.7	5.6	9.1 8.6	8.9	9.1	13.0 14.0	13.5	13.8
					Middle	4.5	26.6 26.6	26.6	7.8 7.8	7.8	31.6 31.6	31.6	81.2 81.2	81.2	5.5 5.5	5.5		9.2 9.2	9.2		17.0 17.0	17.0	
					Bottom	8	26.6 26.6	26.6	7.8 7.8	7.8	31.7 31.7	31.7	78.4 78.4	78.4	5.3 5.3	5.3	5.3	9.3 9.3	9.3		11.0 11.0	11.0	
16-Oct-11	Sunny	Moderate	13:20	9.1	Surface	1	26.3 26.3	26.3	7.9 7.9	7.9	30.0 30.0	30.0	81.9 82.1	82.0	6.3 6.3	6.3	6.1	3.6 3.6	3.6	6.0	14.0 14.0	14.0	12.7
					Middle	4.5	26.4 26.4	26.4	7.9 7.9	7.9	30.7 30.7	30.7	77.3 77.3	77.3	5.9 5.9	5.9		6.6 6.6	6.6		11.0 11.0	11.0	
					Bottom	8	26.4 26.4	26.4	7.9 7.9	7.9	30.8 30.8	30.8	75.6 75.6	75.6	5.8 5.8	5.8	5.8	7.9 7.9	7.9		13.0 13.0	13.0	
18-Oct-11	Sunny	Moderate	14:36	15.7	Surface	1	26.4 26.5	26.5	8.1 8.1	8.1	33.1 33.1	33.1	101.3 101.6	101.5	6.8 6.8	6.8	6.8	7.9 7.6	7.8	13.6	4.2 4.2	4.2	4.7
					Middle	8	26.2 26.2	26.2	8.1 8.1	8.1	33.2 33.2	33.2	100.7 100.8	100.8	6.8 6.8	6.8		9.7 10.2	10.0		4.2 4.3	4.3	
					Bottom	15	26.1 26.2	26.2	8.1 8.1	8.1	33.2 33.2	33.2	99.7 99.5	99.6	6.7 6.7	6.7	6.7	22.5 23.5	23.0		5.6 5.7	5.7	
22-Oct-11	Sunny	Moderate	10:15	8.1	Surface	1	26.6 26.5	26.6	7.8 7.8	7.8	29.1 29.1	29.1	67.2 67.2	67.2	5.6 5.6	5.6	5.5	5.0 5.4	5.2	6.4	16.0 16.0	16.0	13.2
					Middle	4	26.1 26.1	26.1	7.8 7.8	7.8	29.4 29.4	29.4	62.2 61.6	61.9	5.3 5.2	5.3		7.1 7.0	7.1		11.0 12.0	11.5	
					Bottom	7	26.1 26.1	26.1	7.8 7.8	7.8	29.5 29.5	29.5	60.0 60.0	60.0	5.1 5.1	5.1	5.1	6.9 6.8	6.9		12.0 12.0	12.0	
25-Oct-11	Sunny	Moderate	12:59	9.2	Surface	1	26.3 26.4	26.4	7.9 7.9	7.9	23.8 23.8	23.8	75.3 75.3	75.3	5.7 5.7	5.7	5.8	2.2 2.2	2.2	2.3	2.8 2.7	2.8	3.4
					Middle	4.5	26.3 26.4	26.4	7.9 8.0	8.0	24.9 24.9	24.9	75.8 75.8	75.8	5.8 5.8	5.8		2.2 2.1	2.2		4.0 3.9	4.0	
					Bottom	8	26.2 26.3	26.3	7.9 7.9	7.9	25.1 25.0	25.1	74.7 74.7	74.7	5.7 5.7	5.7	5.7	2.6 2.6	2.6		3.3 3.4	3.4	

Remarks: * DA: Depth-Averaged
** Calm: Small or no wave; Moderate: Between calm and rough; Rough : White capped or rougher

Water Quality Monitoring Results at IS14 - Mid-Ebb Tide

Date	Weather Condition	Sea Condition**	Sampling Time	Water Depth (m)	Sampling Depth (m)		Water Temperature (°C)		pH		Salinity ppt		DO Saturation (%)		Dissolved Oxygen (mg/L)			Turbidity(NTU)			Suspended Solids (mg/L)		
							Value	Average	Value	Average	Value	Average	Value	Average	Value	Average	DA*	Value	Average	DA*	Value	Average	DA*
27-Oct-11	Cloudy	Moderate	11:19	15.9	Surface	1	27.1 27.1	27.1	7.7 7.7	7.7	34.0 34.0	34.0	90.4 90.5	90.5	6.4 6.4	6.4	6.4	7.5 7.2	7.4	13.2	9.0 8.8	8.9	10.0
					Middle	8	26.8 26.8	26.8	7.7 7.7	7.7	34.1 34.1	34.1	90.3 90.3	90.3	6.3 6.3	6.3		9.3 9.8	9.6		9.0 9.0	9.0	
					Bottom	15	26.8 26.8	26.8	7.7 7.7	7.7	34.1 34.1	34.1	89.4 89.3	89.4	6.3 6.3	6.3	6.3	22.1 23.1	22.6		12.0 12.0	12.0	
29-Oct-11	Sunny	Moderate	13:00	8.2	Surface	1	26.6 26.5	26.6	7.8 7.8	7.8	24.2 24.2	24.2	67.2 67.2	67.2	5.6 5.6	5.6	5.5	5.0 5.4	5.2	6.4	8.8 8.5	8.7	12.7
					Middle	4	26.1 26.1	26.1	7.8 7.8	7.8	24.5 24.5	24.5	62.2 61.6	61.9	5.3 5.2	5.3		7.1 7.0	7.1		12.0 13.0	12.5	
					Bottom	7	26.1 26.1	26.1	7.8 7.8	7.8	24.6 24.6	24.6	60.0 60.0	60.0	5.1 5.1	5.1	5.1	6.9 6.8	6.9		17.0 17.0	17.0	
31-Oct-11	Sunny	Moderate	14:36	8	Surface	1	26.6 26.5	26.6	7.9 7.8	7.9	26.2 26.2	26.2	67.2 67.2	67.2	5.6 5.6	5.6	5.5	3.8 4.2	4.0	5.2	11.0 11.0	11.0	13.8
					Middle	4	26.2 26.2	26.2	7.8 7.8	7.8	26.5 26.5	26.5	62.2 61.6	61.9	5.3 5.2	5.3		5.9 5.8	5.9		12.0 13.0	12.5	
					Bottom	7	26.1 26.1	26.1	7.8 7.8	7.8	26.6 26.6	26.6	60.0 60.0	60.0	5.1 5.1	5.1	5.1	5.7 5.6	5.7		18.0 18.0	18.0	

Remarks: * DA: Depth-Averaged
** Calm: Small or no wave; Moderate: Between calm and rough; Rough : White capped or rougher

Water Quality Monitoring Results at IS14 - Mid-Flood Tide

Date	Weather Condition	Sea Condition**	Sampling Time	Water Depth (m)	Sampling Depth (m)		Water Temperature (°C)		pH		Salinity ppt		DO Saturation (%)		Dissolved Oxygen (mg/L)			Turbidity(NTU)			Suspended Solids (mg/L)		
							Value	Average	Value	Average	Value	Average	Value	Average	Value	Average	DA*	Value	Average	DA*	Value	Average	DA*
6-Oct-11	Fine	Moderate	14:50	17	Surface	1	26.3 26.3	26.3	7.9 7.9	7.9	33.2 33.2	33.2	92.1 92.4	92.3	6.2 6.2	6.2	6.2	7.8 7.5	7.7	13.5	9.5 9.3	9.4	10.3
					Middle	8.5	26.0 26.0	26.0	7.9 7.9	7.9	33.3 33.3	33.3	91.6 91.7	91.7	6.2 6.2	6.2		9.6 10.1	9.9		9.3 9.5	9.4	
					Bottom	16	26.0 26.0	26.0	7.9 7.9	7.9	33.3 33.3	33.3	90.7 90.5	90.6	6.1 6.1	6.1	6.1	22.4 23.4	22.9		12.0 12.0	12.0	
8-Oct-11	Sunny	Moderate	15:47	15	Surface	1	26.4 26.5	26.5	7.8 7.8	7.8	32.6 32.6	32.6	120.0 117.6	118.8	8.1 7.9	8.0	8.0	4.8 5.0	4.9	7.7	6.5 6.4	6.5	6.8
					Middle	7.5	26.3 26.3	26.3	7.8 7.8	7.8	32.6 32.6	32.6	119.0 117.9	118.5	8.0 7.9	8.0		5.6 5.5	5.6		8.1 7.9	8.0	
					Bottom	14	26.3 26.3	26.3	7.8 7.8	7.8	32.7 32.7	32.7	118.2 119.8	119.0	7.9 8.1	8.0	8.0	12.2 12.8	12.5		5.9 5.9	5.9	
10-Oct-11	Cloudy	Moderate	17:07	15	Surface	1	26.7 26.6	26.7	7.8 7.8	7.8	32.8 32.9	32.9	83.2 73.5	78.4	5.5 4.9	5.2	5.1	7.9 7.8	7.9	8.8	5.6 5.7	5.7	10.6
					Middle	7.5	26.7 26.6	26.7	7.8 7.8	7.8	32.9 32.9	32.9	76.3 73.4	74.9	5.1 4.9	5.0		8.5 8.9	8.7		17.0 18.0	17.5	
					Bottom	14	26.7 26.8	26.8	7.8 7.8	7.8	32.9 32.3	32.6	75.7 90.0	82.9	5.1 6.0	5.6	5.6	10.1 9.7	9.9		8.5 8.8	8.7	
12-Oct-11	Rainy	Moderate	17:10	17	Surface	1	26.4 26.4	26.4	7.9 7.9	7.9	32.3 32.4	32.4	88.5 86.8	87.7	5.9 5.8	5.9	5.9	9.0 8.7	8.9	14.7	4.0 3.9	4.0	7.5
					Middle	8.5	26.3 26.3	26.3	7.9 8.0	8.0	32.4 32.5	32.5	88.4 85.0	86.7	6.0 5.7	5.9		10.8 11.3	11.1		9.1 9.1	9.1	
					Bottom	16	26.3 26.3	26.3	8.0 8.0	8.0	32.5 32.5	32.5	85.9 84.4	85.2	5.8 5.7	5.8	5.8	23.6 24.6	24.1		9.3 9.6	9.5	
14-Oct-11	Cloudy	Moderate	10:03	9.4	Surface	1	26.5 26.5	26.5	7.8 7.8	7.8	31.5 31.5	31.5	80.8 80.5	80.7	5.4 5.4	5.4	5.4	9.9 9.1	9.5	9.5	11.0 11.0	11.0	12.2
					Middle	4.5	26.6 26.6	26.6	7.8 7.8	7.8	31.7 31.7	31.7	79.0 79.0	79.0	5.3 5.3	5.3		9.2 9.2	9.2		12.0 12.0	12.0	
					Bottom	8	26.6 26.6	26.6	7.8 7.8	7.8	31.8 31.8	31.8	76.8 76.6	76.7	5.2 5.1	5.2	5.2	9.6 9.7	9.7		14.0 13.0	13.5	
16-Oct-11	Sunny	Moderate	11:25	10	Surface	1	26.3 26.3	26.3	7.9 7.9	7.9	30.1 30.1	30.1	82.1 82.1	82.1	6.3 6.3	6.3	6.1	3.6 3.6	3.6	8.3	20.0 20.0	20.0	15.7
					Middle	5	26.4 26.4	26.4	7.9 7.9	7.9	30.8 30.8	30.8	76.9 76.9	76.9	5.9 5.9	5.9		5.8 5.8	5.8		17.0 17.0	17.0	
					Bottom	9	26.4 26.4	26.4	7.9 7.9	7.9	30.8 30.8	30.8	74.9 74.9	74.9	5.7 5.7	5.7	5.7	16.0 15.2	15.6		10.0 10.0	10.0	
18-Oct-11	Sunny	Moderate	12:14	15.9	Surface	1	26.1 26.0	26.1	8.1 8.1	8.1	33.1 33.1	33.1	107.4 108.2	107.8	7.2 7.2	7.2	7.0	8.6 8.6	8.6	14.3	11.0 11.0	11.0	8.2
					Middle	8	25.9 25.9	25.9	8.1 8.1	8.1	33.2 33.2	33.2	101.7 101.5	101.6	6.8 6.8	6.8		9.1 9.2	9.2		7.2 7.2	7.2	
					Bottom	15	25.8 25.8	25.8	8.1 8.1	8.1	33.2 33.2	33.2	100.2 100.2	100.2	6.7 6.7	6.7	6.7	25.0 25.1	25.1		6.3 6.2	6.3	
22-Oct-11	Sunny	Moderate	14:15	8.9	Surface	1	26.4 26.4	26.4	7.8 7.8	7.8	29.2 29.2	29.2	64.0 64.0	64.0	5.4 5.4	5.4	5.3	5.6 5.6	5.6	7.7	8.4 8.2	8.3	8.9
					Middle	4.5	26.1 26.1	26.1	7.8 7.8	7.8	29.4 29.4	29.4	61.7 61.7	61.7	5.2 5.2	5.2		6.5 6.5	6.5		12.0 11.0	11.5	
					Bottom	8	26.1 26.1	26.1	7.8 7.8	7.8	29.5 29.5	29.5	58.9 58.4	58.7	5.0 4.9	5.0	5.0	11.6 10.3	11.0		6.9 6.9	6.9	
25-Oct-11	Sunny	Moderate	15:49	9	Surface	1	26.6 26.6	26.6	7.9 8.0	8.0	23.9 23.9	23.9	76.7 76.4	76.6	5.8 5.8	5.8	5.9	2.5 2.5	2.5	2.6	4.4 4.5	4.5	5.1
					Middle	4.5	26.6 26.6	26.6	7.9 8.0	8.0	25.0 24.9	25.0	76.6 77.0	76.8	5.8 5.9	5.9		2.5 2.4	2.5		4.7 4.9	4.8	
					Bottom	8	26.5 26.5	26.5	7.9 7.9	7.9	25.1 25.1	25.1	75.9 75.9	75.9	5.8 5.8	5.8	5.8	2.9 2.9	2.9		6.0 5.8	5.9	

Remarks: * DA: Depth-Averaged
** Calm: Small or no wave; Moderate: Between calm and rough; Rough : White capped or rougher

Water Quality Monitoring Results at IS14 - Mid-Flood Tide

Date	Weather Condition	Sea Condition**	Sampling Time	Water Depth (m)	Sampling Depth (m)		Water Temperature (°C)		pH		Salinity ppt		DO Saturation (%)		Dissolved Oxygen (mg/L)			Turbidity(NTU)			Suspended Solids (mg/L)		
							Value	Average	Value	Average	Value	Average	Value	Average	Value	Average	DA*	Value	Average	DA*	Value	Average	DA*
27-Oct-11	Cloudy	Moderate	08:55	17	Surface	1	27.1 27.1	27.1	7.7 7.7	7.7	34.0 34.0	34.0	95.7 96.4	96.1	6.7 6.8	6.8	6.6	8.1 8.1	8.1	13.8	6.5 6.4	6.5	5.9
					Middle	8.5	27.0 27.0	27.0	7.7 7.7	7.7	34.1 34.1	34.1	90.8 90.7	90.8	6.4 6.4	6.4		8.6 8.7	8.7		6.5 6.4	6.5	
					Bottom	16	26.8 26.8	26.8	7.7 7.7	7.7	34.1 34.1	34.1	89.8 89.8	89.8	6.3 6.3	6.3	6.3	24.5 24.6	24.6		4.9 4.8	4.9	
29-Oct-11	Sunny	Moderate	10:51	9.1	Surface	1	26.3 26.4	26.4	7.9 7.9	7.9	23.8 23.8	23.8	70.3 69.9	70.1	5.3 5.3	5.3	5.4	2.2 2.0	2.1	2.2	8.0 8.0	8.0	9.5
					Middle	4.5	26.3 26.3	26.3	7.9 7.9	7.9	24.9 24.8	24.9	70.5 70.8	70.7	5.4 5.4	5.4		2.1 1.9	2.0		12.0 12.0	12.0	
					Bottom	8	26.2 26.3	26.3	7.9 7.9	7.9	25.0 25.0	25.0	70.0 69.7	69.9	5.3 5.3	5.3	5.3	2.6 2.4	2.5		8.5 8.4	8.5	
31-Oct-11	Sunny	Moderate	12:46	9.2	Surface	1	26.5 26.5	26.5	8.0 8.0	8.0	26.4 26.5	26.5	80.8 80.5	80.7	5.4 5.4	5.4	5.4	9.9 9.1	9.5	9.5	13.0 13.0	13.0	15.3
					Middle	4.5	26.6 26.6	26.6	8.0 8.0	8.0	26.6 26.6	26.6	79.0 79.0	79.0	5.3 5.3	5.3		9.2 9.2	9.2		18.0 18.0	18.0	
					Bottom	8	26.6 26.6	26.6	8.0 8.0	8.0	26.8 26.8	26.8	76.8 76.6	76.7	5.2 5.1	5.2	5.2	9.6 9.7	9.7		15.0 15.0	15.0	

Remarks: * DA: Depth-Averaged
** Calm: Small or no wave; Moderate: Between calm and rough; Rough : White capped or rougher

Water Quality Monitoring Results at IS15 - Mid-Ebb Tide

Date	Weather Condition	Sea Condition**	Sampling Time	Water Depth (m)	Sampling Depth (m)		Water Temperature (°C)		pH		Salinity ppt		DO Saturation (%)		Dissolved Oxygen (mg/L)			Turbidity(NTU)			Suspended Solids (mg/L)		
							Value	Average	Value	Average	Value	Average	Value	Average	Value	Average	DA*	Value	Average	DA*	Value	Average	DA*
6-Oct-11	Fine	Moderate	09:19	11	Surface	1	26.6 26.6	26.6	7.8 7.8	7.8	33.1 33.1	33.1	92.7 91.2	92.0	6.2 6.1	6.2	6.2	7.4 8.6	8.0	14.1	12.0 11.0	11.5	10.3
					Middle	5.5	26.2 26.3	26.3	7.9 7.9	7.9	33.2 33.2	33.2	92.4 91.5	92.0	6.2 6.1	6.2		10.2 10.1	10.2		8.4 8.4	8.4	
					Bottom	10	26.0 26.0	26.0	7.9 7.9	7.9	33.3 33.3	33.3	91.0 90.6	90.8	6.1 6.1	6.1	6.1	24.2 23.7	24.0		11.0 11.0	11.0	
8-Oct-11	Sunny	Moderate	11:05	13	Surface	1	26.2 26.2	26.2	7.9 7.9	7.9	32.8 32.9	32.9	116.2 115.1	115.7	7.8 7.7	7.8	7.9	14.0 13.9	14.0	10.5	9.8 9.8	9.8	10.9
					Middle	6.5	26.3 26.4	26.4	7.8 7.8	7.8	32.8 32.8	32.8	120.4 117.7	119.1	8.1 7.9	8.0		7.7 7.5	7.6		11.0 11.0	11.0	
					Bottom	12	26.3 26.3	26.3	7.8 7.9	7.9	32.8 32.9	32.9	118.3 117.5	117.9	7.9 7.9	7.9	7.9	9.3 10.4	9.9		12.0 12.0	12.0	
10-Oct-11	Cloudy	Moderate	12:26	12.9	Surface	1	26.7 26.6	26.7	7.8 7.8	7.8	32.8 32.9	32.9	75.6 73.8	74.7	5.0 4.9	5.0	5.0	3.6 3.8	3.7	9.5	20.0 20.0	20.0	14.3
					Middle	6.5	26.7 26.6	26.7	7.8 7.8	7.8	32.8 32.9	32.9	75.3 73.3	74.3	5.0 4.9	5.0		9.4 8.9	9.2		13.0 13.0	13.0	
					Bottom	12	26.7 26.6	26.7	7.8 7.8	7.8	32.9 32.9	32.9	74.7 73.0	73.9	5.0 4.9	5.0	5.0	15.3 16.1	15.7		9.8 9.8	9.8	
12-Oct-11	Rainy	Moderate	13:45	11	Surface	1	26.6 26.6	26.6	7.8 7.9	7.9	32.0 32.4	32.2	90.1 85.2	87.7	6.0 5.7	5.9	5.9	8.6 9.8	9.2	15.3	4.1 4.0	4.1	5.5
					Middle	5.5	26.4 26.5	26.5	7.9 7.9	7.9	32.1 32.5	32.3	89.9 84.8	87.4	6.1 5.7	5.9		11.4 11.3	11.4		7.7 7.3	7.5	
					Bottom	10	26.3 26.3	26.3	7.9 7.9	7.9	32.5 32.6	32.6	85.3 84.2	84.8	5.7 5.7	5.7	5.7	25.4 24.9	25.2		5.0 4.9	5.0	
14-Oct-11	Cloudy	Moderate	13:20	8.3	Surface	1	26.5 26.5	26.5	7.8 7.8	7.8	29.5 29.5	29.5	89.9 89.9	89.9	6.1 6.1	6.1	5.9	17.3 17.2	17.3	13.0	10.0 9.9	10.0	9.1
					Middle	4	26.6 26.6	26.6	7.8 7.8	7.8	30.4 30.4	30.4	82.2 82.2	82.2	5.6 5.6	5.6		9.9 9.8	9.9		8.4 8.7	8.6	
					Bottom	7	26.7 26.7	26.7	7.8 7.8	7.8	30.8 30.8	30.8	79.9 79.4	79.7	5.4 5.4	5.4	5.4	11.6 11.8	11.7		8.9 8.9	8.9	
16-Oct-11	Sunny	Moderate	13:51	10	Surface	1	26.2 26.2	26.2	7.9 7.9	7.9	30.0 30.0	30.0	79.5 79.7	79.6	6.1 6.1	6.1	6.0	5.1 5.0	5.1	7.4	8.7 8.9	8.8	9.6
					Middle	5	26.3 26.3	26.3	7.9 7.9	7.9	30.6 30.6	30.6	77.2 77.2	77.2	5.9 5.9	5.9		7.4 7.4	7.4		11.0 11.0	11.0	
					Bottom	9	26.4 26.4	26.4	7.9 7.9	7.9	30.9 30.9	30.9	75.2 74.8	75.0	5.7 5.7	5.7	5.7	9.8 9.7	9.8		9.0 9.0	9.0	
18-Oct-11	Sunny	Moderate	15:06	11	Surface	1	26.8 26.8	26.8	8.1 8.1	8.1	32.9 32.9	32.9	100.5 100.4	100.5	6.7 6.7	6.7	6.8	7.1 7.1	7.1	12.7	6.8 6.8	6.8	7.3
					Middle	5.5	26.4 26.4	26.4	8.1 8.1	8.1	33.1 33.1	33.1	101.4 101.3	101.4	6.8 6.8	6.8		11.7 11.7	11.7		7.1 7.2	7.2	
					Bottom	10	26.3 26.3	26.3	8.1 8.1	8.1	33.1 33.1	33.1	100.5 99.0	99.8	6.7 6.6	6.7	6.7	20.6 18.2	19.4		7.9 7.8	7.9	
22-Oct-11	Sunny	Moderate	09:18	8.1	Surface	1	26.3 26.3	26.3	7.9 7.9	7.9	34.1 32.7	33.4	76.0 76.0	76.0	5.7 5.8	5.8	5.6	3.6 3.6	3.6	6.9	11.0 11.0	11.0	10.7
					Middle	4	26.1 26.1	26.1	7.9 7.8	7.9	33.6 32.8	33.2	69.5 69.5	69.5	5.3 5.3	5.3		4.8 4.8	4.8		8.1 8.1	8.1	
					Bottom	7	26.1 26.1	26.1	7.8 7.8	7.8	30.4 29.7	30.1	61.1 61.1	61.1	4.7 4.7	4.7	4.7	12.6 11.8	12.2		13.0 13.0	13.0	
25-Oct-11	Sunny	Moderate	12:03	9.1	Surface	1	26.3 26.3	26.3	7.9 7.9	7.9	24.9 25.1	25.0	76.1 76.1	76.1	5.8 5.8	5.8	5.9	3.3 3.5	3.4	2.7	5.4 5.3	5.4	4.7
					Middle	4.5	26.3 26.4	26.4	7.9 7.9	7.9	24.9 24.9	24.9	79.2 78.9	79.1	6.0 6.0	6.0		2.2 2.2	2.2		4.5 4.5	4.5	
					Bottom	8	26.3 26.3	26.3	7.9 7.9	7.9	25.0 25.0	25.0	78.7 78.4	78.6	6.0 6.0	6.0	6.0	2.5 2.5	2.5		4.3 4.1	4.2	

Remarks: * DA: Depth-Averaged
** Calm: Small or no wave; Moderate: Between calm and rough; Rough : White capped or rougher

Water Quality Monitoring Results at IS15 - Mid-Ebb Tide

Date	Weather Condition	Sea Condition**	Sampling Time	Water Depth (m)	Sampling Depth (m)		Water Temperature (°C)		pH		Salinity ppt		DO Saturation (%)		Dissolved Oxygen (mg/L)			Turbidity(NTU)			Suspended Solids (mg/L)		
							Value	Average	Value	Average	Value	Average	Value	Average	Value	Average	DA*	Value	Average	DA*	Value	Average	DA*
27-Oct-11	Cloudy	Moderate	12:08	11.1	Surface	1	27.4 27.4	27.4	7.6 7.6	7.6	33.8 33.9	33.9	89.3 89.3	89.3	6.3 6.3	6.3	6.4	6.7 6.7	6.7	12.3	5.3 5.6	5.5	6.5
					Middle	5.5	27.1 27.0	27.1	7.6 7.7	7.7	34.0 34.0	34.0	90.5 90.4	90.5	6.4 6.4	6.4		11.3 11.3	11.3		5.9 5.8	5.9	
					Bottom	10	27.0 27.0	27.0	7.7 7.7	7.7	34.0 34.0	34.0	89.8 88.5	89.2	6.3 6.2	6.3	6.3	20.2 17.8	19.0		8.3 8.3	8.3	
29-Oct-11	Sunny	Moderate	14:01	8.2	Surface	1	26.3 26.3	26.3	7.9 7.9	7.9	31.1 29.7	30.4	76.0 76.0	76.0	5.7 5.8	5.8	5.6	3.6 3.6	3.6	6.9	4.9 4.8	4.9	6.5
					Middle	4	26.1 26.1	26.1	7.9 7.8	7.9	30.6 29.8	30.2	69.5 69.5	69.5	5.3 5.3	5.3		4.8 4.8	4.8		7.1 7.0	7.1	
					Bottom	7	26.1 26.1	26.1	7.8 7.8	7.8	27.4 26.7	27.1	61.1 61.1	61.1	4.7 4.7	4.7	4.7	12.6 11.8	12.2		7.8 7.6	7.7	
31-Oct-11	Sunny	Moderate	15:38	10.1	Surface	1	25.9 25.9	25.9	7.9 7.9	7.9	24.9 24.9	24.9	79.5 79.7	79.6	6.1 6.1	6.1	6.0	3.9 3.8	3.9	6.2	17.0 17.0	17.0	19.7
					Middle	5	26.1 26.1	26.1	7.9 7.9	7.9	25.5 25.5	25.5	77.2 77.2	77.2	5.9 5.9	5.9		6.2 6.2	6.2		25.0 24.0	24.5	
					Bottom	9	26.2 26.2	26.2	7.9 7.9	7.9	25.8 25.8	25.8	75.2 74.8	75.0	5.7 5.7	5.7	5.7	8.6 8.5	8.6		17.0 18.0	17.5	

Remarks: * DA: Depth-Averaged
** Calm: Small or no wave; Moderate: Between calm and rough; Rough : White capped or rougher

Water Quality Monitoring Results at IS15 - Mid-Flood Tide

Date	Weather Condition	Sea Condition**	Sampling Time	Water Depth (m)	Sampling Depth (m)		Water Temperature (°C)		pH		Salinity ppt		DO Saturation (%)		Dissolved Oxygen (mg/L)			Turbidity(NTU)			Suspended Solids (mg/L)		
							Value	Average	Value	Average	Value	Average	Value	Average	Value	Average	DA*	Value	Average	DA*	Value	Average	DA*
6-Oct-11	Fine	Moderate	15:38	11	Surface	1	26.6 26.6	26.6	7.8 7.8	7.8	33.0 33.1	33.1	91.4 91.3	91.4	6.1 6.1	6.1	6.2	7.0 7.0	7.0	12.6	17.0 17.0	17.0	16.5
					Middle	5.5	26.3 26.2	26.3	7.9 7.9	7.9	33.2 33.2	33.2	92.2 92.1	92.2	6.2 6.2	6.2		11.6 11.6	11.6		13.0 14.0	13.5	
					Bottom	10	26.2 26.2	26.2	7.9 7.9	7.9	33.2 33.2	33.2	91.4 90.0	90.7	6.1 6.0	6.1	6.1	20.5 18.1	19.3		19.0 19.0	19.0	
8-Oct-11	Sunny	Moderate	16:18	11	Surface	1	26.3 26.2	26.3	7.8 7.8	7.8	32.6 32.6	32.6	128.3 125.4	126.9	8.6 8.4	8.5	8.5	4.2 4.2	4.2	7.9	6.3 6.3	6.3	10.1
					Middle	5.5	26.2 26.2	26.2	7.8 7.8	7.8	32.7 32.7	32.7	126.9 125.6	126.3	8.5 8.4	8.5		8.2 9.4	8.8		6.0 6.0	6.0	
					Bottom	10	26.4 26.4	26.4	7.9 7.9	7.9	32.7 32.7	32.7	129.8 127.3	128.6	8.7 8.5	8.6	8.6	10.7 10.4	10.6		18.0 18.0	18.0	
10-Oct-11	Cloudy	Moderate	17:38	11	Surface	1	27.0 26.5	26.8	7.8 7.8	7.8	31.8 32.6	32.2	80.0 76.5	78.3	5.3 5.1	5.2	5.4	5.6 5.1	5.4	9.5	10.0 9.9	10.0	9.0
					Middle	5.5	26.6 26.7	26.7	7.8 7.8	7.8	32.4 31.6	32.0	77.7 88.8	83.3	5.2 6.0	5.6		8.6 9.2	8.9		6.9 7.0	7.0	
					Bottom	10	26.5 26.8	26.7	7.8 7.8	7.8	32.4 31.5	32.0	77.5 86.5	82.0	5.2 5.8	5.5	5.5	14.8 13.7	14.3		10.0 10.0	10.0	
12-Oct-11	Rainy	Moderate	17:57	11	Surface	1	26.6 26.6	26.6	7.8 7.8	7.8	31.3 31.7	31.5	90.6 86.7	88.7	6.1 5.8	6.0	6.0	8.2 8.2	8.2	13.8	5.7 5.7	5.7	6.3
					Middle	5.5	26.4 26.5	26.5	7.9 7.9	7.9	31.4 32.0	31.7	91.0 86.0	88.5	6.2 5.8	6.0		12.8 12.8	12.8		5.6 5.6	5.6	
					Bottom	10	26.4 26.4	26.4	7.9 7.9	7.9	31.8 32.0	31.9	86.8 84.7	85.8	5.8 5.7	5.8	5.8	21.7 19.3	20.5		7.8 7.6	7.7	
14-Oct-11	Cloudy	Moderate	08:57	9.8	Surface	1	26.6 26.6	26.6	7.8 7.8	7.8	31.0 31.0	31.0	87.5 87.5	87.5	5.9 5.9	5.9	5.6	5.9 5.8	5.9	9.5	7.4 7.4	7.4	9.1
					Middle	5	26.6 26.6	26.6	7.8 7.8	7.8	31.6 31.6	31.6	79.6 79.3	79.5	5.3 5.3	5.3		9.0 9.0	9.0		7.8 8.0	7.9	
					Bottom	9	26.7 26.7	26.7	7.8 7.8	7.8	31.9 31.9	31.9	78.2 77.9	78.1	5.2 5.2	5.2	5.2	13.3 13.7	13.5		12.0 12.0	12.0	
16-Oct-11	Sunny	Moderate	10:45	10.9	Surface	1	26.2 26.2	26.2	7.9 7.9	7.9	30.2 30.2	30.2	81.8 80.8	81.3	6.3 6.2	6.3	6.1	6.5 6.2	6.4	16.2	14.0 14.0	14.0	15.7
					Middle	5.5	26.3 26.3	26.3	7.9 7.9	7.9	30.5 30.5	30.5	76.1 76.1	76.1	5.8 5.8	5.8		7.7 7.4	7.6		17.0 17.0	17.0	
					Bottom	10	26.4 26.4	26.4	7.9 7.9	7.9	30.9 30.9	30.9	74.0 74.0	74.0	5.6 5.6	5.6	5.6	36.9 32.0	34.5		16.0 16.0	16.0	
18-Oct-11	Sunny	Moderate	11:48	11	Surface	1	26.4 26.3	26.4	8.1 8.1	8.1	33.0 33.0	33.0	101.9 100.3	101.1	6.8 6.7	6.8	6.8	7.6 8.8	8.2	14.3	8.5 8.6	8.6	8.5
					Middle	5.5	26.0 26.0	26.0	8.1 8.1	8.1	33.1 33.1	33.1	101.6 100.6	101.1	6.8 6.7	6.8		10.4 10.3	10.4		10.0 9.9	10.0	
					Bottom	10	25.8 25.8	25.8	8.1 8.1	8.1	33.2 33.2	33.2	100.1 99.6	99.9	6.7 6.7	6.7	6.7	24.4 23.9	24.2		7.2 6.9	7.1	
22-Oct-11	Sunny	Moderate	15:17	9.2	Surface	1	26.4 26.4	26.4	7.9 7.9	7.9	30.1 31.3	30.7	73.8 74.9	74.4	5.7 5.7	5.7	5.4	3.6 3.6	3.6	6.0	12.0 12.0	12.0	14.3
					Middle	4.5	26.1 26.1	26.1	7.8 7.8	7.8	30.3 31.0	30.7	66.5 66.5	66.5	5.1 5.1	5.1		4.3 4.4	4.4		12.0 11.0	11.5	
					Bottom	8	26.1 26.1	26.1	7.8 7.8	7.8	29.4 29.8	29.6	59.1 59.1	59.1	4.6 4.6	4.6	4.6	10.1 9.7	9.9		19.0 20.0	19.5	
25-Oct-11	Sunny	Moderate	16:51	9.3	Surface	1	26.5 26.5	26.5	7.9 7.9	7.9	24.9 25.1	25.0	77.2 77.2	77.2	5.9 5.9	5.9	6.0	3.6 3.8	3.7	3.0	9.4 9.4	9.4	6.1
					Middle	4.5	26.5 26.5	26.5	7.9 7.9	7.9	25.0 25.0	25.0	80.4 80.1	80.3	6.1 6.1	6.1		2.5 2.5	2.5		6.1 6.1	6.1	
					Bottom	8	26.4 26.5	26.5	7.9 7.9	7.9	25.1 25.1	25.1	79.6 79.6	79.6	6.1 6.1	6.1	6.1	2.8 2.8	2.8		2.9 2.8	2.9	

Remarks: * DA: Depth-Averaged
** Calm: Small or no wave; Moderate: Between calm and rough; Rough : White capped or rougher

Water Quality Monitoring Results at IS15 - Mid-Flood Tide

Date	Weather Condition	Sea Condition**	Sampling Time	Water Depth (m)	Sampling Depth (m)		Water Temperature (°C)		pH		Salinity ppt		DO Saturation (%)		Dissolved Oxygen (mg/L)			Turbidity(NTU)			Suspended Solids (mg/L)		
							Value	Average	Value	Average	Value	Average	Value	Average	Value	Average	DA*	Value	Average	DA*	Value	Average	DA*
27-Oct-11	Cloudy	Moderate	08:16	10.9	Surface	1	27.4 27.4	27.4	7.6 7.6	7.6	33.9 33.9	33.9	90.5 89.1	89.8	6.4 6.3	6.4	6.4	7.1 8.3	7.7	13.8	5.7 5.5	5.6	8.8
					Middle	5.5	27.0 27.1	27.1	7.6 7.7	7.7	34.0 34.0	34.0	90.7 89.8	90.3	6.4 6.3	6.4		9.9 9.8	9.9		7.8 7.7	7.8	
					Bottom	10	26.8 26.8	26.8	7.7 7.7	7.7	34.1 34.1	34.1	89.7 89.3	89.5	6.3 6.3	6.3	6.3	23.9 23.4	23.7		13.0 13.0	13.0	
29-Oct-11	Sunny	Moderate	09:45	9.3	Surface	1	26.3 26.4	26.4	7.9 7.9	7.9	24.9 24.8	24.9	71.3 71.1	71.2	5.4 5.4	5.4	5.5	3.3 3.0	3.2	2.6	7.8 7.7	7.8	8.3
					Middle	4.5	26.3 26.4	26.4	7.9 7.9	7.9	24.9 24.8	24.9	73.7 73.9	73.8	5.6 5.6	5.6		2.2 2.0	2.1		11.0 11.0	11.0	
					Bottom	8	26.3 26.3	26.3	7.9 7.9	7.9	25.0 25.0	25.0	73.4 72.9	73.2	5.6 5.5	5.6	5.6	2.5 2.3	2.4		6.3 6.2	6.3	
31-Oct-11	Sunny	Moderate	11:40	11	Surface	1	26.2 26.2	26.2	7.9 7.9	7.9	25.2 25.2	25.2	81.8 80.8	81.3	6.3 6.2	6.3	6.1	5.3 5.0	5.2	8.4	26.0 26.0	26.0	18.5
					Middle	5.5	26.3 26.3	26.3	7.9 7.9	7.9	25.5 25.5	25.5	76.1 76.1	76.1	5.8 5.8	5.8		6.5 6.2	6.4		14.0 14.0	14.0	
					Bottom	10	26.4 26.4	26.4	7.9 7.9	7.9	25.9 25.9	25.9	74.0 74.0	74.0	5.6 5.6	5.6	5.6	13.7 13.5	13.6		15.0 16.0	15.5	

Remarks: * DA: Depth-Averaged
** Calm: Small or no wave; Moderate: Between calm and rough; Rough : White capped or rougher

Water Quality Monitoring Results at IS(Mf)16 - Mid-Ebb Tide

Date	Weather Condition	Sea Condition**	Sampling Time	Water Depth (m)	Sampling Depth (m)		Water Temperature (°C)		pH		Salinity ppt		DO Saturation (%)		Dissolved Oxygen (mg/L)			Turbidity(NTU)			Suspended Solids (mg/L)		
							Value	Average	Value	Average	Value	Average	Value	Average	Value	Average	DA*	Value	Average	DA*	Value	Average	DA*
6-Oct-11	Fine	Moderate	07:40	7	Surface	1	26.0 26.0	26.0	7.7 7.7	7.7	26.3 26.3	26.3	82.8 82.7	82.8	6.3 6.3	6.3	6.3	7.5 7.4	7.5	10.5	8.2 8.4	8.3	12.4
					Middle	3.5	25.9 25.9	25.9	7.7 7.7	7.7	26.3 26.3	26.3	82.5 82.2	82.4	6.3 6.3	6.3		8.7 9.9	9.3		12.0 12.0	12.0	
					Bottom	6	25.8 25.8	25.8	7.7 7.7	7.7	26.3 26.3	26.3	81.9 81.9	81.9	6.3 6.3	6.3	6.3	14.3 15.2	14.8		17.0 17.0	17.0	
8-Oct-11	Sunny	Moderate	09:29	7	Surface	1	26.4 26.4	26.4	8.0 8.0	8.0	32.7 32.7	32.7	85.5 85.4	85.5	6.4 6.4	6.4	6.5	6.5 6.6	6.6	10.4	7.2 7.3	7.3	28.3
					Middle	3.5	26.2 26.2	26.2	8.0 8.0	8.0	32.8 32.8	32.8	86.9 86.7	86.8	6.6 6.6	6.6		5.1 5.2	5.2		9.5 9.5	9.5	
					Bottom	6	26.1 26.1	26.1	8.0 8.0	8.0	32.9 32.9	32.9	86.2 86.2	86.2	6.5 6.5	6.5	6.5	18.7 19.9	19.3		69.0 67.0	68.0	
10-Oct-11	Cloudy	Moderate	10:50	6.2	Surface	1	26.5 26.5	26.5	8.0 8.0	8.0	32.7 32.7	32.7	105.2 103.3	104.3	7.1 6.9	7.0	7.0	4.0 3.8	3.9	5.6	6.5 6.4	6.5	7.1
					Middle	3	26.5 26.5	26.5	8.0 8.0	8.0	32.7 32.7	32.7	102.7 101.9	102.3	6.9 6.8	6.9		5.3 5.1	5.2		6.7 7.0	6.9	
					Bottom	5	26.5 26.5	26.5	8.0 8.0	8.0	32.7 32.7	32.7	101.5 100.6	101.1	6.8 6.8	6.8	6.8	7.1 8.0	7.6		8.2 7.9	8.1	
12-Oct-11	Rainy	Moderate	11:59	7	Surface	1	26.3 26.3	26.3	8.0 8.0	8.0	31.6 31.6	31.6	92.6 92.5	92.6	6.3 6.3	6.3	6.2	4.2 4.5	4.4	7.9	7.3 7.2	7.3	7.5
					Middle	3.5	26.3 26.3	26.3	8.0 8.0	8.0	31.9 31.9	31.9	89.5 89.2	89.4	6.0 6.0	6.0		6.9 7.2	7.1		8.4 8.3	8.4	
					Bottom	6	26.3 26.3	26.3	8.0 8.0	8.0	32.0 32.0	32.0	87.4 87.5	87.5	5.9 5.9	5.9	5.9	11.8 12.3	12.1		7.0 6.8	6.9	
14-Oct-11	Cloudy	Moderate	14:26	5.4	Surface	1	26.7 26.6	26.7	8.0 8.0	8.0	28.7 29.1	28.9	79.7 79.6	79.7	5.4 5.4	5.4	5.4	6.7 7.4	7.1	8.7	7.1 7.0	7.1	6.9
					Middle	-	- -	-	- -	-	- -	-	- -	-	- -	-		- -	-		- -	-	
					Bottom	4	26.5 26.5	26.5	8.0 8.0	8.0	30.3 30.0	30.2	80.5 80.3	80.4	5.5 5.4	5.5	5.5	10.2 10.3	10.3		6.7 6.7	6.7	
16-Oct-11	Sunny	Moderate	15:13	5.3	Surface	1	26.5 26.5	26.5	8.0 8.0	8.0	30.5 30.5	30.5	65.7 65.4	65.6	4.5 4.5	4.5	4.5	5.3 4.5	4.9	4.6	9.0 9.1	9.1	8.9
					Middle	-	- -	-	- -	-	- -	-	- -	-	- -	-		- -	-		- -	-	
					Bottom	4	26.6 26.4	26.5	8.0 8.0	8.0	32.6 32.5	32.6	64.7 63.8	64.3	4.4 4.3	4.4	4.4	4.1 4.2	4.2		8.8 8.6	8.7	
18-Oct-11	Sunny	Moderate	15:59	6.8	Surface	1	26.4 26.4	26.4	7.9 7.9	7.9	30.2 30.1	30.2	85.8 85.8	85.8	6.5 6.5	6.5	6.3	7.7 7.4	7.6	9.9	9.8 10.0	9.9	9.8
					Middle	3.5	26.5 26.4	26.5	7.9 7.9	7.9	30.8 30.8	30.8	81.2 80.4	80.8	6.1 6.0	6.1		7.9 8.0	8.0		7.5 7.6	7.6	
					Bottom	6	26.4 26.4	26.4	7.8 7.8	7.8	31.1 31.1	31.1	74.8 74.0	74.4	5.6 5.6	5.6	5.6	13.8 14.2	14.0		12.0 12.0	12.0	
22-Oct-11	Sunny	Moderate	07:30	6.9	Surface	1	26.2 26.2	26.2	8.3 8.3	8.3	29.1 29.1	29.1	124.0 116.5	120.3	8.5 8.0	8.3	7.3	3.9 4.6	4.3	13.3	5.6 5.7	5.7	5.6
					Middle	3.5	26.1 26.1	26.1	8.1 8.1	8.1	30.3 30.3	30.3	93.2 88.7	91.0	6.4 6.1	6.3		13.2 13.8	13.5		4.8 4.8	4.8	
					Bottom	6	26.1 26.1	26.1	8.1 8.1	8.1	30.6 30.5	30.6	88.9 87.8	88.4	6.1 6.0	6.1	6.1	20.3 23.9	22.1		6.4 6.3	6.4	
25-Oct-11	Sunny	Moderate	10:21	6.2	Surface	1	26.3 26.3	26.3	8.3 8.3	8.3	28.7 28.7	28.7	94.6 92.9	93.8	6.3 6.2	6.3	6.3	4.4 4.2	4.3	6.0	14.0 13.0	13.5	11.7
					Middle	3	26.3 26.3	26.3	8.3 8.3	8.3	28.7 28.7	28.7	92.4 91.7	92.1	6.2 6.1	6.2		5.7 5.5	5.6		10.0 11.0	10.5	
					Bottom	5	26.3 26.3	26.3	8.3 8.3	8.3	28.7 28.7	28.7	91.3 90.5	90.9	6.1 6.1	6.1	6.1	7.5 8.4	8.0		11.0 11.0	11.0	

Remarks: * DA: Depth-Averaged
** Calm: Small or no wave; Moderate: Between calm and rough; Rough : White capped or rougher

Water Quality Monitoring Results at IS(Mf)16 - Mid-Ebb Tide

Date	Weather Condition	Sea Condition**	Sampling Time	Water Depth (m)	Sampling Depth (m)		Water Temperature (°C)		pH		Salinity ppt		DO Saturation (%)		Dissolved Oxygen (mg/L)			Turbidity(NTU)			Suspended Solids (mg/L)		
							Value	Average	Value	Average	Value	Average	Value	Average	Value	Average	DA*	Value	Average	DA*	Value	Average	DA*
27-Oct-11	Cloudy	Moderate	14:36	5.2	Surface	1	26.1 26.1	26.1	8.1 8.1	8.1	30.9 30.9	30.9	100.6 99.8	100.2	6.9 6.8	6.9	6.9	7.5 7.6	7.6	10.4	8.4 8.3	8.4	9.0
					Middle	-	- -	-	- -	-	- -	-	- -	-	- -	-		- -	-		- -	-	
					Bottom	4	25.9 25.9	25.9	8.1 8.1	8.1	30.9 30.9	30.9	99.7 99.5	99.6	6.8 6.8	6.8	6.8	14.1 12.3	13.2		9.9 9.5	9.7	
29-Oct-11	Sunny	Moderate	15:34	5.2	Surface	1	26.1 26.1	26.1	8.1 8.1	8.1	28.9 30.2	29.6	91.9 91.9	91.9	6.3 6.3	6.3	6.3	12.5 12.5	12.5	12.0	18.0 18.0	18.0	15.5
					Middle	-	- -	-	- -	-	- -	-	- -	-	- -	-		- -	-		- -	-	
					Bottom	4	26.1 26.1	26.1	8.1 8.1	8.1	30.2 30.2	30.2	91.6 91.6	91.6	6.2 6.2	6.2	6.2	11.3 11.5	11.4		13.0 13.0	13.0	
31-Oct-11	Sunny	Moderate	16:56	5.3	Surface	1	26.0 26.0	26.0	8.1 8.1	8.1	29.6 29.5	29.6	83.1 82.5	82.8	5.7 5.6	5.7	5.7	7.2 7.1	7.2	7.4	11.0 11.0	11.0	12.5
					Middle	-	- -	-	- -	-	- -	-	- -	-	- -	-		- -	-		- -	-	
					Bottom	4	25.8 25.8	25.8	8.1 8.1	8.1	30.1 30.1	30.1	74.1 74.4	74.3	5.1 5.1	5.1	5.1	7.5 7.5	7.5		14.0 14.0	14.0	

Remarks: * DA: Depth-Averaged
** Calm: Small or no wave; Moderate: Between calm and rough; Rough : White capped or rougher

Water Quality Monitoring Results at IS(Mf)16 - Mid-Flood Tide

Date	Weather Condition	Sea Condition**	Sampling Time	Water Depth (m)	Sampling Depth (m)		Water Temperature (°C)		pH		Salinity ppt		DO Saturation (%)		Dissolved Oxygen (mg/L)			Turbidity(NTU)			Suspended Solids (mg/L)		
							Value	Average	Value	Average	Value	Average	Value	Average	Value	Average	DA*	Value	Average	DA*	Value	Average	DA*
6-Oct-11	Fine	Moderate	17:41	6	Surface	1	26.1 26.1	26.1	7.7 7.7	7.7	26.3 26.4	26.4	79.6 79.2	79.4	6.0 6.0	6.0	6.0	9.0 9.1	9.1	12.2	14.0 14.0	14.0	12.5
					Middle	3	26.1 26.1	26.1	7.7 7.7	7.7	26.3 25.8	26.1	79.3 79.2	79.3	6.0 6.0	6.0		10.1 10.2	10.2		12.0 12.0	12.0	
					Bottom	5	26.1 26.1	26.1	7.8 7.8	7.8	26.4 25.8	26.1	79.1 79.1	79.1	6.0 6.0	6.0	6.0	17.1 17.3	17.2		12.0 11.0	11.5	
8-Oct-11	Sunny	Moderate	18:25	7	Surface	1	26.4 26.4	26.4	8.0 8.0	8.0	33.0 30.8	31.9	92.4 92.2	92.3	7.0 7.0	7.0	7.0	8.2 8.1	8.2	10.3	13.0 14.0	13.5	13.2
					Middle	3.5	26.4 26.4	26.4	8.0 8.0	8.0	33.0 33.0	33.0	91.9 92.0	92.0	6.9 6.9	6.9		9.3 9.7	9.5		12.0 13.0	12.5	
					Bottom	6	26.4 26.4	26.4	8.0 8.0	8.0	33.0 33.0	33.0	92.1 92.2	92.2	6.9 6.9	6.9	6.9	12.8 13.5	13.2		13.0 14.0	13.5	
10-Oct-11	Cloudy	Moderate	19:23	6.2	Surface	1	26.5 26.5	26.5	8.0 8.0	8.0	30.6 32.3	31.5	99.5 99.4	99.5	6.7 6.7	6.7	6.7	4.1 4.0	4.1	5.9	9.8 9.5	9.7	10.6
					Middle	3	26.5 26.5	26.5	8.0 8.0	8.0	32.3 32.3	32.3	99.6 99.1	99.4	6.7 6.7	6.7		5.5 5.7	5.6		14.0 13.0	13.5	
					Bottom	5	26.5 26.5	26.5	8.0 8.0	8.0	32.3 32.3	32.3	99.6 99.3	99.5	6.7 6.7	6.7	6.7	7.4 8.7	8.1		8.6 8.8	8.7	
12-Oct-11	Rainy	Moderate	19:26	7	Surface	1	26.4 26.4	26.4	8.0 8.0	8.0	29.8 31.4	30.6	91.9 91.9	91.9	6.3 6.2	6.3	6.3	4.5 4.5	4.5	6.3	6.9 7.0	7.0	6.3
					Middle	3.5	26.3 26.3	26.3	8.0 8.0	8.0	31.5 31.4	31.5	92.3 92.3	92.3	6.2 6.2	6.2		5.4 5.3	5.4		6.3 6.1	6.2	
					Bottom	6	26.3 26.3	26.3	8.0 8.0	8.0	31.5 31.5	31.5	92.5 92.5	92.5	6.3 6.3	6.3	6.3	9.2 8.9	9.1		5.6 5.7	5.7	
14-Oct-11	Cloudy	Moderate	07:13	6.1	Surface	1	26.4 26.4	26.4	8.0 8.0	8.0	30.2 30.1	30.2	80.5 79.9	80.2	5.5 5.4	5.5	5.5	10.1 11.2	10.7	14.8	13.0 12.0	12.5	12.2
					Middle	3	26.4 26.5	26.5	8.0 8.0	8.0	30.1 30.2	30.2	80.0 79.6	79.8	5.4 5.4	5.4		14.7 15.0	14.9		14.0 14.0	14.0	
					Bottom	5	26.4 26.4	26.4	8.0 8.0	8.0	30.2 30.1	30.2	79.8 79.3	79.6	5.4 5.4	5.4	5.4	18.7 18.9	18.8		10.0 10.0	10.0	
16-Oct-11	Sunny	Moderate	08:57	6.2	Surface	1	26.1 26.1	26.1	8.0 8.0	8.0	30.5 30.4	30.5	79.1 78.4	78.8	5.4 5.4	5.4	5.3	4.7 4.8	4.8	18.1	6.0 5.9	6.0	6.2
					Middle	3	26.2 26.2	26.2	8.0 8.0	8.0	31.0 30.9	31.0	75.6 76.5	76.1	5.2 5.2	5.2		9.5 9.7	9.6		5.5 5.4	5.5	
					Bottom	5	26.3 26.3	26.3	8.0 8.0	8.0	31.3 31.5	31.4	75.6 74.3	75.0	5.2 5.1	5.2	5.2	39.9 39.6	39.8		7.2 7.3	7.3	
18-Oct-11	Sunny	Moderate	10:17	6.8	Surface	1	26.4 26.4	26.4	7.8 7.8	7.8	29.0 29.0	29.0	86.4 86.4	86.4	6.6 6.6	6.6	6.5	5.1 4.9	5.0	18.4	6.2 6.2	6.2	7.1
					Middle	3.5	26.1 26.1	26.1	7.8 7.8	7.8	29.7 29.7	29.7	84.1 84.1	84.1	6.4 6.4	6.4		10.9 10.9	10.9		7.5 7.5	7.5	
					Bottom	6	26.2 26.2	26.2	7.8 7.8	7.8	29.8 29.8	29.8	79.7 79.7	79.7	6.1 6.1	6.1	6.1	40.8 37.8	39.3		7.5 7.6	7.6	
22-Oct-11	Sunny	Moderate	16:44	6.2	Surface	1	26.2 26.2	26.2	8.6 8.6	8.6	29.1 29.1	29.1	111.6 104.8	108.2	7.7 7.2	7.5	6.6	2.9 3.6	3.3	12.4	14.0 14.0	14.0	13.4
					Middle	3	26.1 26.1	26.1	8.4 8.4	8.4	30.3 30.3	30.3	83.8 79.8	81.8	5.7 5.5	5.6		12.6 12.8	12.7		17.0 17.0	17.0	
					Bottom	5	26.1 26.1	26.1	8.4 8.4	8.4	30.6 30.5	30.6	80.0 79.0	79.5	5.5 5.4	5.5	5.5	19.3 22.9	21.1		9.2 9.0	9.1	
25-Oct-11	Sunny	Moderate	18:53	5.4	Surface	1	26.3 26.3	26.3	8.3 8.3	8.3	26.6 28.3	27.5	89.5 89.4	89.5	6.1 6.0	6.1	6.1	4.5 4.4	4.5	6.5	6.6 6.7	6.7	6.5
					Middle	-	- -	-	- -	-	- -	-	- -	-	- -	-		- -	-		- -	-	
					Bottom	4	26.3 26.3	26.3	8.3 8.3	8.3	28.3 28.3	28.3	89.6 89.3	89.5	6.0 6.0	6.0	6.0	7.8 9.1	8.5		6.4 6.3	6.4	

Remarks: * DA: Depth-Averaged
** Calm: Small or no wave; Moderate: Between calm and rough; Rough : White capped or rougher

Water Quality Monitoring Results at IS(Mf)16 - Mid-Flood Tide

Date	Weather Condition	Sea Condition**	Sampling Time	Water Depth (m)	Sampling Depth (m)		Water Temperature (°C)		pH		Salinity ppt		DO Saturation (%)		Dissolved Oxygen (mg/L)			Turbidity(NTU)			Suspended Solids (mg/L)		
							Value	Average	Value	Average	Value	Average	Value	Average	Value	Average	DA*	Value	Average	DA*	Value	Average	DA*
27-Oct-11	Cloudy	Moderate	06:02	5.3	Surface	1	25.8 25.8	25.8	8.0 8.1	8.1	31.0 31.0	31.0	100.9 100.8	100.9	6.9 6.9	6.9	6.9	4.6 5.1	4.9	8.2	9.0 9.1	9.1	11.8
					Middle	-	- -	-	- -	-	- -	-	- -	-	- -	-		- -	-		- -	-	
					Bottom	4	25.9 25.9	25.9	8.1 8.1	8.1	31.2 31.2	31.2	100.6 100.5	100.6	6.9 6.9	6.9	6.9	11.2 11.6	11.4		15.0 14.0	14.5	
29-Oct-11	Sunny	Moderate	08:03	5.3	Surface	1	25.9 25.9	25.9	8.1 8.1	8.1	29.9 29.9	29.9	84.2 84.2	84.2	5.8 5.8	5.8	5.8	7.5 7.6	7.6	9.9	15.0 15.0	15.0	15.0
					Middle	-	- -	-	- -	-	- -	-	- -	-	- -	-		- -	-		- -	-	
					Bottom	4	25.8 25.8	25.8	8.1 8.1	8.1	29.7 29.7	29.7	81.1 81.1	81.1	5.6 5.6	5.6	5.6	12.2 11.9	12.1		15.0 15.0	15.0	
31-Oct-11	Sunny	Moderate	10:43	5.3	Surface	1	25.5 25.5	25.5	8.2 8.2	8.2	30.3 30.3	30.3	85.9 79.3	82.6	5.9 5.5	5.7	5.7	7.6 8.1	7.9	13.1	7.1 7.2	7.2	9.6
					Middle	-	- -	-	- -	-	- -	-	- -	-	- -	-		- -	-		- -	-	
					Bottom	4	25.5 25.5	25.5	8.2 8.2	8.2	30.3 30.2	30.3	82.6 78.3	80.5	5.7 5.4	5.6	5.6	18.1 18.3	18.2		12.0 12.0	12.0	

Remarks: * DA: Depth-Averaged
** Calm: Small or no wave; Moderate: Between calm and rough; Rough : White capped or rougher

Water Quality Monitoring Results at IS17 - Mid-Ebb Tide

Date	Weather Condition	Sea Condition**	Sampling Time	Water Depth (m)	Sampling Depth (m)		Water Temperature (°C)		pH		Salinity ppt		DO Saturation (%)		Dissolved Oxygen (mg/L)			Turbidity(NTU)			Suspended Solids (mg/L)		
							Value	Average	Value	Average	Value	Average	Value	Average	Value	Average	DA*	Value	Average	DA*	Value	Average	DA*
6-Oct-11	Fine	Moderate	08:03	11.3	Surface	1	25.9 25.9	25.9	7.7 7.7	7.7	26.4 26.4	26.4	86.4 86.0	86.2	6.6 6.5	6.6	6.6	10.7 10.7	10.7	23.0	12.0 12.0	12.0	20.3
					Middle	5.5	25.8 25.8	25.8	7.8 7.8	7.8	26.3 26.3	26.3	86.2 86.1	86.2	6.6 6.6	6.6		12.4 12.5	12.5		15.0 15.0	15.0	
					Bottom	10	25.8 25.8	25.8	7.8 7.8	7.8	26.3 26.3	26.3	84.5 84.3	84.4	6.4 6.4	6.4	6.4	49.4 41.9	45.7		34.0 34.0	34.0	
8-Oct-11	Sunny	Moderate	09:47	11	Surface	1	26.3 26.3	26.3	8.0 8.0	8.0	32.3 32.3	32.3	85.9 85.6	85.8	6.5 6.5	6.5	6.6	4.2 4.3	4.3	11.0	25.0 26.0	25.5	17.8
					Middle	5.5	26.1 26.1	26.1	8.0 8.0	8.0	32.9 32.9	32.9	87.0 86.8	86.9	6.6 6.6	6.6		4.4 4.2	4.3		11.0 11.0	11.0	
					Bottom	10	26.1 26.1	26.1	8.0 8.0	8.0	33.0 33.0	33.0	87.8 87.7	87.8	6.6 6.6	6.6	6.6	24.8 23.7	24.3		17.0 17.0	17.0	
10-Oct-11	Cloudy	Moderate	11:07	12	Surface	1	26.5 26.5	26.5	8.0 8.0	8.0	32.1 32.1	32.1	104.4 102.4	103.4	7.0 6.9	7.0	6.9	3.7 3.7	3.7	6.3	5.4 5.2	5.3	7.2
					Middle	6	26.5 26.5	26.5	8.0 8.0	8.0	32.7 32.5	32.6	101.1 100.0	100.6	6.8 6.7	6.8		5.4 5.2	5.3		10.0 10.0	10.0	
					Bottom	11	26.6 26.6	26.6	7.9 8.0	8.0	33.1 33.0	33.1	93.2 94.6	93.9	6.2 6.3	6.3	6.3	9.8 9.7	9.8		6.2 6.3	6.3	
12-Oct-11	Rainy	Moderate	12:17	11	Surface	1	26.3 26.3	26.3	8.0 8.0	8.0	31.1 31.1	31.1	98.4 98.3	98.4	6.7 6.7	6.7	6.5	4.4 4.3	4.4	7.2	9.7 9.8	9.8	9.9
					Middle	5.5	26.2 26.2	26.2	8.0 8.0	8.0	31.5 31.5	31.5	92.6 92.6	92.6	6.3 6.3	6.3		7.0 7.2	7.1		9.0 8.9	9.0	
					Bottom	10	26.4 26.4	26.4	8.0 8.0	8.0	32.3 32.4	32.4	87.3 87.3	87.3	5.9 5.9	5.9	5.9	9.2 11.1	10.2		11.0 11.0	11.0	
14-Oct-11	Cloudy	Moderate	14:11	12	Surface	1	27.2 26.9	27.1	7.9 7.9	7.9	25.9 25.7	25.8	82.4 80.4	81.4	5.6 5.5	5.6	5.5	4.5 4.7	4.6	8.7	3.2 3.1	3.2	2.9
					Middle	5.5	26.4 26.4	26.4	8.0 8.0	8.0	30.6 30.5	30.6	79.3 79.1	79.2	5.4 5.4	5.4		9.5 9.3	9.4		2.8 2.8	2.8	
					Bottom	10	26.4 26.4	26.4	8.0 8.0	8.0	31.1 31.0	31.1	78.0 78.2	78.1	5.3 5.3	5.3	5.3	12.6 11.4	12.0		2.6 2.7	2.7	
16-Oct-11	Sunny	Moderate	15:02	11.3	Surface	1	26.5 26.5	26.5	8.0 8.0	8.0	29.9 30.0	30.0	69.2 65.8	67.5	4.7 4.5	4.6	4.5	4.2 4.2	4.2	4.5	9.1 8.9	9.0	8.2
					Middle	5.5	26.4 26.4	26.4	8.0 8.0	8.0	32.9 33.1	33.0	63.1 63.7	63.4	4.3 4.3	4.3		4.8 4.6	4.7		8.1 8.4	8.3	
					Bottom	10	26.5 26.5	26.5	8.0 8.0	8.0	33.3 33.4	33.4	61.8 61.1	61.5	4.2 4.1	4.2	4.2	4.6 4.8	4.7		7.1 7.3	7.2	
18-Oct-11	Sunny	Moderate	15:49	7.2	Surface	1	26.8 26.8	26.8	7.9 7.9	7.9	30.8 30.8	30.8	92.0 92.0	92.0	6.9 6.9	6.9	6.5	5.8 5.5	5.7	7.3	8.2 8.0	8.1	10.1
					Middle	3.5	26.4 26.4	26.4	7.9 7.9	7.9	31.5 31.5	31.5	81.1 80.6	80.9	6.1 6.0	6.1		4.5 4.6	4.6		13.0 13.0	13.0	
					Bottom	6	26.4 26.4	26.4	7.8 7.8	7.8	31.8 31.8	31.8	73.5 73.4	73.5	5.5 5.5	5.5	5.5	12.3 10.9	11.6		9.3 9.2	9.3	
22-Oct-11	Sunny	Moderate	07:47	11.2	Surface	1	26.2 26.2	26.2	8.2 8.3	8.3	29.9 29.0	29.5	103.6 113.4	108.5	7.1 7.8	7.5	6.6	4.1 3.4	3.8	7.6	8.2 8.4	8.3	9.0
					Middle	5.5	26.1 26.1	26.1	8.1 8.1	8.1	30.8 31.0	30.9	83.6 82.4	83.0	5.7 5.6	5.7		5.1 5.0	5.1		6.6 6.7	6.7	
					Bottom	10	26.1 26.1	26.1	8.0 8.0	8.0	31.6 31.4	31.5	79.5 78.0	78.8	5.4 5.3	5.4	5.4	14.5 13.3	13.9		12.0 12.0	12.0	
25-Oct-11	Sunny	Moderate	10:37	11.1	Surface	1	26.3 26.3	26.3	8.3 8.3	8.3	28.0 28.0	28.0	93.9 92.1	93.0	6.3 6.2	6.3	6.2	4.1 4.1	4.1	5.8	6.6 6.7	6.7	7.9
					Middle	5.5	26.3 26.3	26.3	8.3 8.3	8.3	28.7 28.5	28.6	90.9 90.0	90.5	6.1 6.0	6.1		4.5 4.6	4.6		11.0 11.0	11.0	
					Bottom	10	26.4 26.4	26.4	8.2 8.3	8.3	29.2 29.1	29.2	83.8 85.1	84.5	5.6 5.7	5.7	5.7	8.8 8.7	8.8		5.9 5.9	5.9	

Remarks: * DA: Depth-Averaged
** Calm: Small or no wave; Moderate: Between calm and rough; Rough : White capped or rougher

Water Quality Monitoring Results at IS17 - Mid-Ebb Tide

Date	Weather Condition	Sea Condition**	Sampling Time	Water Depth (m)	Sampling Depth (m)		Water Temperature (°C)		pH		Salinity ppt		DO Saturation (%)		Dissolved Oxygen (mg/L)			Turbidity(NTU)			Suspended Solids (mg/L)		
							Value	Average	Value	Average	Value	Average	Value	Average	Value	Average	DA*	Value	Average	DA*	Value	Average	DA*
27-Oct-11	Cloudy	Moderate	14:17	11.9	Surface	1	26.2 26.2	26.2	8.1 8.1	8.1	30.8 30.9	30.9	102.7 103.1	102.9	7.0 7.0	7.0	7.0	5.1 4.8	5.0	15.5	5.9 5.9	5.9	7.6
					Middle	6	26.0 26.0	26.0	8.1 8.1	8.1	31.0 31.0	31.0	101.7 102.7	102.2	6.9 7.0	7.0		6.1 6.3	6.2		8.1 7.9	8.0	
					Bottom	11	26.0 26.0	26.0	8.1 8.1	8.1	31.0 31.0	31.0	100.5 101.5	101.0	6.8 6.9	6.9	6.9	35.4 35.4	35.4		9.0 8.9	9.0	
29-Oct-11	Sunny	Moderate	15:20	11.9	Surface	1	26.1 26.1	26.1	8.1 8.1	8.1	30.2 30.2	30.2	92.1 92.1	92.1	6.3 6.3	6.3	6.3	12.7 12.6	12.7	12.9	18.0 18.0	18.0	15.0
					Middle	6	26.1 26.1	26.1	8.1 8.1	8.1	30.2 30.2	30.2	91.5 91.5	91.5	6.2 6.2	6.2		11.7 11.6	11.7		13.0 13.0	13.0	
					Bottom	11	25.8 25.8	25.8	8.1 8.1	8.1	29.7 29.7	29.7	81.7 81.7	81.7	5.6 5.6	5.6	5.6	14.3 14.3	14.3		14.0 14.0	14.0	
31-Oct-11	Sunny	Moderate	16:42	11.2	Surface	1	26.0 26.0	26.0	8.1 8.1	8.1	29.6 29.6	29.6	84.5 83.7	84.1	5.8 5.7	5.8	5.4	7.3 7.2	7.3	7.8	12.0 12.0	12.0	12.2
					Middle	5.5	25.8 25.8	25.8	8.1 8.1	8.1	30.2 30.2	30.2	71.3 71.2	71.3	4.9 4.9	4.9		7.6 7.6	7.6		13.0 14.0	13.5	
					Bottom	10	25.7 25.7	25.7	8.1 8.1	8.1	30.3 30.3	30.3	70.3 70.4	70.4	4.8 4.8	4.8	4.8	8.4 8.5	8.5		11.0 11.0	11.0	

Remarks: * DA: Depth-Averaged
** Calm: Small or no wave; Moderate: Between calm and rough; Rough : White capped or rougher

Water Quality Monitoring Results at IS17 - Mid-Flood Tide

Date	Weather Condition	Sea Condition**	Sampling Time	Water Depth (m)	Sampling Depth (m)		Water Temperature (°C)		pH		Salinity ppt		DO Saturation (%)		Dissolved Oxygen (mg/L)			Turbidity(NTU)			Suspended Solids (mg/L)		
							Value	Average	Value	Average	Value	Average	Value	Average	Value	Average	DA*	Value	Average	DA*	Value	Average	DA*
6-Oct-11	Fine	Moderate	17:26	11	Surface	1	26.3 26.3	26.3	7.8 7.8	7.8	26.0 26.0	26.0	76.6 76.6	76.6	5.8 5.8	5.8	5.8	5.7 5.8	5.8	10.2	5.1 5.1	5.1	10.2
					Middle	5.5	26.2 26.2	26.2	7.8 7.8	7.8	26.2 26.0	26.1	76.8 77.0	76.9	5.8 5.8	5.8		8.7 9.1	8.9		12.0 11.0	11.5	
					Bottom	10	25.9 25.9	25.9	7.8 7.8	7.8	26.1 26.0	26.1	77.9 78.3	78.1	5.9 6.0	6.0	6.0	15.3 16.3	15.8		14.0 14.0	14.0	
8-Oct-11	Sunny	Moderate	18:09	11.9	Surface	1	26.5 26.5	26.5	8.0 8.0	8.0	32.9 32.9	32.9	87.7 87.4	87.6	6.6 6.6	6.6	6.6	5.8 5.8	5.8	10.1	8.1 8.3	8.2	12.1
					Middle	6	26.3 26.3	26.3	8.0 8.0	8.0	32.9 32.9	32.9	86.3 86.3	86.3	6.5 6.5	6.5		7.9 8.0	8.0		8.5 8.7	8.6	
					Bottom	11	26.2 26.2	26.2	8.0 8.0	8.0	33.0 33.0	33.0	87.5 87.4	87.5	6.6 6.6	6.6	6.6	16.7 16.2	16.5		19.0 20.0	19.5	
10-Oct-11	Cloudy	Moderate	19:04	12	Surface	1	26.5 26.5	26.5	8.0 8.0	8.0	32.3 32.3	32.3	100.0 99.5	99.8	6.7 6.7	6.7	6.7	3.8 3.9	3.9	5.6	21.0 22.0	21.5	21.8
					Middle	6	26.5 26.5	26.5	8.0 8.0	8.0	32.3 30.6	31.5	99.4 99.5	99.5	6.7 6.7	6.7		4.3 5.1	4.7		28.0 28.0	28.0	
					Bottom	11	26.5 26.5	26.5	8.0 8.0	8.0	32.3 32.3	32.3	99.5 94.5	97.0	6.7 6.4	6.6	6.6	8.7 7.7	8.2		16.0 16.0	16.0	
12-Oct-11	Rainy	Moderate	19:09	11	Surface	1	26.3 26.3	26.3	8.0 8.0	8.0	31.6 30.2	30.9	91.7 91.5	91.6	6.2 6.2	6.2	6.1	5.2 5.3	5.3	15.3	9.6 9.6	9.6	9.6
					Middle	5.5	26.4 26.4	26.4	8.0 8.0	8.0	32.0 32.0	32.0	88.9 88.8	88.9	6.0 6.0	6.0		10.6 10.8	10.7		7.1 7.2	7.2	
					Bottom	10	26.4 26.4	26.4	8.0 8.0	8.0	32.2 32.2	32.2	87.4 87.2	87.3	5.9 5.9	5.9	5.9	30.3 29.6	30.0		12.0 12.0	12.0	
14-Oct-11	Cloudy	Moderate	07:27	12	Surface	1	26.4 26.4	26.4	8.0 8.0	8.0	30.8 30.8	30.8	80.6 80.3	80.5	5.5 5.4	5.5	5.5	6.3 6.1	6.2	15.7	16.0 16.0	16.0	14.7
					Middle	6	26.4 26.4	26.4	8.0 8.0	8.0	30.8 30.8	30.8	80.5 80.1	80.3	5.5 5.4	5.5		8.4 10.4	9.4		15.0 15.0	15.0	
					Bottom	11	26.4 26.4	26.4	8.0 8.0	8.0	31.0 31.0	31.0	79.9 79.8	79.9	5.4 5.4	5.4	5.4	31.0 31.8	31.4		13.0 13.0	13.0	
16-Oct-11	Sunny	Moderate	09:16	11.3	Surface	1	26.1 26.1	26.1	8.0 8.0	8.0	30.8 30.9	30.9	76.1 76.2	76.2	5.2 5.2	5.2	5.1	4.4 4.5	4.5	21.1	9.9 10.0	10.0	8.7
					Middle	5.5	26.3 26.3	26.3	8.0 8.0	8.0	32.1 32.4	32.3	72.4 72.3	72.4	4.9 4.9	4.9		14.5 14.6	14.6		8.2 8.3	8.3	
					Bottom	10	26.3 26.3	26.3	8.0 8.0	8.0	32.7 32.7	32.7	72.8 72.4	72.6	5.0 4.9	5.0	5.0	42.1 46.0	44.1		7.8 8.0	7.9	
18-Oct-11	Sunny	Moderate	10:26	11.9	Surface	1	26.4 26.3	26.4	7.8 7.8	7.8	29.2 29.3	29.3	87.3 87.2	87.3	6.6 6.6	6.6	6.8	5.7 5.5	5.6	13.6	6.0 6.2	6.1	6.9
					Middle	6	26.1 26.1	26.1	7.8 7.8	7.8	30.2 30.2	30.2	91.7 88.1	89.9	7.0 6.7	6.9		6.5 6.5	6.5		6.9 6.9	6.9	
					Bottom	11	26.1 26.1	26.1	7.8 7.8	7.8	30.9 30.9	30.9	77.1 77.1	77.1	5.8 5.8	5.8	5.8	30.2 27.0	28.6		7.4 7.7	7.6	
22-Oct-11	Sunny	Moderate	16:28	12	Surface	1	26.2 26.2	26.2	8.5 8.6	8.6	29.9 29.0	29.5	93.2 102.0	97.6	6.4 7.0	6.7	5.9	3.1 3.4	3.3	6.8	11.0 12.0	11.5	11.7
					Middle	6	26.1 26.1	26.1	8.4 8.4	8.4	30.8 31.0	30.9	75.2 74.1	74.7	5.1 5.0	5.1		4.1 4.0	4.1		13.0 13.0	13.0	
					Bottom	11	26.1 26.1	26.1	8.4 8.4	8.4	31.6 31.4	31.5	71.5 70.2	70.9	4.8 4.8	4.8	4.8	13.5 12.3	12.9		11.0 10.0	10.5	
25-Oct-11	Sunny	Moderate	18:34	11.2	Surface	1	26.3 26.3	26.3	8.3 8.3	8.3	28.3 28.3	28.3	90.0 89.5	89.8	6.0 6.0	6.0	6.1	4.2 4.3	4.3	6.0	5.8 5.6	5.7	9.2
					Middle	5.5	26.3 26.3	26.3	8.3 8.3	8.3	28.3 26.6	27.5	89.4 89.5	89.5	6.0 6.1	6.1		4.7 5.5	5.1		12.0 12.0	12.0	
					Bottom	10	26.3 26.3	26.3	8.3 8.3	8.3	28.3 28.3	28.3	89.5 85.0	87.3	6.0 5.7	5.9	5.9	9.1 8.1	8.6		9.7 10.0	9.9	

Remarks: * DA: Depth-Averaged
** Calm: Small or no wave; Moderate: Between calm and rough; Rough : White capped or rougher

Water Quality Monitoring Results at IS17 - Mid-Flood Tide

Date	Weather Condition	Sea Condition**	Sampling Time	Water Depth (m)	Sampling Depth (m)		Water Temperature (°C)		pH		Salinity ppt		DO Saturation (%)		Dissolved Oxygen (mg/L)			Turbidity(NTU)			Suspended Solids (mg/L)		
							Value	Average	Value	Average	Value	Average	Value	Average	Value	Average	DA*	Value	Average	DA*	Value	Average	DA*
27-Oct-11	Cloudy	Moderate	06:15	11.3	Surface	1	25.9 25.9	25.9	8.0 8.1	8.1	31.1 31.1	31.1	100.6 100.7	100.7	6.9 6.9	6.9	6.9	8.1 7.3	7.7	14.3	16.0 16.0	16.0	15.3
					Middle	5.5	25.9 25.9	25.9	8.1 8.1	8.1	31.1 31.1	31.1	100.7 100.7	100.7	6.9 6.9	6.9		9.1 8.9	9.0		14.0 14.0	14.0	
					Bottom	10	25.9 25.9	25.9	8.1 8.1	8.1	31.1 31.2	31.2	100.7 100.5	100.6	6.9 6.9	6.9	6.9	27.1 25.4	26.3		16.0 16.0	16.0	
29-Oct-11	Sunny	Moderate	08:22	11.2	Surface	1	25.9 25.9	25.9	8.1 8.1	8.1	29.9 29.9	29.9	84.2 84.0	84.1	5.8 5.7	5.8	5.7	7.6 7.6	7.6	11.8	12.0 12.0	12.0	10.4
					Middle	5.5	25.8 25.8	25.8	8.1 8.1	8.1	29.7 29.7	29.7	81.7 81.7	81.7	5.6 5.6	5.6		14.3 14.3	14.3		12.0 12.0	12.0	
					Bottom	10	25.8 25.8	25.8	8.1 8.1	8.1	29.6 29.7	29.7	79.4 79.5	79.5	5.4 5.4	5.4	5.4	12.9 13.9	13.4		7.2 6.9	7.1	
31-Oct-11	Sunny	Moderate	10:55	12.2	Surface	1	25.7 25.7	25.7	8.1 8.1	8.1	30.2 30.3	30.3	74.1 71.9	73.0	5.1 4.9	5.0	5.0	9.6 10.5	10.1	14.5	12.0 12.0	12.0	9.5
					Middle	6	25.6 25.6	25.6	8.1 8.1	8.1	30.3 30.3	30.3	73.5 71.9	72.7	5.0 4.9	5.0		13.7 12.8	13.3		8.4 8.5	8.5	
					Bottom	11	25.5 25.5	25.5	8.1 8.1	8.1	30.4 30.4	30.4	72.2 71.8	72.0	5.0 4.9	5.0	5.0	19.5 20.6	20.1		8.0 7.9	8.0	

Remarks: * DA: Depth-Averaged
** Calm: Small or no wave; Moderate: Between calm and rough; Rough : White capped or rougher

Water Quality Monitoring Results at IS(Mf)20 - Mid-Ebb Tide

Date	Weather Condition	Sea Condition**	Sampling Time	Water Depth (m)	Sampling Depth (m)		Water Temperature (°C)		pH		Salinity ppt		DO Saturation (%)		Dissolved Oxygen (mg/L)			Turbidity(NTU)			Suspended Solids (mg/L)		
							Value	Average	Value	Average	Value	Average	Value	Average	Value	Average	DA*	Value	Average	DA*	Value	Average	DA*
6-Oct-11	Fine	Moderate	07:31	2.2	Surface	-	-	-	-	-	-	-	-	-	-	-	6.0	-	-	16.8	-	-	62.5
					Middle	1.2	25.5	25.5	7.9	7.9	31.5	31.5	87.7	87.5	6.0	6.0		16.8	16.8		63.0	62.5	
							25.5		7.9		31.5		87.3		6.0			16.8			62.0		
					Bottom	-	-	-	-	-	-	-	-	-	-	-	-	-	-		-	-	
8-Oct-11	Sunny	Moderate	09:44	2.4	Surface	-	-	-	-	-	-	-	-	-	-	-	6.0	-	-	8.1	-	-	7.0
					Middle	1.2	26.0	26.0	7.9	7.9	32.0	32.0	89.0	88.9	6.0	6.0		8.2	8.1		7.0	7.0	
							26.0		7.9		32.0		88.7		6.0			8.0			7.0		
					Bottom	-	-	-	-	-	-	-	-	-	-	-	-	-	-		-	-	
10-Oct-11	Cloudy	Moderate	10:46	3	Surface	1	26.5	26.5	7.9	7.9	32.1	32.1	95.5	95.1	6.4	6.4	6.4	2.9	3.0	3.3	5.6	5.5	4.9
							26.5		7.9		32.1		94.7		6.4			3.0			5.4		
					Middle	-	-	-	-	-	-	-	-	-	-	-		-	-		-	-	
							-		-		-		-		-			-			-		
					Bottom	2	26.6	26.6	7.9	7.9	32.1	32.1	94.6	94.5	6.4	6.4	6.4	3.5	3.6		4.3	4.3	
							26.6		7.9		32.1		94.3		6.3			3.6			4.3		
12-Oct-11	Rainy	Moderate	12:37	2.8	Surface	-	-	-	-	-	-	-	-	-	-	-	7.9	-	-	4.1	-	-	9.1
					Middle	1.4	25.9	25.9	7.2	7.2	22.6	22.3	110.3	109.5	7.9	7.9		3.8	4.1		9.2	9.1	
							25.9		7.2		22.0		108.7		7.8			4.4			9.0		
					Bottom	-	-	-	-	-	-	-	-	-	-	-	-	-	-		-	-	
14-Oct-11	Cloudy	Moderate	14:00	2.2	Surface	-	-	-	-	-	-	-	-	-	-	-	6.4	-	-	8.2	-	-	5.3
					Middle	1.1	26.3	26.3	7.8	7.8	25.4	25.4	91.3	91.3	6.4	6.4		8.1	8.2		5.3	5.3	
							26.3		7.8		25.4		91.3		6.4			8.3			5.2		
					Bottom	-	-	-	-	-	-	-	-	-	-	-	-	-	-		-	-	
16-Oct-11	Sunny	Moderate	15:40	2	Surface	-	-	-	-	-	-	-	-	-	-	-	6.9	-	-	5.8	-	-	7.7
					Middle	1	26.6	26.6	7.8	7.8	23.5	23.5	97.3	97.8	6.8	6.9		6.0	5.8		7.7	7.7	
							26.6		7.8		23.5		98.2		6.9			5.6			7.7		
					Bottom	-	-	-	-	-	-	-	-	-	-	-	-	-	-		-	-	
18-Oct-11	Sunny	Moderate	15:41	2.4	Surface	-	-	-	-	-	-	-	-	-	-	-	7.2	-	-	4.0	-	-	9.4
					Middle	1.2	29.5	29.5	7.4	7.4	29.4	29.4	94.9	95.1	7.2	7.2		4.0	4.0		9.3	9.4	
							29.5		7.4		29.4		95.3		7.2			3.9			9.5		
					Bottom	-	-	-	-	-	-	-	-	-	-	-	-	-	-		-	-	
22-Oct-11	Sunny	Moderate	06:55	2.5	Surface	-	-	-	-	-	-	-	-	-	-	-	7.3	-	-	5.3	-	-	9.3
					Middle	1.2	26.3	26.3	8.1	8.1	29.3	29.3	92.4	92.6	7.3	7.3		5.3	5.3		9.3	9.3	
							26.3		8.1		29.3		92.7		7.3			5.2			9.3		
					Bottom	-	-	-	-	-	-	-	-	-	-	-	-	-	-		-	-	
25-Oct-11	Sunny	Moderate	10:28	2.6	Surface	-	-	-	-	-	-	-	-	-	-	-	7.3	-	-	5.7	-	-	8.9
					Middle	1.3	26.6	26.6	8.1	8.1	30.0	30.0	90.2	90.5	7.2	7.3		5.9	5.7		8.8	8.9	
							26.6		8.1		30.0		90.7		7.3			5.4			9.0		
					Bottom	-	-	-	-	-	-	-	-	-	-	-	-	-	-		-	-	

Remarks: * DA: Depth-Averaged
** Calm: Small or no wave; Moderate: Between calm and rough; Rough : White capped or rougher

Water Quality Monitoring Results at IS(Mf)20 - Mid-Ebb Tide

Date	Weather Condition	Sea Condition**	Sampling Time	Water Depth (m)	Sampling Depth (m)		Water Temperature (°C)		pH		Salinity ppt		DO Saturation (%)		Dissolved Oxygen (mg/L)			Turbidity(NTU)			Suspended Solids (mg/L)		
							Value	Average	Value	Average	Value	Average	Value	Average	Value	Average	DA*	Value	Average	DA*	Value	Average	DA*
27-Oct-11	Cloudy	Moderate	14:12	2.5	Surface	-	-	-	-	-	-	-	-	-	-	-	6.2	-	-	20.2	-	-	18.0
					Middle	1.3	26.1 26.1	26.1	8.0 8.0	8.0	31.0 31.0	31.0	91.3 91.0	91.2	6.2 6.2	6.2		22.3 18.1	20.2		18.0 18.0	18.0	
					Bottom	-	-	-	-	-	-	-	-	-	-	-	-	-	-		-	-	
29-Oct-11	Sunny	Moderate	16:24	2.5	Surface	-	-	-	-	-	-	-	-	-	-	-	8.7	-	-	13.0	-	-	12.0
					Middle	1.2	25.7 25.7	25.7	8.0 8.0	8.0	31.5 31.6	31.6	124.1 123.9	124.0	8.5 8.8	8.7		13.0 12.9	13.0		12.0 12.0	12.0	
					Bottom	-	-	-	-	-	-	-	-	-	-	-	-	-	-		-	-	
31-Oct-11	Sunny	Moderate	16:58	2.5	Surface	-	-	-	-	-	-	-	-	-	-	-	6.7	-	-	15.3	-	-	23.5
					Middle	1.2	26.2 26.2	26.2	8.0 8.0	8.0	31.2 31.2	31.2	83.8 83.4	83.6	6.7 6.7	6.7		15.5 15.1	15.3		23.0 24.0	23.5	
					Bottom	-	-	-	-	-	-	-	-	-	-	-	-	-	-		-	-	

Remarks: * DA: Depth-Averaged
** Calm: Small or no wave; Moderate: Between calm and rough; Rough : White capped or rougher

Water Quality Monitoring Results at IS(Mf)20 - Mid-Flood Tide

Date	Weather Condition	Sea Condition**	Sampling Time	Water Depth (m)	Sampling Depth (m)		Water Temperature (°C)		pH		Salinity ppt		DO Saturation (%)		Dissolved Oxygen (mg/L)			Turbidity(NTU)			Suspended Solids (mg/L)		
							Value	Average	Value	Average	Value	Average	Value	Average	Value	Average	DA*	Value	Average	DA*	Value	Average	DA*
6-Oct-11	Fine	Moderate	15:37	2.3	Surface	-	-	-	-	-	-	-	-	-	-	-	6.4	-	-	10.3	-	-	9.7
					Middle	1.2	26.1	26.1	7.9	7.9	31.1	31.1	93.6	93.6	6.4	6.4		10.0	10.3		9.3	9.7	
							26.1		7.9		31.1		93.6		6.4			10.5			10.0		
					Bottom	-	-	-	-	-	-	-	-	-	-	-	-	-	-		-	-	
8-Oct-11	Sunny	Moderate	16:23	2.2	Surface	-	-	-	-	-	-	-	-	-	-	-	6.4	-	-	6.8	-	-	9.4
					Middle	1.1	26.7	26.7	7.9	7.9	32.5	32.5	95.6	95.6	6.4	6.4		6.8	6.8		9.4	9.4	
							26.7		7.9		32.5		95.5		6.4			6.8			9.4		
					Bottom	-	-	-	-	-	-	-	-	-	-	-	-	-	-		-	-	
10-Oct-11	Cloudy	Moderate	17:48	2.2	Surface	-	-	-	-	-	-	-	-	-	-	-	6.5	-	-	11.4	-	-	19.5
					Middle	1.1	26.6	26.7	7.9	7.9	32.2	32.2	96.4	96.5	6.5	6.5		11.7	11.4		20.0	19.5	
							26.7		7.9		32.2		96.5		6.5			11.0			19.0		
					Bottom	-	-	-	-	-	-	-	-	-	-	-	-	-	-		-	-	
12-Oct-11	Rainy	Moderate	18:00	2.5	Surface	-	-	-	-	-	-	-	-	-	-	-	6.3	-	-	10.0	-	-	11.0
					Middle	1.3	26.0	26.0	7.7	7.7	25.6	25.7	88.7	89.0	6.2	6.3		9.9	10.0		11.0	11.0	
							26.0		7.7		25.7		89.2		6.3			10.1			11.0		
					Bottom	-	-	-	-	-	-	-	-	-	-	-	-	-	-		-	-	
14-Oct-11	Cloudy	Moderate	07:19	2	Surface	-	-	-	-	-	-	-	-	-	-	-	6.4	-	-	12.6	-	-	16.0
					Middle	1.1	26.2	26.2	7.2	7.3	25.1	25.1	91.1	91.0	6.4	6.4		12.9	12.6		16.0	16.0	
							26.2		7.3		25.1		90.8		6.4			12.3			16.0		
					Bottom	-	-	-	-	-	-	-	-	-	-	-	-	-	-		-	-	
16-Oct-11	Sunny	Moderate	08:45	2.2	Surface	-	-	-	-	-	-	-	-	-	-	-	6.3	-	-	8.3	-	-	12.0
					Middle	1.1	25.7	25.7	7.3	7.4	22.9	23.0	88.1	88.2	6.3	6.3		8.3	8.3		12.0	12.0	
							25.7		7.4		23.0		88.3		6.3			8.3			12.0		
					Bottom	-	-	-	-	-	-	-	-	-	-	-	-	-	-		-	-	
18-Oct-11	Sunny	Moderate	10:05	2.4	Surface	-	-	-	-	-	-	-	-	-	-	-	6.2	-	-	3.8	-	-	10.0
					Middle	1.2	26.9	26.9	7.9	7.9	24.5	24.5	81.6	81.6	6.2	6.2		3.8	3.8		10.0	10.0	
							26.9		7.9		24.5		81.5		6.2			3.7			10.0		
					Bottom	-	-	-	-	-	-	-	-	-	-	-	-	-	-		-	-	
22-Oct-11	Sunny	Moderate	15:22	2	Surface	-	-	-	-	-	-	-	-	-	-	-	7.8	-	-	7.6	-	-	12.0
					Middle	1	27.3	27.3	8.3	8.4	28.9	28.9	97.5	98.0	7.7	7.8		7.8	7.6		12.0	12.0	
							27.3		8.4		28.9		98.5		7.8			7.4			12.0		
					Bottom	-	-	-	-	-	-	-	-	-	-	-	-	-	-		-	-	
25-Oct-11	Sunny	Moderate	16:55	2.5	Surface	-	-	-	-	-	-	-	-	-	-	-	7.6	-	-	25.1	-	-	33.0
					Middle	1.3	26.4	26.4	8.2	8.2	30.0	30.0	94.2	95.0	7.5	7.6		25.1	25.1		33.0	33.0	
							26.4		8.2		30.0		95.7		7.7			25.1			33.0		
					Bottom	-	-	-	-	-	-	-	-	-	-	-	-	-	-		-	-	

Remarks: * DA: Depth-Averaged
** Calm: Small or no wave; Moderate: Between calm and rough; Rough : White capped or rougher

Water Quality Monitoring Results at IS(Mf)20 - Mid-Flood Tide

Date	Weather Condition	Sea Condition**	Sampling Time	Water Depth (m)	Sampling Depth (m)		Water Temperature (°C)		pH		Salinity ppt		DO Saturation (%)		Dissolved Oxygen (mg/L)			Turbidity(NTU)			Suspended Solids (mg/L)		
							Value	Average	Value	Average	Value	Average	Value	Average	Value	Average	DA*	Value	Average	DA*	Value	Average	DA*
27-Oct-11	Cloudy	Moderate	05:57	2.2	Surface	-	-	-	-	-	-	-	-	-	-	-	7.3	-	-	12.4	-	-	18.0
							-		-		-		-		-			-			-		
					Middle	1.1	25.6	25.7	7.9	7.9	30.6	30.6	105.9	105.6	7.3	7.3		12.3	12.4		18.0	18.0	
							25.7		7.9		30.6		105.2		7.2			12.4			18.0		
					Bottom	-	-	-	-	-	-	-	-	-	-	-	-	-	-		-	-	
							-		-		-		-		-			-			-		
29-Oct-11	Sunny	Moderate	08:50	2.8	Surface	-	-	-	-	-	-	-	-	-	-	-	7.3	-	-	14.5	-	-	31.0
							-		-		-		-		-			-			-		
					Middle	1.4	25.4	25.4	7.8	7.8	31.1	31.1	107.1	106.1	7.4	7.3		13.6	14.5		31.0	31.0	
							25.3		7.8		31.1		105.1		7.2			15.3			31.0		
					Bottom	-	-	-	-	-	-	-	-	-	-	-	-	-	-		-	-	
							-		-		-		-		-			-			-		
31-Oct-11	Sunny	Moderate	10:09	2.3	Surface	-	-	-	-	-	-	-	-	-	-	-	7.2	-	-	26.5	-	-	16.0
							-		-		-		-		-			-			-		
					Middle	1.1	25.4	25.4	7.8	7.8	31.1	31.1	89.6	89.4	7.2	7.2		26.5	26.5		16.0	16.0	
							25.4		7.8		31.0		89.1		7.1			26.5			16.0		
					Bottom	-	-	-	-	-	-	-	-	-	-	-	-	-	-		-	-	
							-		-		-		-		-			-			-		

Remarks: * DA: Depth-Averaged
** Calm: Small or no wave; Moderate: Between calm and rough; Rough : White capped or rougher

Water Quality Monitoring Results at SR4a - Mid-Ebb Tide

Date	Weather Condition	Sea Condition	Sampling Time	Water Depth	Sampling Dapth (m)		Water Temperature (°C)		pH		Salinity ppt		DO Saturation (%)		Dissolved Oxygen (mg/L)			Turbidity (NTU)			Suspended Solids (mg/L)		
							Value	Average	Value	Average	Value	Average	Value	Average	Value	Average	DA*	Value	Average	DA*	Value	Average	DA*
29/Aug/13	Sunny	Moderate	18:05	3.8	Surface	1.0	29.4	29.4	7.6	7.6	11.2	11.2	85.9	85.7	6.2	6.2	6.0	6.4	6.4	6.8	4.7	5.1	5.2
							29.4		7.6		11.2		85.5		6.1			6.4			5.4		
					Middle	---	---	---	---	---	---	---	---	---	---	---		---	---		---	---	
							---		---		---		---		---			---			---		
					Bottom	2.8	29.2	29.2	7.7	7.7	11.6	11.6	80.2	80.5	5.8	5.8		7.3	7.2		5.7	5.3	
							29.2		7.7		11.5		80.7		5.8			7.2			4.8		
31/Aug/13	Cloudy	Calm	9:30	4.7	Surface	1.0	29.2	29.2	7.7	7.7	11.4	11.4	85.5	85.3	6.2	6.2	5.9	6.6	6.6	7.0	3.8	3.8	4.4
							29.1		7.7		11.3		85.1		6.1			6.6			3.8		
					Middle	---	---	---	---	---	---	---	---	---	---	---		---	---		---	---	
							---		---		---		---		---			---			---		
					Bottom	3.7	29.0	29.0	7.8	7.8	11.6	11.6	77.2	77.4	5.6	5.6		7.5	7.5		4.5	5.0	
							28.9		7.7		11.5		77.6		5.6			7.5			5.4		
3/Sep/13	Cloudy	Calm	10:25	4.8	Surface	1.0	28.1	28.1	6.5	6.5	13.7	13.8	91.9	91.6	6.7	6.6	6.3	4.3	4.2	5.0	5.3	4.7	5.1
							28.1		6.5		13.8		91.2		6.6			4.2			4.0		
					Middle	---	---	---	---	---	---	---	---	---	---	---		---	---		---	---	
							---		---		---		---		---			---			---		
					Bottom	3.8	27.9	27.9	6.8	6.8	15.0	15.0	82.3	82.1	5.9	5.9		5.6	5.7		5.9	5.5	
							27.9		6.9		15.0		81.9		5.9			5.8			5.0		
5/Sep/13	Rainy	Calm	11:15	4.7	Surface	1.0	27.9	27.9	6.4	6.4	14.0	14.1	89.4	89.6	6.5	6.5	6.2	4.3	4.3	5.1	4.4	4.5	4.7
							27.9		6.5		14.1		89.7		6.5			4.4			4.6		
					Middle	---	---	---	---	---	---	---	---	---	---	---		---	---		---	---	
							---		---		---		---		---			---			---		
					Bottom	3.7	27.7	27.7	6.9	6.9	15.1	15.1	80.7	80.9	5.8	5.8		5.8	5.8		4.5	4.9	
							27.7		7.0		15.1		81.0		5.8			5.8			5.3		
7/Sep/13	Fine	Calm	14:25	3.8	Surface	1.0	26.9	26.9	7.0	7.0	16.5	16.6	59.3	59.6	4.5	4.5	4.8	10.9	10.5	22.7	15.0	15.9	31.3
							26.8		7.0		16.6		59.9		4.6			10.0			16.8		
					Middle	---	---	---	---	---	---	---	---	---	---	---		---	---		---	---	
							---		---		---		---		---			---			---		
					Bottom	2.8	26.8	26.8	6.8	6.8	16.8	16.9	64.7	65.0	4.9	5.0		34.5	35.0		45.8	46.8	
							26.7		6.8		16.9		65.3		5.0			35.4			47.7		
10/Sep/13	Fine	Moderate	14:15	5.2	Surface	1.0	28.1	28.1	6.6	6.6	17.2	17.3	66.4	66.7	4.7	4.7	5.2	8.1	8.1	7.4	8.3	8.1	7.8
							28.0		6.6		17.4		66.9		4.8			8.1			7.8		
					Middle	---	---	---	---	---	---	---	---	---	---	---		---	---		---	---	
							---		---		---		---		---			---			---		
					Bottom	4.2	27.5	27.6	7.0	7.0	18.4	18.4	79.4	79.1	5.7	5.6		6.8	6.8		7.3	7.6	
							27.6		7.0		18.3		78.8		5.6			6.7			7.9		

Remarks: *DA: Depth-Averaged

** Calm: Small or no wave; Moderate: Between calm and rough; Rough: White capped or rougher

Water Quality Monitoring Results at SR4a - Mid-Ebb Tide

Date	Weather Condition	Sea Condition	Sampling Time	Water Depth	Sampling Dapth (m)		Water Temperature (°C)		pH		Salinity ppt		DO Saturation (%)		Dissolved Oxygen (mg/L)			Turbidity (NTU)			Suspended Solids (mg/L)		
							Value	Average	Value	Average	Value	Average	Value	Average	Value	Average	DA*	Value	Average	DA*	Value	Average	DA*
12/Sep/13	Fine	Calm	16:20	4.0	Surface	1.0	28.7	28.8	6.3	6.3	16.1	16.2	65.9	65.8	4.7	4.7	4.6	3.7	3.5	3.8	2.3	2.2	2.5
							28.8		6.3		16.2		65.6		4.7			3.4			2.0		
					Middle	---	---	---	---	---	---	---	---	---	---	---		---	---		---	---	
							---		---		---		---		---			---			---		
					Bottom	3.0	28.6	28.6	6.3	6.3	16.3	16.3	64.8	64.6	4.6	4.6		3.4	4.0		3.0	2.8	
							28.6		6.3		16.3		64.3		4.6			4.6			2.5		
14/Sep/13	Fine	Calm	8:05	4.5	Surface	1.0	28.2	28.3	6.8	6.8	15.4	15.5	73.5	73.8	5.3	5.3	5.2	4.3	4.2	4.2	4.8	4.1	4.4
							28.3		6.8		15.5		74.1		5.3			4.1			3.3		
					Middle	---	---	---	---	---	---	---	---	---	---	---		---	---		---	---	
							---		---		---		---		---			---			---		
					Bottom	3.5	28.1	28.1	6.9	6.9	15.7	15.8	71.7	71.5	5.1	5.1		4.1	4.2		6.0	4.8	
							28.1		6.9		15.8		71.2		5.1			4.3			3.5		
17/Sep/13	Fine	Calm	9:20	3.4	Surface	1.0	28.0	28.0	7.8	7.8	21.3	21.4	70.3	70.4	4.9	4.9	4.8	5.9	5.6	5.5	7.4	8.2	8.1
							28.0		7.9		21.4		70.4		4.9			5.3			9.0		
					Middle	---	---	---	---	---	---	---	---	---	---	---		---	---		---	---	
							---		---		---		---		---			---			---		
					Bottom	2.4	27.9	28.0	7.9	7.9	21.5	21.5	67.6	67.3	4.7	4.7		5.5	5.5		7.9	7.9	
							28.0		7.9		21.5		66.9		4.7			5.4			7.9		
19/Sep/13	Cloudy	Moderate	13:30	3.9	Surface	1.0	28.4	28.4	7.4	7.4	21.9	22.0	79.0	79.2	5.4	5.5	5.4	12.6	12.7	12.6	14.4	13.6	14.3
							28.4		7.4		22.0		79.3		5.5			12.8			12.7		
					Middle	---	---	---	---	---	---	---	---	---	---	---		---	---		---	---	
							---		---		---		---		---			---			---		
					Bottom	2.9	28.2	28.2	7.4	7.4	22.2	22.2	76.7	76.5	5.3	5.3		12.5	12.4		15.1	15.1	
							28.1		7.4		22.2		76.3		5.3			12.3			15.0		
21/Sep/13	Fine	Moderate	12:15	3.5	Surface	1.0	28.5	28.5	6.9	6.9	19.8	19.8	72.9	72.6	5.1	5.0	5.0	8.7	8.7	8.7	8.4	7.7	7.9
							28.5		6.9		19.8		72.2		5.0			8.7			7.0		
					Middle	---	---	---	---	---	---	---	---	---	---	---		---	---		---	---	
							---		---		---		---		---			---			---		
					Bottom	2.5	28.5	28.5	6.7	6.8	19.9	19.9	71.4	71.8	5.0	5.0		8.7	8.7		8.2	8.1	
							28.5		6.8		19.8		72.1		5.0			8.8			8.0		
24/Sep/13	Fine	Moderate	14:05	5.0	Surface	1.0	28.3	28.3	6.2	6.4	18.4	18.5	82.5	82.3	5.8	5.8	5.5	19.2	16.7	18.0	11.4	11.1	14.0
							28.3		6.7		18.5		82.1		5.8			14.2			10.8		
					Middle	---	---	---	---	---	---	---	---	---	---	---		---	---		---	---	
							---		---		---		---		---			---			---		
					Bottom	4.0	28.0	28.0	7.2	7.2	19.0	19.0	72.7	74.0	5.1	5.2		18.6	19.2		17.4	16.9	
							28.0		7.3		19.0		75.3		5.3			19.8			16.4		

Remarks: *DA: Depth-Averaged

** Calm: Small or no wave; Moderate: Between calm and rough; Rough: White capped or rougher

Water Quality Monitoring Results at SR4a - Mid-Flood Tide

Date	Weather Condition	Sea Condition	Sampling Time	Water Depth	Sampling Dapth (m)		Water Temperature (°C)		pH		Salinity ppt		DO Saturation (%)		Dissolved Oxygen (mg/L)			Turbidity (NTU)			Suspended Solids (mg/L)		
							Value	Average	Value	Average	Value	Average	Value	Average	Value	Average	DA*	Value	Average	DA*	Value	Average	DA*
29/Aug/13	Sunny	Moderate	8:20	3.3	Surface	1.0	29.30	29.3	7.70	7.7	11.30	11.3	86.80	86.6	6.25	6.2	6.0	6.53	6.5	7.0	5.2	5.2	5.5
							29.30		7.67		11.20		86.40		6.23			6.50			5.2		
					Middle	-	---	---	---	---	---	---	---	---	---	---		---	---		---	---	
							---		---		---		---		---			---			---		
					Bottom	2.3	29.10	29.1	7.73	7.7	11.50	11.5	78.50	78.7	5.66	5.7		7.40	7.4		5.8	5.7	
							29.10		7.72		11.40		78.90		5.70			7.44			5.6		
31/Aug/13	Cloudy	Calm	16:30	5.1	Surface	1.0	29.30	29.3	7.65	7.6	11.30	11.3	86.30	86.2	6.21	6.2	5.9	6.52	6.5	6.9	17.5	22.0	23.6
							29.30		7.63		11.30		86.10		6.19			6.48			26.4		
					Middle	-	---	---	---	---	---	---	---	---	---	---		---	---		---	---	
							---		---		---		---		---			---			---		
					Bottom	4.1	29.10	29.1	7.67	7.7	11.70	11.7	77.90	78.2	5.63	5.7		7.38	7.4		12.9	25.2	
							29.00		7.65		11.60		78.40		5.67			7.41			37.4		
3/Sep/13	Cloudy	Calm	17:00	5.0	Surface	1.0	28.00	28.0	6.32	6.3	13.60	13.6	92.70	92.5	6.72	6.7	6.3	4.33	4.4	4.9	6.2	5.8	5.5
							28.00		6.28		13.60		92.30		6.69			4.52			5.3		
					Middle	-	---	---	---	---	---	---	---	---	---	---		---	---		---	---	
							---		---		---		---		---			---			---		
					Bottom	4.0	27.80	27.8	6.67	6.6	15.10	15.1	82.10	81.9	5.92	5.9		5.23	5.3		5.2	5.3	
							27.80		6.60		15.00		81.60		5.88			5.37			5.3		
5/Sep/13	Rainy	Calm	17:38	5.0	Surface	1.0	28.00	28.1	6.37	6.4	13.90	13.9	90.80	91.0	6.57	6.6	6.3	4.29	4.3	4.9	4.2	4.1	4.3
							28.10		6.39		13.90		91.10		6.59			4.32			4.0		
					Middle	-	---	---	---	---	---	---	---	---	---	---		---	---		---	---	
							---		---		---		---		---			---			---		
					Bottom	4.0	28.00	28.0	6.77	6.8	15.00	15.0	82.60	82.7	5.94	6.0		5.46	5.5		4.7	4.5	
							28.00		6.78		15.00		82.80		5.96			5.49			4.2		
7/Sep/13	Fine	Calm	8:26	5.4	Surface	1.0	26.70	26.8	6.31	6.3	17.80	17.8	57.50	57.8	4.16	4.2	4.3	8.72	8.8	13.0	14.5	15.1	22.1
							26.80		6.33		17.80		58.10		4.20			8.78			15.6		
					Middle	-	---	---	---	---	---	---	---	---	---	---		---	---		---	---	
							---		---		---		---		---			---			---		
					Bottom	4.4	26.60	26.6	6.53	6.6	17.90	17.9	62.40	62.3	4.52	4.5		16.90	17.2		30.2	29.1	
							26.60		6.58		17.90		62.10		4.50			17.40			28.0		
10/Sep/13	Fine	Moderate	14:15	3.4	Surface	1.0	27.70	27.7	6.48	6.5	16.30	16.3	70.20	70.4	5.04	5.0	5.0	4.66	4.7	5.9	3.8	4.0	6.3
							27.70		6.49		16.30		70.50		5.05			4.72			4.2		
					Middle	-	---	---	---	---	---	---	---	---	---	---		---	---		---	---	
							---		---		---		---		---			---			---		
					Bottom	2.4	27.70	27.7	6.54	6.5	16.30	16.3	69.80	70.0	5.02	5.0		7.11	7.2		7.9	8.7	
							27.70		6.54		16.30		70.10		5.04			7.20			9.4		

Remarks: *DA: Depth-Averaged

** Calm: Small or no wave; Moderate: Between calm and rough; Rough: White capped or rougher

Water Quality Monitoring Results at SR4a - Mid-Flood Tide

Date	Weather Condition	Sea Condition	Sampling Time	Water Depth	Sampling Depth (m)		Water Temperature (°C)		pH		Salinity ppt		DO Saturation (%)		Dissolved Oxygen (mg/L)			Turbidity (NTU)			Suspended Solids (mg/L)		
							Value	Average	Value	Average	Value	Average	Value	Average	Value	Average	DA*	Value	Average	DA*	Value	Average	DA*
12/Sep/13	Fine	Calm	11:05	4.2	Surface	1.0	28.60	28.6	6.20	6.2	16.00	16.1	66.50	66.7	4.72	4.7	4.7	2.94	2.9	3.1	3.0	2.7	2.8
							28.60		6.23		16.10		66.90		4.75			2.83			2.4		
					Middle	-	---	---	---	---	---	---	---	---	---	---	---	---	---	---	---	---	---
							---		---		---		---		---			---			---		
					Bottom	3.2	28.50	28.5	6.26	6.3	16.40	16.4	65.20	65.1	4.63	4.6		2.97	3.2		2.9	3.0	
							28.40		6.25		16.30		64.90		4.61			3.46			3.0		
14/Sep/13	Fine	Calm	14:15	4.2	Surface	1.0	28.50	28.5	6.86	6.9	15.50	15.5	74.70	75.0	5.35	5.4	5.3	3.96	4.2	4.3	4.2	4.2	4.1
							28.40		6.89		15.50		75.30		5.39			4.38			4.1		
					Middle	-	---	---	---	---	---	---	---	---	---	---	---	---	---	---	---	---	---
							---		---		---		---		---			---			---		
					Bottom	3.2	28.30	28.3	6.88	6.9	15.70	15.7	72.60	72.5	5.20	5.2		4.23	4.4		4.5	4.0	
							28.20		6.87		15.60		72.40		5.18			4.47			3.4		
17/Sep/13	Fine	Calm	16:00	4.0	Surface	1.0	28.10	28.1	7.79	7.8	21.40	21.4	67.70	68.2	4.71	4.7	4.6	3.50	3.6	3.8	6.3	6.2	6.1
							28.00		7.80		21.40		68.60		4.77			3.68			6.1		
					Middle	-	---	---	---	---	---	---	---	---	---	---	---	---	---	---	---	---	---
							---		---		---		---		---			---			---		
					Bottom	3.0	28.00	28.0	7.88	7.9	21.40	21.5	64.90	65.2	4.52	4.5		4.23	4.1		6.1	5.9	
							28.00		7.82		21.50		65.50		4.56			3.89			5.7		
19/Sep/13	Cloudy	Moderate	17:30	4.2	Surface	1.0	28.40	28.4	7.27	7.3	21.80	21.9	78.20	78.4	5.38	5.4	5.3	13.40	13.5	13.3	14.3	14.2	14.3
							28.30		7.31		21.90		78.50		5.40			13.50			14.1		
					Middle	-	---	---	---	---	---	---	---	---	---	---	---	---	---	---	---	---	---
							---		---		---		---		---			---			---		
					Bottom	3.2	28.20	28.2	7.33	7.3	22.10	22.2	76.00	75.8	5.23	5.2		13.20	13.1		14.8	14.3	
							28.20		7.35		22.20		75.60		5.21			12.90			13.8		
21/Sep/13	Fine	Moderate	8:15	4.1	Surface	1.0	28.50	28.5	6.77	6.7	19.60	19.6	76.70	76.2	5.34	5.3	5.2	9.42	9.4	9.5	7.9	7.8	8.4
							28.50		6.69		19.60		75.70		5.27			9.46			7.7		
					Middle	-	---	---	---	---	---	---	---	---	---	---	---	---	---	---	---	---	---
							---		---		---		---		---			---			---		
					Bottom	3.1	28.50	28.5	6.63	6.6	19.60	19.6	73.60	73.5	5.12	5.1		9.54	9.5		8.7	9.0	
							28.50		6.60		19.60		73.30		5.10			9.50			9.2		
24/Sep/13	Fine	Moderate	9:15	5.4	Surface	1.0	28.10	28.1	6.13	6.2	18.30	18.3	82.60	83.2	5.84	5.9	5.7	16.30	16.9	16.5	14.4	14.8	14.5
							28.10		6.21		18.30		83.70		5.92			17.50			15.1		
					Middle	-	---	---	---	---	---	---	---	---	---	---	---	---	---	---	---	---	---
							---		---		---		---		---			---			---		
					Bottom	4.4	27.90	27.9	6.79	6.8	19.10	19.1	71.10	74.7	5.44	5.5		15.90	16.0		14.2	14.2	
							27.90		6.84		19.10		78.20		5.52			16.10			14.2		

Remarks: *DA: Depth-Averaged

** Calm: Small or no wave; Moderate: Between calm and rough; Rough: White capped or rougher

WELLAB 匯力
Testing & Research
Rooms 816, 1502, 1516 and 1701-2, Technology Park, 18 On Lai Street, Shatin. N.T., HK
Tel: 2898 7388 Fax: 2898 7076
Website:http://www.wellab.com.hk E-mail:wellab@wellab.com.hk

HOKLAS 083
TEST

TEST REPORT

APPLICANT: **Cinotech Consultants Limited**
RM 1710, Technology Park,
18 On Lai Street,
Shatin, N.T., Hong Kong

Laboratory No.:	14265-V2
Date of Issue:	2011-12-06
Date Received:	2011-10-06
Date Tested:	2011-10-06
Date Completed:	2011-10-12

ATTN: **Miss Mei Ling Tang** Page: 1 of 4

Sample Description : 86 liquid samples as received by customer said to be marine water
Project No. : MA11050
Project Name : Baseline Environmental Monitoring for Hong Kong-Zhuhai-Marco Brige Hong Kong Projects - Investigation
Sampling Date : 2011-10-06

Test Requested & Methodology:

Item	Parameters	Ref. Method	Limit of Reporting
1	Suspended Solids (SS)	APHA 17ed 2540 D	*0.5 mg/L

Remark: 1) * Limit of Reporting is reported as Detection Limit

Results:

Sample Number	14265-1	14265-2	14265-3	14265-4	14265-5	14265-6
Sample ID	ST3-a	ST3-a	ST3-a	CS1-a	CS1-a	CS1-a
Sampling Depth	S	M	B	S	M	B
Tide	Mid-Ebb	Mid-Ebb	Mid-Ebb	Mid-Ebb	Mid-Ebb	Mid-Ebb
Suspended Solids (SS), mg/L	33	27	33	14	15	15

Sample Number	14265-7	14265-8	14265-9	14265-10	14265-11	14265-12
Sample ID	SR1-a	IS1-a	IS1-a	IS1-a	ST1-a	ST1-a
Sampling Depth	M	S	M	B	S	M
Tide	Mid-Ebb	Mid-Ebb	Mid-Ebb	Mid-Ebb	Mid-Ebb	Mid-Ebb
Suspended Solids (SS), mg/L	11	20	17	22	25	28

Remark: 1) < = less than
2) S = Surface, M = Middle, B = Bottom
3) This report supersedes the one dated 2011/11/23 with certificate number 14265-V1
4) The samples as received are chilled and kept in ice-box

****

PREPARED AND CHECKED BY:
For and On Behalf of **WELLAB Ltd.**

Approved Signatory: Patrick Tse
Tse Siu Kei, Patrick
Laboratory Manager

This laboratory is accredited by Hong Kong Laboratory Accreditation Scheme (HOKLAS) for specific test and / or measurants and the results shown in this report have been determined in accordance with the laboratory's terms of accreditation. It may not be reproduced except with prior written approval from WELLAB LIMITED and the results relate only to the items calibrated or tested.

WELLAB 匯力
Testing & Research
Rooms 816, 1502, 1516 and 1701-2, Technology Park, 18 On Lai Street, Shatin. N.T., HK
Tel: 2898 7388 Fax: 2898 7076
Website:http://www.wellab.com.hk E-mail:wellab@wellab.com.hk

HOKLAS 083
TEST

TEST REPORT

Laboratory No.:	14265-V2
Date of Issue:	2011-12-06
Date Received:	2011-10-06
Date Tested:	2011-10-06
Date Completed:	2011-10-12

Results:

Sample Number	14265-13	14265-14	14265-15	14265-16	14265-17	14265-18
Sample ID	ST1-a	IS2-a	IS2-a	IS2-a	ST2-a	ST2-a
Sampling Depth	B	S	M	B	S	M
Tide	Mid-Ebb	Mid-Ebb	Mid-Ebb	Mid-Ebb	Mid-Ebb	Mid-Ebb
Suspended Solids (SS), mg/L	24	15	17	22	14	15

Sample Number	14265-19	14265-20	14265-21	14265-22	14265-23	14265-24
Sample ID	ST2-a	SR6-a	SR6-a	SR6-a	ST3-a	ST3-a
Sampling Depth	B	S	M	B	S	M
Tide	Mid-Ebb	Mid-Ebb	Mid-Ebb	Mid-Ebb	Mid-Flood	Mid-Flood
Suspended Solids (SS), mg/L	14	16	12	10	28	25

Sample Number	14265-25	14265-26	14265-27	14265-28	14265-29	14265-30
Sample ID	ST3-a	CS1-a	CS1-a	CS1-a	SR1-a	IS1-a
Sampling Depth	B	S	M	B	M	S
Tide	Mid-Flood	Mid-Flood	Mid-Flood	Mid-Flood	Mid-Flood	Mid-Flood
Suspended Solids (SS), mg/L	27	19	18	24	10	15

Sample Number	14265-31	14265-32	14265-33	14265-34	14265-35	14265-36
Sample ID	IS1-a	IS1-a	ST1-a	ST1-a	ST1-a	IS2-a
Sampling Depth	M	B	S	M	B	S
Tide	Mid-Flood	Mid-Flood	Mid-Flood	Mid-Flood	Mid-Flood	Mid-Flood
Suspended Solids (SS), mg/L	19	15	17	15	16	17

Remark: 1) < = less than

2) S = Surface, M = Middle, B = Bottom

3) This report supersedes the one dated 2011/11/23 with certificate number 14265-V1

4) The samples as received are chilled and kept in ice-box

****

This laboratory is accredited by Hong Kong Laboratory Accreditation Scheme (HOKLAS) for specific test and / or measurants and the results shown in this report have been determined in accordance with the laboratory's terms of accreditation. It may not be reproduced except with prior written approval from WELLAB LIMITED and the results relate only to the items calibrated or tested.

WELLAB 匯力
Testing & Research
Rooms 816, 1502, 1516 and 1701-2, Technology Park, 18 On Lai Street, Shatin. N.T., HK
Tel: 2898 7388 Fax: 2898 7076
Website:http://www.wellab.com.hk E-mail:wellab@wellab.com.hk

HOKLAS 083
TEST

TEST REPORT

Laboratory No.:	14265-V2
Date of Issue:	2011-12-06
Date Received:	2011-10-06
Date Tested:	2011-10-06
Date Completed:	2011-10-12

Results:

Sample Number	14265-37	14265-38	14265-39	14265-40	14265-41	14265-42
Sample ID	IS2-a	IS2-a	ST2-a	ST2-a	ST2-a	SR6-a
Sampling Depth	M	B	S	M	B	S
Tide	Mid-Flood	Mid-Flood	Mid-Flood	Mid-Flood	Mid-Flood	Mid-Flood
Suspended Solids (SS), mg/L	21	16	7.3	9.3	10	4.8

Sample Number	14265-43	14265-44	14265-45	14265-46	14265-47	14265-48
Sample ID	SR6-a	ST3-b	ST3-b	ST3-b	CS1-b	CS1-b
Sampling Depth	B	S	M	B	S	M
Tide	Mid-Flood	Mid-Ebb	Mid-Ebb	Mid-Ebb	Mid-Ebb	Mid-Ebb
Suspended Solids (SS), mg/L	6.0	32	27	34	14	14

Sample Number	14265-49	14265-50	14265-51	14265-52	14265-53	14265-54
Sample ID	CS1-b	SR1-b	IS1-b	IS1-b	IS1-b	ST1-b
Sampling Depth	B	M	S	M	B	S
Tide	Mid-Ebb	Mid-Ebb	Mid-Ebb	Mid-Ebb	Mid-Ebb	Mid-Ebb
Suspended Solids (SS), mg/L	15	11	19	17	22	25

Sample Number	14265-55	14265-56	14265-57	14265-58	14265-59	14265-60
Sample ID	ST1-b	ST1-b	IS2-b	IS2-b	IS2-b	ST2-b
Sampling Depth	M	B	S	M	B	S
Tide	Mid-Ebb	Mid-Ebb	Mid-Ebb	Mid-Ebb	Mid-Ebb	Mid-Ebb
Suspended Solids (SS), mg/L	28	23	14	18	23	14

Sample Number	14265-61	14265-62	14265-63	14265-64	14265-65	14265-66
Sample ID	ST2-b	ST2-b	SR6-b	SR6-b	SR6-b	ST3-b
Sampling Depth	M	B	S	M	B	S
Tide	Mid-Ebb	Mid-Ebb	Mid-Ebb	Mid-Ebb	Mid-Ebb	Mid-Flood
Suspended Solids (SS), mg/L	15	13	16	12	10	27

Remark: 1) < = less than

2) S = Surface, M = Middle, B = Bottom

3) This report supersedes the one dated 2011/11/23 with certificate number 14265-V1

4) The samples as received are chilled and kept in ice-box

****

This laboratory is accredited by Hong Kong Laboratory Accreditation Scheme (HOKLAS) for specific test and / or measurants and the results shown in this report have been determined in accordance with the laboratory's terms of accreditation. It may not be reproduced except with prior written approval from WELLAB LIMITED and the results relate only to the items calibrated or tested.

WELLAB 匯力
Testing & Research
Rooms 816, 1502, 1516 and 1701-2, Technology Park, 18 On Lai Street, Shatin. N.T., HK
Tel: 2898 7388 Fax: 2898 7076
Website:http://www.wellab.com.hk E-mail:wellab@wellab.com.hk

HOKLAS 083
TEST

TEST REPORT

Laboratory No.:	14265-V2
Date of Issue:	2011-12-06
Date Received:	2011-10-06
Date Tested:	2011-10-06
Date Completed:	2011-10-12

Results:

Sample Number	14265-67	14265-68	14265-69	14265-70	14265-71	14265-72
Sample ID	ST3-b	ST3-b	CS1-b	CS1-b	CS1-b	SR1-b
Sampling Depth	M	B	S	M	B	M
Tide	Mid-Flood	Mid-Flood	Mid-Flood	Mid-Flood	Mid-Flood	Mid-Flood
Suspended Solids (SS), mg/L	25	27	19	18	23	10

Sample Number	14265-73	14265-74	14265-75	14265-76	14265-77	14265-78
Sample ID	IS1-b	IS1-b	IS1-b	ST1-b	ST1-b	ST1-b
Sampling Depth	S	M	B	S	M	B
Tide	Mid-Flood	Mid-Flood	Mid-Flood	Mid-Flood	Mid-Flood	Mid-Flood
Suspended Solids (SS), mg/L	15	18	15	16	15	16

Sample Number	14265-79	14265-80	14265-81	14265-82	14265-83	14265-84
Sample ID	IS2-b	IS2-b	IS2-b	ST2-b	ST2-b	ST2-b
Sampling Depth	S	M	B	S	M	B
Tide	Mid-Flood	Mid-Flood	Mid-Flood	Mid-Flood	Mid-Flood	Mid-Flood
Suspended Solids (SS), mg/L	17	20	16	7.2	9.4	10

Sample Number	14265-85	14265-86
Sample ID	SR6-b	SR6-b
Sampling Depth	S	B
Tide	Mid-Flood	Mid-Flood
Suspended Solids (SS), mg/L	4.9	6.3

Remark: 1) < = less than

2) S = Surface, M = Middle, B = Bottom

3) This report supersedes the one dated 2011/11/23 with certificate number 14265-V1

4) The samples as received are chilled and kept in ice-box

**********END OF REPORT**********

This laboratory is accredited by Hong Kong Laboratory Accreditation Scheme (HOKLAS) for specific test and / or measurants and the results shown in this report have been determined in accordance with the laboratory's terms of accreditation. It may not be reproduced except with prior written approval from WELLAB LIMITED and the results relate only to the items calibrated or tested.

WELLAB 匯力
Testing & Research
Rooms 816, 1502, 1516 and 1701-2, Technology Park, 18 On Lai Street, Shatin. N.T., HK
Tel: 2898 7388 Fax: 2898 7076
Website:http://www.wellab.com.hk E-mail:wellab@wellab.com.hk

HOKLAS 083
TEST

TEST REPORT

APPLICANT: **Cinotech Consultants Limited**
RM 1710, Technology Park,
18 On Lai Street,
Shatin, N.T., Hong Kong

Laboratory No.:	14266-V2
Date of Issue:	2011-12-07
Date Received:	2011-10-06
Date Tested:	2011-10-06
Date Completed:	2011-10-12

ATTN: **Miss Mei Ling Tang** Page: 1 of 4

Sample Description : 76 liquid samples as received by customer said to be marine water
Project No. : MA11050
Project Name : Baseline Environmental Monitoring for Hong Kong-Zhuhai-Marco Brige Hong Kong Projects - Investigation
Sampling Date : 2011-10-06

Test Requested & Methodology:

Item	Parameters	Ref. Method	Limit of Reporting
1	Suspended Solids (SS)	APHA 17ed 2540 D	*0.5 mg/L

Remark: 1) * Limit of Reporting is reported as Detection Limit

Results:

Sample Number	14266-1	14266-2	14266-3	14266-4	14266-5	14266-6
Sample ID	CS2-a	CS2-a	CS2-a	IS3-a	IS3-a	IS4-a
Sampling Depth	S	M	B	S	B	S
Tide	Mid-Ebb	Mid-Ebb	Mid-Ebb	Mid-Ebb	Mid-Ebb	Mid-Ebb
Suspended Solids (SS), mg/L	5.3	8.2	7.8	14	20	11

Sample Number	14266-7	14266-8	14266-9	14266-10	14266-11	14266-12
Sample ID	IS4-a	IS4-a	SR2-a	SR3-a	IS5-a	IS5-a
Sampling Depth	M	B	M	M	S	M
Tide	Mid-Ebb	Mid-Ebb	Mid-Ebb	Mid-Ebb	Mid-Ebb	Mid-Ebb
Suspended Solids (SS), mg/L	33	29	53	15	12	10

Remark: 1) < = less than
2) S = Surface, M = Middle, B = Bottom
3) This report supersedes the one dated 2011/11/23 with certificate number 14266-V1
4) The samples as received are chilled and kept in ice-box

****

PREPARED AND CHECKED BY:
For and On Behalf of **WELLAB Ltd.**

Approved Signatory: _____
Tse Siu Kei, Patrick
Laboratory Manager

This laboratory is accredited by Hong Kong Laboratory Accreditation Scheme (HOKLAS) for specific test and / or measurants and the results shown in this report have been determined in accordance with the laboratory's terms of accreditation. It may not be reproduced except with prior written approval from WELLAB LIMITED and the results relate only to the items calibrated or tested.

WELLAB 匯力
Testing & Research
Rooms 816, 1502, 1516 and 1701-2, Technology Park, 18 On Lai Street, Shatin. N.T., HK
Tel: 2898 7388 Fax: 2898 7076
Website:http://www.wellab.com.hk E-mail:wellab@wellab.com.hk

HOKLAS 083
TEST

TEST REPORT

Laboratory No.:	14266-V2
Date of Issue:	2011-12-07
Date Received:	2011-10-06
Date Tested:	2011-10-06
Date Completed:	2011-10-12

Results:

Sample Number	14266-13	14266-14	14266-15	14266-16	14266-17	14266-18
Sample ID	IS5-a	IS(Mf)20-a	IS(Mf)6-a	IS(Mf)6-a	IS7-a	IS7-a
Sampling Depth	B	M	S	B	S	B
Tide	Mid-Ebb	Mid-Ebb	Mid-Ebb	Mid-Ebb	Mid-Ebb	Mid-Ebb
Suspended Solids (SS), mg/L	16	63	27	10	14	13

Sample Number	14266-19	14266-20	14266-21	14266-22	14266-23	14266-24
Sample ID	IS(Mf)9-a	IS(Mf)9-a	CS2-a	CS2-a	CS2-a	IS3-a
Sampling Depth	S	B	S	M	B	S
Tide	Mid-Ebb	Mid-Ebb	Mid-Flood	Mid-Flood	Mid-Flood	Mid-Flood
Suspended Solids (SS), mg/L	18	12	16	23	27	24

Sample Number	14266-25	14266-26	14266-27	14266-28	14266-29	14266-30
Sample ID	IS3-a	IS4-a	IS4-a	IS4-a	SR2-a	SR3-a
Sampling Depth	B	S	M	B	M	S
Tide	Mid-Flood	Mid-Flood	Mid-Flood	Mid-Flood	Mid-Flood	Mid-Flood
Suspended Solids (SS), mg/L	18	15	11	13	14	7.9

Sample Number	14266-31	14266-32	14266-33	14266-34	14266-35	14266-36
Sample ID	SR3-a	IS5-a	IS5-a	IS5-a	IS(Mf)20-a	IS(Mf)6-a
Sampling Depth	B	S	M	B	M	M
Tide	Mid-Flood	Mid-Flood	Mid-Flood	Mid-Flood	Mid-Flood	Mid-Flood
Suspended Solids (SS), mg/L	7.3	8.1	8.3	11	9.3	12

Remark: 1) < = less than

2) S = Surface, M = Middle, B = Bottom

3) This report supersedes the one dated 2011/11/23 with certificate number 14266-V1

4) The samples as received are chilled and kept in ice-box

****

This laboratory is accredited by Hong Kong Laboratory Accreditation Scheme (HOKLAS) for specific test and / or measurants and the results shown in this report have been determined in accordance with the laboratory's terms of accreditation. It may not be reproduced except with prior written approval from WELLAB LIMITED and the results relate only to the items calibrated or tested.

WELLAB 匯力
Testing & Research
Rooms 816, 1502, 1516 and 1701-2, Technology Park, 18 On Lai Street, Shatin. N.T., HK
Tel: 2898 7388 Fax: 2898 7076
Website:http://www.wellab.com.hk E-mail:wellab@wellab.com.hk

HOKLAS 083
TEST

TEST REPORT

Laboratory No.:	14266-V2
Date of Issue:	2011-12-07
Date Received:	2011-10-06
Date Tested:	2011-10-06
Date Completed:	2011-10-12

Results:

Sample Number	14266-37	14266-38	14266-39	14266-40	14266-41	14266-42
Sample ID	IS7-a	IS(Mf)9-a	CS2-b	CS2-b	CS2-b	IS3-b
Sampling Depth	M	M	S	M	B	S
Tide	Mid-Flood	Mid-Flood	Mid-Ebb	Mid-Ebb	Mid-Ebb	Mid-Ebb
Suspended Solids (SS), mg/L	17	21	5.3	8.1	7.5	14

Sample Number	14266-43	14266-44	14266-45	14266-46	14266-47	14266-48
Sample ID	IS3-b	IS4-b	IS4-b	IS4-b	SR2-b	SR3-b
Sampling Depth	B	S	M	B	M	M
Tide	Mid-Ebb	Mid-Ebb	Mid-Ebb	Mid-Ebb	Mid-Ebb	Mid-Ebb
Suspended Solids (SS), mg/L	20	11	33	29	53	16

Sample Number	14266-49	14266-50	14266-51	14266-52	14266-53	14266-54
Sample ID	IS5-b	IS5-b	IS5-b	IS(Mf)20-b	IS(Mf)6-b	IS(Mf)6-b
Sampling Depth	S	M	B	M	S	B
Tide	Mid-Ebb	Mid-Ebb	Mid-Ebb	Mid-Ebb	Mid-Ebb	Mid-Ebb
Suspended Solids (SS), mg/L	12	10	16	62	27	10

Sample Number	14266-55	14266-56	14266-57	14266-58	14266-59	14266-60
Sample ID	IS7-b	IS7-b	IS(Mf)9-b	IS(Mf)9-b	CS2-b	CS2-b
Sampling Depth	S	B	S	B	S	M
Tide	Mid-Ebb	Mid-Ebb	Mid-Ebb	Mid-Ebb	Mid-Flood	Mid-Flood
Suspended Solids (SS), mg/L	14	13	18	12	16	23

Remark: 1) < = less than

2) S = Surface, M = Middle, B = Bottom

3) This report supersedes the one dated 2011/11/23 with certificate number 14266-V1

4) The samples as received are chilled and kept in ice-box

****

This laboratory is accredited by Hong Kong Laboratory Accreditation Scheme (HOKLAS) for specific test and / or measurants and the results shown in this report have been determined in accordance with the laboratory's terms of accreditation. It may not be reproduced except with prior written approval from WELLAB LIMITED and the results relate only to the items calibrated or tested.

WELLAB 匯力
Testing & Research
Rooms 816, 1502, 1516 and 1701-2, Technology Park, 18 On Lai Street, Shatin. N.T., HK
Tel: 2898 7388 Fax: 2898 7076
Website:http://www.wellab.com.hk E-mail:wellab@wellab.com.hk

HOKLAS 083
TEST

TEST REPORT

Laboratory No.:	14266-V2
Date of Issue:	2011-12-07
Date Received:	2011-10-06
Date Tested:	2011-10-06
Date Completed:	2011-10-12

Results:

Sample Number	14266-61	14266-62	14266-63	14266-64	14266-65	14266-66
Sample ID	CS2-b	IS3-b	IS3-b	IS4-b	IS4-b	IS4-b
Sampling Depth	B	S	B	S	M	B
Tide	Mid-Flood	Mid-Flood	Mid-Flood	Mid-Flood	Mid-Flood	Mid-Flood
Suspended Solids (SS), mg/L	27	23	18	15	11	13

Sample Number	14266-67	14266-68	14266-69	14266-70	14266-71	14266-72
Sample ID	SR2-b	SR3-b	SR3-b	IS5-b	IS5-b	IS5-b
Sampling Depth	M	S	B	S	M	B
Tide	Mid-Flood	Mid-Flood	Mid-Flood	Mid-Flood	Mid-Flood	Mid-Flood
Suspended Solids (SS), mg/L	14	7.9	7.1	8.0	8.2	11

Sample Number	14266-73	14266-74	14266-75	14266-76
Sample ID	IS(Mf)20-b	IS(Mf)6-b	IS7-b	IS(Mf)9-b
Sampling Depth	M	M	M	M
Tide	Mid-Flood	Mid-Flood	Mid-Flood	Mid-Flood
Suspended Solids (SS), mg/L	10	12	17	21

Remark: 1) < = less than

2) S = Surface, M = Middle, B = Bottom

3) This report supersedes the one dated 2011/11/23 with certificate number 14266-V1

4) The samples as received are chilled and kept in ice-box

**********END OF REPORT**********

This laboratory is accredited by Hong Kong Laboratory Accreditation Scheme (HOKLAS) for specific test and / or measurants and the results shown in this report have been determined in accordance with the laboratory's terms of accreditation. It may not be reproduced except with prior written approval from WELLAB LIMITED and the results relate only to the items calibrated or tested.

WELLAB 匯力
Testing & Research
Rooms 816, 1502, 1516 and 1701-2, Technology Park, 18 On Lai Street, Shatin. N.T., HK
Tel: 2898 7388 Fax: 2898 7076
Website:http://www.wellab.com.hk E-mail:wellab@wellab.com.hk

HOKLAS 083
TEST

TEST REPORT

APPLICANT: **Cinotech Consultants Limited**
RM 1710, Technology Park,
18 On Lai Street,
Shatin, N.T., Hong Kong

Laboratory No.:	14268-V2
Date of Issue:	2011-12-07
Date Received:	2011-10-06
Date Tested:	2011-10-06
Date Completed:	2011-10-12

ATTN: **Miss Mei Ling Tang** Page: 1 of 6

Sample Description : 124 liquid samples as received by customer said to be marine water
Project No. : MA11050
Project Name : Baseline Environmental Monitoring for Hong Kong-Zhuhai-Marco Brige Hong Kong Projects - Investigation
Sampling Date : 2011-10-06

Test Requested & Methodology:

Item	Parameters	Ref. Method	Limit of Reporting
1	Suspended Solids (SS)	APHA 17ed 2540 D	*0.5 mg/L

Remark: 1) * Limit of Reporting is reported as Detection Limit

Results:

Sample Number	14268-1	14268-2	14268-3	14268-4	14268-5	14268-6
Sample ID	SR10A-a	SR10A-a	SR10A-a	SR10B-a	SR10B-a	SR10B-a
Sampling Depth	S	M	B	S	M	B
Tide	Mid-Ebb	Mid-Ebb	Mid-Ebb	Mid-Ebb	Mid-Ebb	Mid-Ebb
Suspended Solids (SS), mg/L	8.2	7.1	8.0	13	9.5	12

Sample Number	14268-7	14268-8	14268-9	14268-10	14268-11	14268-12
Sample ID	CSA-a	CSA-a	CSA-a	CS6-a	CS6-a	CS6-a
Sampling Depth	S	M	B	S	M	B
Tide	Mid-Ebb	Mid-Ebb	Mid-Ebb	Mid-Ebb	Mid-Ebb	Mid-Ebb
Suspended Solids (SS), mg/L	6.6	6.5	10	8.8	13	13

Remark: 1) < = less than
2) S = Surface, M = Middle, B = Bottom
3) This report supersedes the one dated 2011/11/23 with certificate number 14268-V1
4) The samples as received are chilled and kept in ice-box

****

PREPARED AND CHECKED BY:
For and On Behalf of **WELLAB Ltd.**

Approved Signatory: Patrick Tse
Tse Siu Kei, Patrick
Laboratory Manager

This laboratory is accredited by Hong Kong Laboratory Accreditation Scheme (HOKLAS) for specific test and / or measurants and the results shown in this report have been determined in accordance with the laboratory's terms of accreditation. It may not be reproduced except with prior written approval from WELLAB LIMITED and the results relate only to the items calibrated or tested.

WELLAB 匯力
Testing & Research
Rooms 816, 1502, 1516 and 1701-2, Technology Park, 18 On Lai Street, Shatin. N.T., HK
Tel: 2898 7388 Fax: 2898 7076
Website:http://www.wellab.com.hk E-mail:wellab@wellab.com.hk

HOKLAS 083
TEST

TEST REPORT

Laboratory No.:	14268-V2
Date of Issue:	2011-12-07
Date Received:	2011-10-06
Date Tested:	2011-10-06
Date Completed:	2011-10-12

Results:

Sample Number	14268-13	14268-14	14268-15	14268-16	14268-17	14268-18
Sample ID	SR8-a	SR8-a	SR9-a	SR9-a	IS15-a	IS15-a
Sampling Depth	S	B	S	B	S	M
Tide	Mid-Ebb	Mid-Ebb	Mid-Ebb	Mid-Ebb	Mid-Ebb	Mid-Ebb
Suspended Solids (SS), mg/L	10	9.2	7.1	6.4	12	8.4

Sample Number	14268-19	14268-20	14268-21	14268-22	14268-23	14268-24
Sample ID	IS15-a	IS13-a	IS13-a	IS13-a	IS12-a	IS12-a
Sampling Depth	B	S	M	B	S	M
Tide	Mid-Ebb	Mid-Ebb	Mid-Ebb	Mid-Ebb	Mid-Ebb	Mid-Ebb
Suspended Solids (SS), mg/L	11	9.3	11	6.5	8.9	12

Sample Number	14268-25	14268-26	14268-27	14268-28	14268-29	14268-30
Sample ID	IS12-a	IS14-a	IS14-a	IS14-a	CS(Mf)5-a	CS(Mf)5-a
Sampling Depth	B	S	M	B	S	M
Tide	Mid-Ebb	Mid-Ebb	Mid-Ebb	Mid-Ebb	Mid-Ebb	Mid-Ebb
Suspended Solids (SS), mg/L	14	7.5	11	7.5	9.6	19

Sample Number	14268-31	14268-32	14268-33	14268-34	14268-35	14268-36
Sample ID	CS(Mf)5-a	SR10A-a	SR10A-a	SR10A-a	SR10B-a	SR10B-a
Sampling Depth	B	S	M	B	S	M
Tide	Mid-Ebb	Mid-Flood	Mid-Flood	Mid-Flood	Mid-Flood	Mid-Flood
Suspended Solids (SS), mg/L	17	12	11	5.7	12	8.6

Remark: 1) < = less than

2) S = Surface, M = Middle, B = Bottom

3) This report supersedes the one dated 2011/11/23 with certificate number 14268-V1

4) The samples as received are chilled and kept in ice-box

****

This laboratory is accredited by Hong Kong Laboratory Accreditation Scheme (HOKLAS) for specific test and / or measurants and the results shown in this report have been determined in accordance with the laboratory's terms of accreditation. It may not be reproduced except with prior written approval from WELLAB LIMITED and the results relate only to the items calibrated or tested.

WELLAB 匯力
Testing & Research
Rooms 816, 1502, 1516 and 1701-2, Technology Park, 18 On Lai Street, Shatin. N.T., HK
Tel: 2898 7388 Fax: 2898 7076
Website:http://www.wellab.com.hk E-mail:wellab@wellab.com.hk

HOKLAS 083
TEST

TEST REPORT

Laboratory No.:	14268-V2
Date of Issue:	2011-12-07
Date Received:	2011-10-06
Date Tested:	2011-10-06
Date Completed:	2011-10-12

Results:

Sample Number	14268-37	14268-38	14268-39	14268-40	14268-41	14268-42
Sample ID	SR10B-a	CSA-a	CSA-a	CSA-a	CS6-a	CS6-a
Sampling Depth	B	S	M	B	S	M
Tide	Mid-Flood	Mid-Flood	Mid-Flood	Mid-Flood	Mid-Flood	Mid-Flood
Suspended Solids (SS), mg/L	14	8.7	6.6	7.9	13	12

Sample Number	14268-43	14268-44	14268-45	14268-46	14268-47	14268-48
Sample ID	CS6-a	SR8-a	SR8-a	SR9-a	SR9-a	IS15-a
Sampling Depth	B	S	B	S	B	S
Tide	Mid-Flood	Mid-Flood	Mid-Flood	Mid-Flood	Mid-Flood	Mid-Flood
Suspended Solids (SS), mg/L	12	16	15	14	11	17

Sample Number	14268-49	14268-50	14268-51	14268-52	14268-53	14268-54
Sample ID	IS15-a	IS15-a	IS13-a	IS13-a	IS13-a	IS12-a
Sampling Depth	M	B	S	M	B	S
Tide	Mid-Flood	Mid-Flood	Mid-Flood	Mid-Flood	Mid-Flood	Mid-Flood
Suspended Solids (SS), mg/L	13	19	14	10	9.5	9.6

Sample Number	14268-55	14268-56	14268-57	14268-58	14268-59	14268-60
Sample ID	IS12-a	IS12-a	IS14-a	IS14-a	IS14-a	CS(Mf)5-a
Sampling Depth	M	B	S	M	B	S
Tide	Mid-Flood	Mid-Flood	Mid-Flood	Mid-Flood	Mid-Flood	Mid-Flood
Suspended Solids (SS), mg/L	13	8.2	9.5	9.3	12	11

Remark: 1) < = less than

2) S = Surface, M = Middle, B = Bottom

3) This report supersedes the one dated 2011/11/23 with certificate number 14268-V1

4) The samples as received are chilled and kept in ice-box

****

This laboratory is accredited by Hong Kong Laboratory Accreditation Scheme (HOKLAS) for specific test and / or measurants and the results shown in this report have been determined in accordance with the laboratory's terms of accreditation. It may not be reproduced except with prior written approval from WELLAB LIMITED and the results relate only to the items calibrated or tested.

WELLAB 匯力
Testing & Research
Rooms 816, 1502, 1516 and 1701-2, Technology Park, 18 On Lai Street, Shatin. N.T., HK
Tel: 2898 7388 Fax: 2898 7076
Website:http://www.wellab.com.hk E-mail:wellab@wellab.com.hk

HOKLAS 083
TEST

TEST REPORT

Laboratory No.:	14268-V2
Date of Issue:	2011-12-07
Date Received:	2011-10-06
Date Tested:	2011-10-06
Date Completed:	2011-10-12

Results:

Sample Number	14268-61	14268-62	14268-63	14268-64	14268-65	14268-66
Sample ID	CS(Mf)5-a	CS(Mf)5-a	SR10A-b	SR10A-b	SR10A-b	SR10B-b
Sampling Depth	M	B	S	M	B	S
Tide	Mid-Flood	Mid-Flood	Mid-Ebb	Mid-Ebb	Mid-Ebb	Mid-Ebb
Suspended Solids (SS), mg/L	12	14	8.3	7.0	8.2	12

Sample Number	14268-67	14268-68	14268-69	14268-70	14268-71	14268-72
Sample ID	SR10B-b	SR10B-b	CSA-b	CSA-b	CSA-b	CS6-b
Sampling Depth	M	B	S	M	B	S
Tide	Mid-Ebb	Mid-Ebb	Mid-Ebb	Mid-Ebb	Mid-Ebb	Mid-Ebb
Suspended Solids (SS), mg/L	9.1	13	6.6	6.4	10	9.1

Sample Number	14268-73	14268-74	14268-75	14268-76	14268-77	14268-78
Sample ID	CS6-b	CS6-b	SR8-b	SR8-b	SR9-b	SR9-b
Sampling Depth	M	B	S	B	S	B
Tide	Mid-Ebb	Mid-Ebb	Mid-Ebb	Mid-Ebb	Mid-Ebb	Mid-Ebb
Suspended Solids (SS), mg/L	12	12	9.9	9.2	7.1	6.4

Sample Number	14268-79	14268-80	14268-81	14268-82	14268-83	14268-84
Sample ID	IS15-b	IS15-b	IS15-b	IS13-b	IS13-b	IS13-b
Sampling Depth	S	M	B	S	M	B
Tide	Mid-Ebb	Mid-Ebb	Mid-Ebb	Mid-Ebb	Mid-Ebb	Mid-Ebb
Suspended Solids (SS), mg/L	11	8.4	11	9.4	11	6.6

Remark: 1) < = less than

2) S = Surface, M = Middle, B = Bottom

3) This report supersedes the one dated 2011/11/23 with certificate number 14268-V1

4) The samples as received are chilled and kept in ice-box

****

This laboratory is accredited by Hong Kong Laboratory Accreditation Scheme (HOKLAS) for specific test and / or measurants and the results shown in this report have been determined in accordance with the laboratory's terms of accreditation. It may not be reproduced except with prior written approval from WELLAB LIMITED and the results relate only to the items calibrated or tested.

WELLAB 匯力
Testing & Research
Rooms 816, 1502, 1516 and 1701-2, Technology Park, 18 On Lai Street, Shatin. N.T., HK
Tel: 2898 7388 Fax: 2898 7076
Website:http://www.wellab.com.hk E-mail:wellab@wellab.com.hk

HOKLAS 083
TEST

TEST REPORT

Laboratory No.:	14268-V2
Date of Issue:	2011-12-07
Date Received:	2011-10-06
Date Tested:	2011-10-06
Date Completed:	2011-10-12

Results:

Sample Number	14268-85	14268-86	14268-87	14268-88	14268-89	14268-90
Sample ID	IS12-b	IS12-b	IS12-b	IS14-b	IS14-b	IS14-b
Sampling Depth	S	M	B	S	M	B
Tide	Mid-Ebb	Mid-Ebb	Mid-Ebb	Mid-Ebb	Mid-Ebb	Mid-Ebb
Suspended Solids (SS), mg/L	9.2	12	14	7.4	10	7.7

Sample Number	14268-91	14268-92	14268-93	14268-94	14268-95	14268-96
Sample ID	CS(Mf)5-b	CS(Mf)5-b	CS(Mf)5-b	SR10A-b	SR10A-b	SR10A-b
Sampling Depth	S	M	B	S	M	B
Tide	Mid-Ebb	Mid-Ebb	Mid-Ebb	Mid-Flood	Mid-Flood	Mid-Flood
Suspended Solids (SS), mg/L	9.4	18	17	12	11	5.6

Sample Number	14268-97	14268-98	14268-99	14268-100	14268-101	14268-102
Sample ID	SR10B-b	SR10B-b	SR10B-b	CSA-b	CSA-b	CSA-b
Sampling Depth	S	M	B	S	M	B
Tide	Mid-Flood	Mid-Flood	Mid-Flood	Mid-Flood	Mid-Flood	Mid-Flood
Suspended Solids (SS), mg/L	12	8.5	14	8.7	6.6	7.8

Sample Number	14268-103	14268-104	14268-105	14268-106	14268-107	14268-108
Sample ID	CS6-b	CS6-b	CS6-b	SR8-b	SR8-b	SR9-b
Sampling Depth	S	M	B	S	B	S
Tide	Mid-Flood	Mid-Flood	Mid-Flood	Mid-Flood	Mid-Flood	Mid-Flood
Suspended Solids (SS), mg/L	13	13	12	16	14	14

Remark: 1) < = less than

2) S = Surface, M = Middle, B = Bottom

3) This report supersedes the one dated 2011/11/23 with certificate number 14268-V1

4) The samples as received are chilled and kept in ice-box

****

This laboratory is accredited by Hong Kong Laboratory Accreditation Scheme (HOKLAS) for specific test and / or measurants and the results shown in this report have been determined in accordance with the laboratory's terms of accreditation. It may not be reproduced except with prior written approval from WELLAB LIMITED and the results relate only to the items calibrated or tested.

WELLAB 匯力
Testing & Research
Rooms 816, 1502, 1516 and 1701-2, Technology Park, 18 On Lai Street, Shatin. N.T., HK
Tel: 2898 7388 Fax: 2898 7076
Website:http://www.wellab.com.hk E-mail:wellab@wellab.com.hk

HOKLAS 083
TEST

TEST REPORT

Laboratory No.:	14268-V2
Date of Issue:	2011-12-07
Date Received:	2011-10-06
Date Tested:	2011-10-06
Date Completed:	2011-10-12

Results:

Sample Number	14268-109	14268-110	14268-111	14268-112	14268-113	14268-114
Sample ID	SR9-b	IS15-b	IS15-b	IS15-b	IS13-b	IS13-b
Sampling Depth	B	S	M	B	S	M
Tide	Mid-Flood	Mid-Flood	Mid-Flood	Mid-Flood	Mid-Flood	Mid-Flood
Suspended Solids (SS), mg/L	11	17	14	19	15	10

Sample Number	14268-115	14268-116	14268-117	14268-118	14268-119	14268-120
Sample ID	IS13-b	IS12-b	IS12-b	IS12-b	IS14-b	IS14-b
Sampling Depth	B	S	M	B	S	M
Tide	Mid-Flood	Mid-Flood	Mid-Flood	Mid-Flood	Mid-Flood	Mid-Flood
Suspended Solids (SS), mg/L	10	9.6	13	7.9	9.3	9.5

Sample Number	14268-121	14268-122	14268-123	14268-124
Sample ID	IS14-b	CS(Mf)5-b	CS(Mf)5-b	CS(Mf)5-b
Sampling Depth	B	S	M	B
Tide	Mid-Flood	Mid-Flood	Mid-Flood	Mid-Flood
Suspended Solids (SS), mg/L	12	11	12	14

Remark: 1) < = less than

2) S = Surface, M = Middle, B = Bottom

3) This report supersedes the one dated 2011/11/23 with certificate number 14268-V1

4) The samples as received are chilled and kept in ice-box

**********END OF REPORT**********

This laboratory is accredited by Hong Kong Laboratory Accreditation Scheme (HOKLAS) for specific test and / or measurants and the results shown in this report have been determined in accordance with the laboratory's terms of accreditation. It may not be reproduced except with prior written approval from WELLAB LIMITED and the results relate only to the items calibrated or tested.

WELLAB 匯力 Testing & Research
Rooms 816, 1502, 1516 and 1701-2, Technology Park, 18 On Lai Street, Shatin. N.T., HK
Tel: 2898 7388 Fax: 2898 7076
Website:http://www.wellab.com.hk E-mail:wellab@wellab.com.hk

HOKLAS 083 TEST

TEST REPORT

APPLICANT: **Cinotech Consultants Limited**
RM 1710, Technology Park,
18 On Lai Street,
Shatin, N.T., Hong Kong

Laboratory No.:	14267-V2
Date of Issue:	2011-12-07
Date Received:	2011-10-06
Date Tested:	2011-10-06
Date Completed:	2011-10-12

ATTN: **Miss Mei Ling Tang** Page: 1 of 6

Sample Description : 116 liquid samples as received by customer said to be marine water
Project No. : MA11050
Project Name : Baseline Environmental Monitoring for Hong Kong-Zhuhai-Marco Brige Hong Kong Projects - Investigation
Sampling Date : 2011-10-06

Test Requested & Methodology:

Item	Parameters	Ref. Method	Limit of Reporting
1	Suspended Solids (SS)	APHA 17ed 2540 D	*0.5 mg/L

Remark: 1) * Limit of Reporting is reported as Detection Limit

Results:

Sample Number	14267-1	14267-2	14267-3	14267-4	14267-5	14267-6
Sample ID	SR4-a	SR4-a	IS8-a	IS8-a	IS17-a	IS17-a
Sampling Depth	S	B	S	B	S	M
Tide	Mid-Ebb	Mid-Ebb	Mid-Ebb	Mid-Ebb	Mid-Ebb	Mid-Ebb
Suspended Solids (SS), mg/L	8.2	12	5.3	17	12	15

Sample Number	14267-7	14267-8	14267-9	14267-10	14267-11	14267-12
Sample ID	IS17-a	GG1-a	GG1-a	GG1-a	SR7-a	SR7-a
Sampling Depth	B	S	M	B	S	B
Tide	Mid-Ebb	Mid-Ebb	Mid-Ebb	Mid-Ebb	Mid-Ebb	Mid-Ebb
Suspended Solids (SS), mg/L	34	14	10	14	13	23

Remark: 1) < = less than
2) S = Surface, M = Middle, B = Bottom
3) This report supersedes the one dated 2011/11/23 with certificate number 14267-V1
4) The samples as received are chilled and kept in ice-box

****

PREPARED AND CHECKED BY:
For and On Behalf of **WELLAB Ltd.**

Approved Signatory: _____
Tse Siu Kei, Patrick
Laboratory Manager

This laboratory is accredited by Hong Kong Laboratory Accreditation Scheme (HOKLAS) for specific test and / or measurants and the results shown in this report have been determined in accordance with the laboratory's terms of accreditation. It may not be reproduced except with prior written approval from WELLAB LIMITED and the results relate only to the items calibrated or tested.

WELLAB 匯力
Testing & Research
Rooms 816, 1502, 1516 and 1701-2, Technology Park, 18 On Lai Street, Shatin. N.T., HK
Tel: 2898 7388 Fax: 2898 7076
Website:http://www.wellab.com.hk E-mail:wellab@wellab.com.hk

HOKLAS 083
TEST

TEST REPORT

Laboratory No.:	14267-V2
Date of Issue:	2011-12-07
Date Received:	2011-10-06
Date Tested:	2011-10-06
Date Completed:	2011-10-12

Results:

Sample Number	14267-13	14267-14	14267-15	14267-16	14267-17	14267-18
Sample ID	IS10-a	IS10-a	IS10-a	IS(Mf)16-a	IS(Mf)16-a	IS(Mf)16-a
Sampling Depth	S	M	B	S	M	B
Tide	Mid-Ebb	Mid-Ebb	Mid-Ebb	Mid-Ebb	Mid-Ebb	Mid-Ebb
Suspended Solids (SS), mg/L	11	6.1	15	8.2	12	17

Sample Number	14267-19	14267-20	14267-21	14267-22	14267-23	14267-24
Sample ID	IS(Mf)11-a	IS(Mf)11-a	IS(Mf)11-a	SR5-a	SR5-a	CS(Mf)3-a
Sampling Depth	S	M	B	S	B	S
Tide	Mid-Ebb	Mid-Ebb	Mid-Ebb	Mid-Ebb	Mid-Ebb	Mid-Ebb
Suspended Solids (SS), mg/L	10	11	19	19	15	4.2

Sample Number	14267-25	14267-26	14267-27	14267-28	14267-29	14267-30
Sample ID	CS(Mf)3-a	CS4-a	CS4-a	CS4-a	SR4-a	SR4-a
Sampling Depth	B	S	M	B	S	B
Tide	Mid-Ebb	Mid-Ebb	Mid-Ebb	Mid-Ebb	Mid-Flood	Mid-Flood
Suspended Solids (SS), mg/L	4.9	12	16	12	13	13

Sample Number	14267-31	14267-32	14267-33	14267-34	14267-35	14267-36
Sample ID	IS8-a	IS8-a	IS17-a	IS17-a	IS17-a	GG1-a
Sampling Depth	S	B	S	M	B	S
Tide	Mid-Flood	Mid-Flood	Mid-Flood	Mid-Flood	Mid-Flood	Mid-Flood
Suspended Solids (SS), mg/L	16	15	5.1	12	14	8.2

Remark: 1) < = less than

2) S = Surface, M = Middle, B = Bottom

3) This report supersedes the one dated 2011/11/23 with certificate number 14267-V1

4) The samples as received are chilled and kept in ice-box

****

This laboratory is accredited by Hong Kong Laboratory Accreditation Scheme (HOKLAS) for specific test and / or measurants and the results shown in this report have been determined in accordance with the laboratory's terms of accreditation. It may not be reproduced except with prior written approval from WELLAB LIMITED and the results relate only to the items calibrated or tested.

WELLAB 匯力
Testing & Research
Rooms 816, 1502, 1516 and 1701-2, Technology Park, 18 On Lai Street, Shatin. N.T., HK
Tel: 2898 7388 Fax: 2898 7076
Website:http://www.wellab.com.hk E-mail:wellab@wellab.com.hk

HOKLAS 083
TEST

TEST REPORT

Laboratory No.:	14267-V2
Date of Issue:	2011-12-07
Date Received:	2011-10-06
Date Tested:	2011-10-06
Date Completed:	2011-10-12

Results:

Sample Number	14267-37	14267-38	14267-39	14267-40	14267-41	14267-42
Sample ID	GG1-a	GG1-a	SR7-a	SR7-a	IS10-a	IS10-a
Sampling Depth	M	B	S	B	S	M
Tide	Mid-Flood	Mid-Flood	Mid-Flood	Mid-Flood	Mid-Flood	Mid-Flood
Suspended Solids (SS), mg/L	7.2	8.5	12	11	17	14

Sample Number	14267-43	14267-44	14267-45	14267-46	14267-47	14267-48
Sample ID	IS10-a	IS(Mf)16-a	IS(Mf)16-a	IS(Mf)16-a	IS(Mf)11-a	IS(Mf)11-a
Sampling Depth	B	S	M	B	S	M
Tide	Mid-Flood	Mid-Flood	Mid-Flood	Mid-Flood	Mid-Flood	Mid-Flood
Suspended Solids (SS), mg/L	17	14	12	12	11	10

Sample Number	14267-49	14267-50	14267-51	14267-52	14267-53	14267-54
Sample ID	IS(Mf)11-a	SR5-a	SR5-a	SR5-a	CS(Mf)3-a	CS(Mf)3-a
Sampling Depth	B	S	M	B	S	M
Tide	Mid-Flood	Mid-Flood	Mid-Flood	Mid-Flood	Mid-Flood	Mid-Flood
Suspended Solids (SS), mg/L	9.0	40	27	27	17	38

Sample Number	14267-55	14267-56	14267-57	14267-58	14267-59	14267-60
Sample ID	CS(Mf)3-a	CS4-a	CS4-a	CS4-a	SR4-b	SR4-b
Sampling Depth	B	S	M	B	S	B
Tide	Mid-Flood	Mid-Flood	Mid-Flood	Mid-Flood	Mid-Ebb	Mid-Ebb
Suspended Solids (SS), mg/L	71	8.1	7.7	11	8.5	12

Remark: 1) < = less than

2) S = Surface, M = Middle, B = Bottom

3) This report supersedes the one dated 2011/11/23 with certificate number 14267-V1

4) The samples as received are chilled and kept in ice-box

****

This laboratory is accredited by Hong Kong Laboratory Accreditation Scheme (HOKLAS) for specific test and / or measurants and the results shown in this report have been determined in accordance with the laboratory's terms of accreditation. It may not be reproduced except with prior written approval from WELLAB LIMITED and the results relate only to the items calibrated or tested.

WELLAB 匯力
Testing & Research
Rooms 816, 1502, 1516 and 1701-2, Technology Park, 18 On Lai Street, Shatin. N.T., HK
Tel: 2898 7388 Fax: 2898 7076
Website:http://www.wellab.com.hk E-mail:wellab@wellab.com.hk

HOKLAS 083
TEST

TEST REPORT

Laboratory No.:	14267-V2
Date of Issue:	2011-12-07
Date Received:	2011-10-06
Date Tested:	2011-10-06
Date Completed:	2011-10-12

Results

Sample Number	14267-61	14267-62	14267-63	14267-64	14267-65	14267-66
Sample ID	IS8-b	IS8-b	IS17-b	IS17-b	IS17-b	GG1-b
Sampling Depth	S	B	S	M	B	S
Tide	Mid-Ebb	Mid-Ebb	Mid-Ebb	Mid-Ebb	Mid-Ebb	Mid-Ebb
Suspended Solids (SS), mg/L	5.2	17	12	15	34	14

Sample Number	14267-67	14267-68	14267-69	14267-70	14267-71	14267-72
Sample ID	GG1-b	GG1-b	SR7-b	SR7-b	IS10-b	IS10-b
Sampling Depth	M	B	S	B	S	M
Tide	Mid-Ebb	Mid-Ebb	Mid-Ebb	Mid-Ebb	Mid-Ebb	Mid-Ebb
Suspended Solids (SS), mg/L	10	14	13	23	10	6.0

Sample Number	14267-73	14267-74	14267-75	14267-76	14267-77	14267-78
Sample ID	IS10-b	IS(Mf)16-b	IS(Mf)16-b	IS(Mf)16-b	IS(Mf)11-b	IS(Mf)11-b
Sampling Depth	B	S	M	B	S	M
Tide	Mid-Ebb	Mid-Ebb	Mid-Ebb	Mid-Ebb	Mid-Ebb	Mid-Ebb
Suspended Solids (SS), mg/L	15	8.4	12	17	10	11

Remark: 1) < = less than

2) S = Surface, M = Middle, B = Bottom

3) This report supersedes the one dated 2011/11/23 with certificate number 14267-V1

4) The samples as received are chilled and kept in ice-box

****

This laboratory is accredited by Hong Kong Laboratory Accreditation Scheme (HOKLAS) for specific test and / or measurants and the results shown in this report have been determined in accordance with the laboratory's terms of accreditation. It may not be reproduced except with prior written approval from WELLAB LIMITED and the results relate only to the items calibrated or tested.

WELLAB 匯力
Testing & Research
Rooms 816, 1502, 1516 and 1701-2, Technology Park, 18 On Lai Street, Shatin. N.T., HK
Tel: 2898 7388 Fax: 2898 7076
Website:http://www.wellab.com.hk E-mail:wellab@wellab.com.hk

HOKLAS 083
TEST

TEST REPORT

Laboratory No.:	14267-V2
Date of Issue:	2011-12-07
Date Received:	2011-10-06
Date Tested:	2011-10-06
Date Completed:	2011-10-12

Results:

Sample Number	14267-79	14267-80	14267-81	14267-82	14267-83	14267-84
Sample ID	IS(Mf)11-b	SR5-b	SR5-b	CS(Mf)3-b	CS(Mf)3-b	CS4-b
Sampling Depth	B	S	B	S	B	S
Tide	Mid-Ebb	Mid-Ebb	Mid-Ebb	Mid-Ebb	Mid-Ebb	Mid-Ebb
Suspended Solids (SS), mg/L	19	18	14	4.2	4.9	12

Sample Number	14267-85	14267-86	14267-87	14267-88	14267-89	14267-90
Sample ID	CS4-b	CS4-b	SR4-b	SR4-b	IS8-b	IS8-b
Sampling Depth	M	B	S	B	S	B
Tide	Mid-Ebb	Mid-Ebb	Mid-Flood	Mid-Flood	Mid-Flood	Mid-Flood
Suspended Solids (SS), mg/L	16	12	13	13	16	15

Sample Number	14267-91	14267-92	14267-93	14267-94	14267-95	14267-96
Sample ID	IS17-b	IS17-b	IS17-b	GG1-b	GG1-b	GG1-b
Sampling Depth	S	M	B	S	M	B
Tide	Mid-Flood	Mid-Flood	Mid-Flood	Mid-Flood	Mid-Flood	Mid-Flood
Suspended Solids (SS), mg/L	5.1	11	14	8.0	7.2	8

Sample Number	14267-97	14267-98	14267-99	14267-100	14267-101	14267-102
Sample ID	SR7-b	SR7-b	IS10-b	IS10-b	IS10-b	IS(Mf)16-b
Sampling Depth	S	B	S	M	B	S
Tide	Mid-Flood	Mid-Flood	Mid-Flood	Mid-Flood	Mid-Flood	Mid-Flood
Suspended Solids (SS), mg/L	12	12	17	14	17	14

Remark: 1) < = less than

2) S = Surface, M = Middle, B = Bottom

3) This report supersedes the one dated 2011/11/23 with certificate number 14267-V1

4) The samples as received are chilled and kept in ice-box

****

This laboratory is accredited by Hong Kong Laboratory Accreditation Scheme (HOKLAS) for specific test and / or measurants and the results shown in this report have been determined in accordance with the laboratory's terms of accreditation. It may not be reproduced except with prior written approval from WELLAB LIMITED and the results relate only to the items calibrated or tested.

WELLAB 匯力
Testing & Research
Rooms 816, 1502, 1516 and 1701-2, Technology Park, 18 On Lai Street, Shatin. N.T., HK
Tel: 2898 7388 Fax: 2898 7076
Website:http://www.wellab.com.hk E-mail:wellab@wellab.com.hk

HOKLAS 083
TEST

TEST REPORT

Laboratory No.:	14267-V2
Date of Issue:	2011-12-07
Date Received:	2011-10-06
Date Tested:	2011-10-06
Date Completed:	2011-10-12

Results:

Sample Number	14267-103	14267-104	14267-105	14267-106	14267-107	14267-108
Sample ID	IS(Mf)16-b	IS(Mf)16-b	IS(Mf)11-b	IS(Mf)11-b	IS(Mf)11-b	SR5-b
Sampling Depth	M	B	S	M	B	S
Tide	Mid-Flood	Mid-Flood	Mid-Flood	Mid-Flood	Mid-Flood	Mid-Flood
Suspended Solids (SS), mg/L	12	11	12	9.4	8.9	40

Sample Number	14267-109	14267-110	14267-111	14267-112	14267-113	14267-114
Sample ID	SR5-b	SR5-b	CS(Mf)3-b	CS(Mf)3-b	CS(Mf)3-b	CS4-b
Sampling Depth	M	B	S	M	B	S
Tide	Mid-Flood	Mid-Flood	Mid-Flood	Mid-Flood	Mid-Flood	Mid-Flood
Suspended Solids (SS), mg/L	27	26	17	38	74	8.1

Sample Number	14267-115	14267-116
Sample ID	CS4-b	CS4-b
Sampling Depth	M	B
Tide	Mid-Flood	Mid-Flood
Suspended Solids (SS), mg/L	7.8	11

Remark: 1) < = less than

2) S = Surface, M = Middle, B = Bottom

3) This report supersedes the one dated 2011/11/23 with certificate number 14267-V1

4) The samples as received are chilled and kept in ice-box

**********END OF REPORT**********

This laboratory is accredited by Hong Kong Laboratory Accreditation Scheme (HOKLAS) for specific test and / or measurants and the results shown in this report have been determined in accordance with the laboratory's terms of accreditation. It may not be reproduced except with prior written approval from WELLAB LIMITED and the results relate only to the items calibrated or tested.

WELLAB 滙力
Testing & Research
Rooms 816, 1502, 1516 and 1701-2, Technology Park, 18 On Lai Street, Shatin. N.T., HK
Tel: 2898 7388 Fax: 2898 7076
Website:http://www.wellab.com.hk E-mail:wellab@wellab.com.hk

HOKLAS 083
TEST

TEST REPORT

APPLICANT: **Cinotech Consultants Limited**
RM 1710, Technology Park,
18 On Lai Street,
Shatin, N.T., Hong Kong

Laboratory No.:	14274-V2
Date of Issue:	2011-12-07
Date Received:	2011-10-08
Date Tested:	2011-10-08
Date Completed:	2011-10-14

ATTN: **Miss Mei Ling Tang** Page: 1 of 4

Sample Description : 84 liquid samples as received by customer said to be marine water
Project No. : MA11050
Project Name : Baseline Environmental Monitoring for Hong Kong-Zhuhai-Marco Brige Hong Kong Projects - Investigation
Sampling Date : 2011-10-08

Test Requested & Methodology:

Item	Parameters	Ref. Method	Limit of Reporting
1	Suspended Solids (SS)	APHA 17ed 2540 D	*0.5 mg/L

Remark: 1) * Limit of Reporting is reported as Detection Limit

Results:

Sample Number	14274-1	14274-2	14274-3	14274-4	14274-5	14274-6
Sample ID	ST3-a	ST3-a	ST3-a	CS1-a	CS1-a	CS1-a
Sampling Depth	S	M	B	S	M	B
Tide	Mid-Ebb	Mid-Ebb	Mid-Ebb	Mid-Ebb	Mid-Ebb	Mid-Ebb
Suspended Solids (SS), mg/L	9.5	29	22	11	11	20

Sample Number	14274-7	14274-9	14274-10	14274-11	14274-12	14274-13
Sample ID	SR1-a	IS1-a	IS1-a	IS1-a	ST1-a	ST1-a
Sampling Depth	M	S	M	B	S	M
Tide	Mid-Ebb	Mid-Ebb	Mid-Ebb	Mid-Ebb	Mid-Ebb	Mid-Ebb
Suspended Solids (SS), mg/L	11	13	11	12	4.7	9.6

Remark: 1) < = less than
2) S = Surface, M = Middle, B = Bottom
3) This report supersedes the one dated 2011/11/23 with certificate number 14274-V1
4) The samples as received are chilled and kept in ice-box

****

PREPARED AND CHECKED BY:
For and On Behalf of **WELLAB Ltd.**

Approved Signatory: _____
Tse Siu Kei, Patrick
Laboratory Manager

This laboratory is accredited by Hong Kong Laboratory Accreditation Scheme (HOKLAS) for specific test and / or measurants and the results shown in this report have been determined in accordance with the laboratory's terms of accreditation. It may not be reproduced except with prior written approval from WELLAB LIMITED and the results relate only to the items calibrated or tested.

WELLAB 匯力
Testing & Research
Rooms 816, 1502, 1516 and 1701-2, Technology Park, 18 On Lai Street, Shatin. N.T., HK
Tel: 2898 7388 Fax: 2898 7076
Website:http://www.wellab.com.hk E-mail:wellab@wellab.com.hk

HOKLAS 083
TEST

TEST REPORT

Laboratory No.:	14274-V2
Date of Issue:	2011-12-07
Date Received:	2011-10-08
Date Tested:	2011-10-08
Date Completed:	2011-10-14

Results:

Sample Number	14274-14	14274-15	14274-16	14274-17	14274-18	14274-19
Sample ID	ST1-a	IS2-a	IS2-a	IS2-a	ST2-a	ST2-a
Sampling Depth	B	S	M	B	S	M
Tide	Mid-Ebb	Mid-Ebb	Mid-Ebb	Mid-Ebb	Mid-Ebb	Mid-Ebb
Suspended Solids (SS), mg/L	14	9.1	11	19	19	11

Sample Number	14274-20	14274-21	14274-22	14274-23	14274-24	14274-25
Sample ID	ST2-a	SR6-a	SR6-a	ST3-a	ST3-a	ST3-a
Sampling Depth	B	S	B	S	M	B
Tide	Mid-Ebb	Mid-Ebb	Mid-Ebb	Mid-Flood	Mid-Flood	Mid-Flood
Suspended Solids (SS), mg/L	10	5.8	11	35	22	50

Sample Number	14274-26	14274-27	14274-28	14274-29	14274-30	14274-31
Sample ID	CS1-a	CS1-a	CS1-a	SR1-a	IS1-a	IS1-a
Sampling Depth	S	M	B	M	S	M
Tide	Mid-Flood	Mid-Flood	Mid-Flood	Mid-Flood	Mid-Flood	Mid-Flood
Suspended Solids (SS), mg/L	14	55	53	27	20	27

Sample Number	14274-32	14274-33	14274-34	14274-35	14274-36	14274-37
Sample ID	IS1-a	ST1-a	ST1-a	ST1-a	IS2-a	IS2-a
Sampling Depth	B	S	M	B	S	M
Tide	Mid-Flood	Mid-Flood	Mid-Flood	Mid-Flood	Mid-Flood	Mid-Flood
Suspended Solids (SS), mg/L	29	7.2	7.2	8.4	17	7.9

Remark: 1) < = less than

2) S = Surface, M = Middle, B = Bottom

3) This report supersedes the one dated 2011/11/23 with certificate number 14274-V1

4) The samples as received are chilled and kept in ice-box

****

This laboratory is accredited by Hong Kong Laboratory Accreditation Scheme (HOKLAS) for specific test and / or measurants and the results shown in this report have been determined in accordance with the laboratory's terms of accreditation. It may not be reproduced except with prior written approval from WELLAB LIMITED and the results relate only to the items calibrated or tested.

WELLAB 匯力
Testing & Research
Rooms 816, 1502, 1516 and 1701-2, Technology Park, 18 On Lai Street, Shatin. N.T., HK
Tel: 2898 7388 Fax: 2898 7076
Website:http://www.wellab.com.hk E-mail:wellab@wellab.com.hk

HOKLAS 083
TEST

TEST REPORT

Laboratory No.:	14274-V2
Date of Issue:	2011-12-07
Date Received:	2011-10-08
Date Tested:	2011-10-08
Date Completed:	2011-10-14

Results:

Sample Number	14274-38	14274-39	14274-40	14274-41	14274-42	14274-43
Sample ID	IS2-a	ST2-a	ST2-a	ST2-a	SR6-a	SR6-a
Sampling Depth	B	S	M	B	S	B
Tide	Mid-Flood	Mid-Flood	Mid-Flood	Mid-Flood	Mid-Flood	Mid-Flood
Suspended Solids (SS), mg/L	12	5.7	9.6	11	8.9	17

Sample Number	14274-44	14274-45	14274-46	14274-47	14274-48	14274-49
Sample ID	ST3-b	ST3-b	ST3-b	CS1-b	CS1-b	CS1-b
Sampling Depth	S	M	B	S	M	B
Tide	Mid-Ebb	Mid-Ebb	Mid-Ebb	Mid-Ebb	Mid-Ebb	Mid-Ebb
Suspended Solids (SS), mg/L	9.4	28	22	12	11	20

Sample Number	14274-50	14274-51	14274-52	14274-53	14274-54	14274-55
Sample ID	SR1-b	IS1-b	IS1-b	IS1-b	ST1-b	ST1-b
Sampling Depth	M	S	M	B	S	M
Tide	Mid-Ebb	Mid-Ebb	Mid-Ebb	Mid-Ebb	Mid-Ebb	Mid-Ebb
Suspended Solids (SS), mg/L	11	12	11	13	4.9	9.9

Sample Number	14274-56	14274-57	14274-58	14274-59	14274-60	14274-61
Sample ID	ST1-b	IS2-b	IS2-b	IS2-b	ST2-b	ST2-b
Sampling Depth	B	S	M	B	S	M
Tide	Mid-Ebb	Mid-Ebb	Mid-Ebb	Mid-Ebb	Mid-Ebb	Mid-Ebb
Suspended Solids (SS), mg/L	14	9.1	11	19	20	11

Remark: 1) < = less than

2) S = Surface, M = Middle, B = Bottom

3) This report supersedes the one dated 2011/11/23 with certificate number 14274-V1

4) The samples as received are chilled and kept in ice-box

****

This laboratory is accredited by Hong Kong Laboratory Accreditation Scheme (HOKLAS) for specific test and / or measurants and the results shown in this report have been determined in accordance with the laboratory's terms of accreditation. It may not be reproduced except with prior written approval from WELLAB LIMITED and the results relate only to the items calibrated or tested.

WELLAB 匯力
Testing & Research
Rooms 816, 1502, 1516 and 1701-2, Technology Park, 18 On Lai Street, Shatin. N.T., HK
Tel: 2898 7388 Fax: 2898 7076
Website:http://www.wellab.com.hk E-mail:wellab@wellab.com.hk

HOKLAS 083
TEST

TEST REPORT

Laboratory No.:	14274-V2
Date of Issue:	2011-12-07
Date Received:	2011-10-08
Date Tested:	2011-10-08
Date Completed:	2011-10-14

Results:

Sample Number	14274-62	14274-63	14274-65	14274-66	14274-67	14274-68
Sample ID	ST2-b	SR6-b	SR6-b	ST3-b	ST3-b	ST3-b
Sampling Depth	B	S	B	S	M	B
Tide	Mid-Ebb	Mid-Ebb	Mid-Ebb	Mid-Flood	Mid-Flood	Mid-Flood
Suspended Solids (SS), mg/L	10	6.0	11	35	22	49

Sample Number	14274-69	14274-70	14274-71	14274-72	14274-73	14274-74
Sample ID	CS1-b	CS1-b	CS1-b	SR1-b	IS1-b	IS1-b
Sampling Depth	S	M	B	M	S	M
Tide	Mid-Flood	Mid-Flood	Mid-Flood	Mid-Flood	Mid-Flood	Mid-Flood
Suspended Solids (SS), mg/L	14	55	52	26	20	27

Sample Number	14274-75	14274-76	14274-77	14274-78	14274-79	14274-80
Sample ID	IS1-b	ST1-b	ST1-b	ST1-b	IS2-b	IS2-b
Sampling Depth	B	S	M	B	S	M
Tide	Mid-Flood	Mid-Flood	Mid-Flood	Mid-Flood	Mid-Flood	Mid-Flood
Suspended Solids (SS), mg/L	29	7.1	7.0	8.4	17	7.9

Sample Number	14274-81	14274-82	14274-83	14274-84	14274-85	14274-86
Sample ID	IS2-b	ST2-b	ST2-b	ST2-b	SR6-b	SR6-b
Sampling Depth	B	S	M	B	S	B
Tide	Mid-Flood	Mid-Flood	Mid-Flood	Mid-Flood	Mid-Flood	Mid-Flood
Suspended Solids (SS), mg/L	12	5.6	9.6	11	8.9	17

Remark: 1) < = less than

2) S = Surface, M = Middle, B = Bottom

3) This report supersedes the one dated 2011/11/23 with certificate number 14274-V1

4) The samples as received are chilled and kept in ice-box

**********END OF REPORT**********

This laboratory is accredited by Hong Kong Laboratory Accreditation Scheme (HOKLAS) for specific test and / or measurants and the results shown in this report have been determined in accordance with the laboratory's terms of accreditation. It may not be reproduced except with prior written approval from WELLAB LIMITED and the results relate only to the items calibrated or tested.

WELLAB 匯力
Testing & Research
Rooms 816, 1502, 1516 and 1701-2, Technology Park, 18 On Lai Street, Shatin. N.T., HK
Tel: 2898 7388 Fax: 2898 7076
Website:http://www.wellab.com.hk E-mail:wellab@wellab.com.hk

HOKLAS 083
TEST

TEST REPORT

APPLICANT: **Cinotech Consultants Limited**
RM 1710, Technology Park,
18 On Lai Street,
Shatin, N.T., Hong Kong

Laboratory No.:	14275-V2
Date of Issue:	2011-12-07
Date Received:	2011-10-08
Date Tested:	2011-10-08
Date Completed:	2011-10-14

ATTN: **Miss Mei Ling Tang** Page: 1 of 4

Sample Description : 74 liquid samples as received by customer said to be marine water
Project No. : MA11050
Project Name : Baseline Environmental Monitoring for Hong Kong-Zhuhai-Marco Brige Hong Kong Projects - Investigation
Sampling Date : 2011-10-08

Test Requested & Methodology:

Item	Parameters	Ref. Method	Limit of Reporting
1	Suspended Solids (SS)	APHA 17ed 2540 D	*0.5 mg/L

Remark: 1) * Limit of Reporting is reported as Detection Limit

Results:

Sample Number	14275-1	14275-2	14275-3	14275-4	14275-5	14275-6
Sample ID	CS2-a	CS2-a	CS2-a	IS3-a	IS3-a	IS4-a
Sampling Depth	S	M	B	S	B	S
Tide	Mid-Ebb	Mid-Ebb	Mid-Ebb	Mid-Ebb	Mid-Ebb	Mid-Ebb
Suspended Solids (SS), mg/L	9.6	13	27	15	12	13

Sample Number	14275-7	14275-8	14275-9	14275-10	14275-11	14275-12
Sample ID	IS4-a	IS4-a	SR2-a	SR3-a	IS5-a	IS5-a
Sampling Depth	M	B	M	M	S	M
Tide	Mid-Ebb	Mid-Ebb	Mid-Ebb	Mid-Ebb	Mid-Ebb	Mid-Ebb
Suspended Solids (SS), mg/L	16	21	12	7.6	7.8	8.9

Remark: 1) < = less than
2) S = Surface, M = Middle, B = Bottom
3) This report supersedes the one dated 2011/11/23 with certificate number 14275-V1
4) The samples as received are chilled and kept in ice-box

****

PREPARED AND CHECKED BY:
For and On Behalf of **WELLAB Ltd.**

Approved Signatory: _____
Tse Siu Kei, Patrick
Laboratory Manager

This laboratory is accredited by Hong Kong Laboratory Accreditation Scheme (HOKLAS) for specific test and / or measurants and the results shown in this report have been determined in accordance with the laboratory's terms of accreditation. It may not be reproduced except with prior written approval from WELLAB LIMITED and the results relate only to the items calibrated or tested.

WELLAB 匯力
Testing & Research
Rooms 816, 1502, 1516 and 1701-2, Technology Park, 18 On Lai Street, Shatin. N.T., HK
Tel: 2898 7388 Fax: 2898 7076
Website:http://www.wellab.com.hk E-mail:wellab@wellab.com.hk

HOKLAS 083
TEST

TEST REPORT

Laboratory No.:	14275-V2
Date of Issue:	2011-12-07
Date Received:	2011-10-08
Date Tested:	2011-10-08
Date Completed:	2011-10-14

Results:

Sample Number	14275-13	14275-14	14275-15	14275-16	14275-17	14275-18
Sample ID	IS5-a	IS(Mf)20-a	IS(Mf)6-a	IS(Mf)6-a	IS7-a	IS7-a
Sampling Depth	B	M	S	B	S	B
Tide	Mid-Ebb	Mid-Ebb	Mid-Ebb	Mid-Ebb	Mid-Ebb	Mid-Ebb
Suspended Solids (SS), mg/L	17	7.0	7.7	7.1	11	6.1

Sample Number	14275-19	14275-20	14275-21	14275-22	14275-23	14275-24
Sample ID	IS(Mf)9-a	IS(Mf)9-a	CS2-a	CS2-a	CS2-a	IS3-a
Sampling Depth	S	B	S	M	B	S
Tide	Mid-Ebb	Mid-Ebb	Mid-Flood	Mid-Flood	Mid-Flood	Mid-Flood
Suspended Solids (SS), mg/L	5.6	7.7	5.2	7.2	20	24

Sample Number	14275-25	14275-26	14275-27	14275-28	14275-29	14275-30
Sample ID	IS3-a	IS4-a	IS4-a	IS4-a	SR2-a	SR3-a
Sampling Depth	B	S	M	B	M	M
Tide	Mid-Flood	Mid-Flood	Mid-Flood	Mid-Flood	Mid-Flood	Mid-Flood
Suspended Solids (SS), mg/L	29	6.4	9.7	20	17	12

Sample Number	14275-31	14275-32	14275-33	14275-34	14275-35	14275-36
Sample ID	IS5-a	IS5-a	IS5-a	IS(Mf)20-a	IS(Mf)6-a	IS7-a
Sampling Depth	S	M	B	M	M	M
Tide	Mid-Flood	Mid-Flood	Mid-Flood	Mid-Flood	Mid-Flood	Mid-Flood
Suspended Solids (SS), mg/L	11	11	12	9.4	11	13

Remark: 1) < = less than

2) S = Surface, M = Middle, B = Bottom

3) This report supersedes the one dated 2011/11/23 with certificate number 14275-V1

4) The samples as received are chilled and kept in ice-box

****

This laboratory is accredited by Hong Kong Laboratory Accreditation Scheme (HOKLAS) for specific test and / or measurants and the results shown in this report have been determined in accordance with the laboratory's terms of accreditation. It may not be reproduced except with prior written approval from WELLAB LIMITED and the results relate only to the items calibrated or tested.

WELLAB 匯力
Testing & Research
Rooms 816, 1502, 1516 and 1701-2, Technology Park, 18 On Lai Street, Shatin. N.T., HK
Tel: 2898 7388 Fax: 2898 7076
Website:http://www.wellab.com.hk E-mail:wellab@wellab.com.hk

HOKLAS 083
TEST

TEST REPORT

Laboratory No.:	14275-V2
Date of Issue:	2011-12-07
Date Received:	2011-10-08
Date Tested:	2011-10-08
Date Completed:	2011-10-14

Results:

Sample Number	14275-37	14275-38	14275-39	14275-40	14275-41	14275-42
Sample ID	IS(Mf)9-a	CS2-b	CS2-b	CS2-b	IS3-b	IS3-b
Sampling Depth	M	S	M	B	S	B
Tide	Mid-Flood	Mid-Ebb	Mid-Ebb	Mid-Ebb	Mid-Ebb	Mid-Ebb
Suspended Solids (SS), mg/L	17	9.7	13	27	15	12

Sample Number	14275-43	14275-44	14275-45	14275-46	14275-47	14275-48
Sample ID	IS4-b	IS4-b	IS4-b	SR2-b	SR3-b	IS5-b
Sampling Depth	S	M	B	M	M	S
Tide	Mid-Ebb	Mid-Ebb	Mid-Ebb	Mid-Ebb	Mid-Ebb	Mid-Ebb
Suspended Solids (SS), mg/L	13	16	20	12	7.2	7.8

Sample Number	14275-49	14275-50	14275-51	14275-52	14275-53	14275-54
Sample ID	IS5-b	IS5-b	IS(Mf)20-b	IS(Mf)6-b	IS(Mf)6-b	IS7-b
Sampling Depth	M	B	M	S	B	S
Tide	Mid-Ebb	Mid-Ebb	Mid-Ebb	Mid-Ebb	Mid-Ebb	Mid-Ebb
Suspended Solids (SS), mg/L	9.0	17	7.0	7.7	7.1	12

Sample Number	14275-55	14275-56	14275-57	14275-58	14275-59	14275-60
Sample ID	IS7-b	IS(Mf)9-b	IS(Mf)9-b	CS2-b	CS2-b	CS2-b
Sampling Depth	B	S	B	S	M	B
Tide	Mid-Ebb	Mid-Ebb	Mid-Ebb	Mid-Flood	Mid-Flood	Mid-Flood
Suspended Solids (SS), mg/L	5.9	5.7	7.8	5.1	7.3	19

Remark: 1) < = less than

2) S = Surface, M = Middle, B = Bottom

3) This report supersedes the one dated 2011/11/23 with certificate number 14275-V1

4) The samples as received are chilled and kept in ice-box

****

This laboratory is accredited by Hong Kong Laboratory Accreditation Scheme (HOKLAS) for specific test and / or measurants and the results shown in this report have been determined in accordance with the laboratory's terms of accreditation. It may not be reproduced except with prior written approval from WELLAB LIMITED and the results relate only to the items calibrated or tested.

WELLAB 匯力
Testing & Research
Rooms 816, 1502, 1516 and 1701-2, Technology Park, 18 On Lai Street, Shatin. N.T., HK
Tel: 2898 7388 Fax: 2898 7076
Website:http://www.wellab.com.hk E-mail:wellab@wellab.com.hk

HOKLAS 083
TEST

TEST REPORT

Laboratory No.:	14275-V2
Date of Issue:	2011-12-07
Date Received:	2011-10-08
Date Tested:	2011-10-08
Date Completed:	2011-10-14

Results:

Sample Number	14275-61	14275-62	14275-63	14275-64	14275-65	14275-66
Sample ID	IS3-b	IS3-b	IS4-b	IS4-b	IS4-b	SR2-b
Sampling Depth	S	B	S	M	B	M
Tide	Mid-Flood	Mid-Flood	Mid-Flood	Mid-Flood	Mid-Flood	Mid-Flood
Suspended Solids (SS), mg/L	24	29	6.4	9.7	20	17

Sample Number	14275-67	14275-68	14275-69	14275-70	14275-71	14275-72
Sample ID	SR3-b	IS5-b	IS5-b	IS5-b	IS(Mf)20-b	IS(Mf)6-b
Sampling Depth	M	S	M	B	M	M
Tide	Mid-Flood	Mid-Flood	Mid-Flood	Mid-Flood	Mid-Flood	Mid-Flood
Suspended Solids (SS), mg/L	12	11	10	11	9.4	11

Sample Number	14275-73	14275-74
Sample ID	IS7-b	IS(Mf)9-b
Sampling Depth	M	M
Tide	Mid-Flood	Mid-Flood
Suspended Solids (SS), mg/L	13	17

Remark: 1) < = less than

2) S = Surface, M = Middle, B = Bottom

3) This report supersedes the one dated 2011/11/23 with certificate number 14275-V1

4) The samples as received are chilled and kept in ice-box

**********END OF REPORT**********

This laboratory is accredited by Hong Kong Laboratory Accreditation Scheme (HOKLAS) for specific test and / or measurants and the results shown in this report have been determined in accordance with the laboratory's terms of accreditation. It may not be reproduced except with prior written approval from WELLAB LIMITED and the results relate only to the items calibrated or tested.

WELLAB 匯力
Testing & Research
Rooms 816, 1502, 1516 and 1701-2, Technology Park, 18 On Lai Street, Shatin. N.T., HK
Tel: 2898 7388 Fax: 2898 7076
Website:http://www.wellab.com.hk E-mail:wellab@wellab.com.hk

HOKLAS 083
TEST

TEST REPORT

APPLICANT: **Cinotech Consultants Limited**
RM 1710, Technology Park,
18 On Lai Street,
Shatin, N.T., Hong Kong

Laboratory No.:	14276-V2
Date of Issue:	2011-12-07
Date Received:	2011-10-08
Date Tested:	2011-10-08
Date Completed:	2011-10-14

ATTN: **Miss Mei Ling Tang** Page: 1 of 6

Sample Description : 114 liquid samples as received by customer said to be marine water
Project No. : MA11050
Project Name : Baseline Environmental Monitoring for Hong Kong-Zhuhai-Marco Brige Hong Kong Projects - Investigation
Sampling Date : 2011-10-08

Test Requested & Methodology:

Item	Parameters	Ref. Method	Limit of Reporting
1	Suspended Solids (SS)	APHA 17ed 2540 D	*0.5 mg/L

Remark: 1) * Limit of Reporting is reported as Detection Limit

Results:

Sample Number	14276-1	14276-2	14276-3	14276-4	14276-5	14276-6
Sample ID	SR4-a	SR4-a	IS8-a	IS8-a	IS17-a	IS17-a
Sampling Depth	S	B	S	B	S	M
Tide	Mid-Ebb	Mid-Ebb	Mid-Ebb	Mid-Ebb	Mid-Ebb	Mid-Ebb
Suspended Solids (SS), mg/L	9.1	7.8	27	25	25	11

Sample Number	14276-7	14276-8	14276-9	14276-10	14276-11	14276-12
Sample ID	IS17-a	GG1-a	GG1-a	GG1-a	SR7-a	SR7-a
Sampling Depth	B	S	M	B	S	B
Tide	Mid-Ebb	Mid-Ebb	Mid-Ebb	Mid-Ebb	Mid-Ebb	Mid-Ebb
Suspended Solids (SS), mg/L	17	4.8	5.2	16	10	12

Remark: 1) < = less than
2) S = Surface, M = Middle, B = Bottom
3) This report supersedes the one dated 2011/11/23 with certificate number 14276-V1
4) The samples as received are chilled and kept in ice-box

****

PREPARED AND CHECKED BY:
For and On Behalf of **WELLAB Ltd.**

Approved Signatory: Patrick Tse
Tse Siu Kei, Patrick
Laboratory Manager

This laboratory is accredited by Hong Kong Laboratory Accreditation Scheme (HOKLAS) for specific test and / or measurants and the results shown in this report have been determined in accordance with the laboratory's terms of accreditation. It may not be reproduced except with prior written approval from WELLAB LIMITED and the results relate only to the items calibrated or tested.

WELLAB 匯力
Testing & Research
Rooms 816, 1502, 1516 and 1701-2, Technology Park, 18 On Lai Street, Shatin. N.T., HK
Tel: 2898 7388 Fax: 2898 7076
Website:http://www.wellab.com.hk E-mail:wellab@wellab.com.hk

HOKLAS 083
TEST

TEST REPORT

Laboratory No.:	14276-V2
Date of Issue:	2011-12-07
Date Received:	2011-10-08
Date Tested:	2011-10-08
Date Completed:	2011-10-14

Results:

Sample Number	14276-13	14276-14	14276-15	14276-16	14276-17	14276-18
Sample ID	IS10-a	IS10-a	IS10-a	IS(Mf)16-a	IS(Mf)16-a	IS(Mf)16-a
Sampling Depth	S	M	B	S	M	B
Tide	Mid-Ebb	Mid-Ebb	Mid-Ebb	Mid-Ebb	Mid-Ebb	Mid-Ebb
Suspended Solids (SS), mg/L	11	14	7.7	7.2	9.5	69

Sample Number	14276-19	14276-20	14276-21	14276-22	14276-23	14276-24
Sample ID	IS(Mf)11-a	IS(Mf)11-a	IS(Mf)11-a	SR5-a	SR5-a	CS(Mf)3-a
Sampling Depth	S	M	B	S	B	S
Tide	Mid-Ebb	Mid-Ebb	Mid-Ebb	Mid-Ebb	Mid-Ebb	Mid-Ebb
Suspended Solids (SS), mg/L	8.4	12	14	8.3	14	3.3

Sample Number	14276-25	14276-26	14276-27	14276-28	14276-29	14276-30
Sample ID	CS(Mf)3-a	CS(Mf)3-a	CS4-a	CS4-a	CS4-a	SR4-a
Sampling Depth	M	B	S	M	B	S
Tide	Mid-Ebb	Mid-Ebb	Mid-Ebb	Mid-Ebb	Mid-Ebb	Mid-Flood
Suspended Solids (SS), mg/L	6.0	5.5	5.9	8.3	8.7	18

Sample Number	14276-31	14276-32	14276-33	14276-34	14276-35	14276-36
Sample ID	SR4-a	IS8-a	IS8-a	IS17-a	IS17-a	IS17-a
Sampling Depth	B	S	B	S	M	B
Tide	Mid-Flood	Mid-Flood	Mid-Flood	Mid-Flood	Mid-Flood	Mid-Flood
Suspended Solids (SS), mg/L	18	15	48	8.1	8.5	19

Remark: 1) < = less than

2) S = Surface, M = Middle, B = Bottom

3) This report supersedes the one dated 2011/11/23 with certificate number 14276-V1

4) The samples as received are chilled and kept in ice-box

****

This laboratory is accredited by Hong Kong Laboratory Accreditation Scheme (HOKLAS) for specific test and / or measurants and the results shown in this report have been determined in accordance with the laboratory's terms of accreditation. It may not be reproduced except with prior written approval from WELLAB LIMITED and the results relate only to the items calibrated or tested.

WELLAB 匯力
Testing & Research
Rooms 816, 1502, 1516 and 1701-2, Technology Park, 18 On Lai Street, Shatin. N.T., HK
Tel: 2898 7388 Fax: 2898 7076
Website:http://www.wellab.com.hk E-mail:wellab@wellab.com.hk

HOKLAS 083
TEST

TEST REPORT

Laboratory No.:	14276-V2
Date of Issue:	2011-12-07
Date Received:	2011-10-08
Date Tested:	2011-10-08
Date Completed:	2011-10-14

Results:

Sample Number	14276-37	14276-38	14276-39	14276-40	14276-41	14276-42
Sample ID	GG1-a	GG1-a	GG1-a	SR7-a	SR7-a	IS10-a
Sampling Depth	S	M	B	S	B	S
Tide	Mid-Flood	Mid-Flood	Mid-Flood	Mid-Flood	Mid-Flood	Mid-Flood
Suspended Solids (SS), mg/L	16	16	38	10	9.7	6.2

Sample Number	14276-43	14276-44	14276-45	14276-46	14276-47	14276-48
Sample ID	IS10-a	IS10-a	IS(Mf)16-a	IS(Mf)16-a	IS(Mf)16-a	IS(Mf)11-a
Sampling Depth	M	B	S	M	B	S
Tide	Mid-Flood	Mid-Flood	Mid-Flood	Mid-Flood	Mid-Flood	Mid-Flood
Suspended Solids (SS), mg/L	8.8	8.9	13	12	13	13

Sample Number	14276-49	14276-50	14276-51	14276-52	14276-53	14276-54
Sample ID	IS(Mf)11-a	IS(Mf)11-a	SR5-a	SR5-a	CS(Mf)3-a	CS(Mf)3-a
Sampling Depth	M	B	S	B	S	B
Tide	Mid-Flood	Mid-Flood	Mid-Flood	Mid-Flood	Mid-Flood	Mid-Flood
Suspended Solids (SS), mg/L	17	13	5.2	7.7	4.0	12

Sample Number	14276-55	14276-56	14276-57	14276-58	14276-59	14276-60
Sample ID	CS4-a	CS4-a	CS4-a	SR4-b	SR4-b	IS8-b
Sampling Depth	S	M	B	S	B	S
Tide	Mid-Flood	Mid-Flood	Mid-Flood	Mid-Ebb	Mid-Ebb	Mid-Ebb
Suspended Solids (SS), mg/L	7.0	5.3	8.7	9.1	7.5	26

Remark: 1) < = less than

2) S = Surface, M = Middle, B = Bottom

3) This report supersedes the one dated 2011/11/23 with certificate number 14276-V1

4) The samples as received are chilled and kept in ice-box

****

This laboratory is accredited by Hong Kong Laboratory Accreditation Scheme (HOKLAS) for specific test and / or measurants and the results shown in this report have been determined in accordance with the laboratory's terms of accreditation. It may not be reproduced except with prior written approval from WELLAB LIMITED and the results relate only to the items calibrated or tested.

WELLAB 匯力
Testing & Research
Rooms 816, 1502, 1516 and 1701-2, Technology Park, 18 On Lai Street, Shatin. N.T., HK
Tel: 2898 7388 Fax: 2898 7076
Website:http://www.wellab.com.hk E-mail:wellab@wellab.com.hk

HOKLAS 083
TEST

TEST REPORT

Laboratory No.:	14276-V2
Date of Issue:	2011-12-07
Date Received:	2011-10-08
Date Tested:	2011-10-08
Date Completed:	2011-10-14

Results:

Sample Number	14276-61	14276-62	14276-63	14276-64	14276-65	14276-66
Sample ID	IS8-b	IS17-b	IS17-b	IS17-b	GG1-b	GG1-b
Sampling Depth	B	S	M	B	S	M
Tide	Mid-Ebb	Mid-Ebb	Mid-Ebb	Mid-Ebb	Mid-Ebb	Mid-Ebb
Suspended Solids (SS), mg/L	26	26	11	17	4.8	5.1

Sample Number	14276-67	14276-68	14276-69	14276-70	14276-71	14276-72
Sample ID	GG1-b	SR7-b	SR7-b	IS10-b	IS10-b	IS10-b
Sampling Depth	B	S	B	S	M	B
Tide	Mid-Ebb	Mid-Ebb	Mid-Ebb	Mid-Ebb	Mid-Ebb	Mid-Ebb
Suspended Solids (SS), mg/L	15	9.9	12	11	14	7.7

Sample Number	14276-73	14276-74	14276-75	14276-76	14276-77	14276-78
Sample ID	IS(Mf)16-b	IS(Mf)16-b	IS(Mf)16-b	IS(Mf)11-b	IS(Mf)11-b	IS(Mf)11-b
Sampling Depth	S	M	B	S	M	B
Tide	Mid-Ebb	Mid-Ebb	Mid-Ebb	Mid-Ebb	Mid-Ebb	Mid-Ebb
Suspended Solids (SS), mg/L	7.3	9.5	67	8.3	12	13

Remark: 1) < = less than

2) S = Surface, M = Middle, B = Bottom

3) This report supersedes the one dated 2011/11/23 with certificate number 14276-V1

4) The samples as received are chilled and kept in ice-box

****

This laboratory is accredited by Hong Kong Laboratory Accreditation Scheme (HOKLAS) for specific test and / or measurants and the results shown in this report have been determined in accordance with the laboratory's terms of accreditation. It may not be reproduced except with prior written approval from WELLAB LIMITED and the results relate only to the items calibrated or tested.

WELLAB 匯力
Testing & Research
Rooms 816, 1502, 1516 and 1701-2, Technology Park, 18 On Lai Street, Shatin. N.T., HK
Tel: 2898 7388 Fax: 2898 7076
Website:http://www.wellab.com.hk E-mail:wellab@wellab.com.hk

HOKLAS 083
TEST

TEST REPORT

Laboratory No.:	14276-V2
Date of Issue:	2011-12-07
Date Received:	2011-10-08
Date Tested:	2011-10-08
Date Completed:	2011-10-14

Results:

Sample Number	14276-79	14276-80	14276-81	14276-82	14276-83	14276-84
Sample ID	SR5-b	SR5-b	CS(Mf)3-b	CS(Mf)3-b	CS(Mf)3-b	CS4-b
Sampling Depth	S	B	S	M	B	S
Tide	Mid-Ebb	Mid-Ebb	Mid-Ebb	Mid-Ebb	Mid-Ebb	Mid-Ebb
Suspended Solids (SS), mg/L	8.2	14	3.2	6.2	5.6	5.8

Sample Number	14276-85	14276-86	14276-87	14276-88	14276-89	14276-90
Sample ID	CS4-b	CS4-b	SR4-b	SR4-b	IS8-b	IS8-b
Sampling Depth	M	B	S	B	S	B
Tide	Mid-Ebb	Mid-Ebb	Mid-Flood	Mid-Flood	Mid-Flood	Mid-Flood
Suspended Solids (SS), mg/L	8.2	8.8	18	17	15	47

Sample Number	14276-91	14276-92	14276-93	14276-94	14276-95	14276-96
Sample ID	IS17-b	IS17-b	IS17-b	GG1-b	GG1-b	GG1-b
Sampling Depth	S	M	B	S	M	B
Tide	Mid-Flood	Mid-Flood	Mid-Flood	Mid-Flood	Mid-Flood	Mid-Flood
Suspended Solids (SS), mg/L	8.3	8.7	20	16	16	37

Sample Number	14276-97	14276-98	14276-99	14276-100	14276-101	14276-102
Sample ID	SR7-b	SR7-b	IS10-b	IS10-b	IS10-b	IS(Mf)16-b
Sampling Depth	S	B	S	M	B	S
Tide	Mid-Flood	Mid-Flood	Mid-Flood	Mid-Flood	Mid-Flood	Mid-Flood
Suspended Solids (SS), mg/L	10	9.6	6.3	8.5	9.0	14

Remark: 1) <= less than

2) S = Surface, M = Middle, B = Bottom

3) This report supersedes the one dated 2011/11/23 with certificate number 14276-V1

4) The samples as received are chilled and kept in ice-box

****

This laboratory is accredited by Hong Kong Laboratory Accreditation Scheme (HOKLAS) for specific test and / or measurants and the results shown in this report have been determined in accordance with the laboratory's terms of accreditation. It may not be reproduced except with prior written approval from WELLAB LIMITED and the results relate only to the items calibrated or tested.

WELLAB 匯力
Testing & Research
Rooms 816, 1502, 1516 and 1701-2, Technology Park, 18 On Lai Street, Shatin. N.T., HK
Tel: 2898 7388 Fax: 2898 7076
Website:http://www.wellab.com.hk E-mail:wellab@wellab.com.hk

HOKLAS 083
TEST

TEST REPORT

Laboratory No.:	14276-V2
Date of Issue:	2011-12-07
Date Received:	2011-10-08
Date Tested:	2011-10-08
Date Completed:	2011-10-14

Results:

Sample Number	14276-103	14276-104	14276-105	14276-106	14276-107	14276-108
Sample ID	IS(Mf)16-b	IS(Mf)16-b	IS(Mf)11-b	IS(Mf)11-b	IS(Mf)11-b	SR5-b
Sampling Depth	M	B	S	M	B	S
Tide	Mid-Flood	Mid-Flood	Mid-Flood	Mid-Flood	Mid-Flood	Mid-Flood
Suspended Solids (SS), mg/L	13	14	13	16	14	5.3

Sample Number	14276-109	14276-110	14276-111	14276-112	14276-113	14276-114
Sample ID	SR5-b	CS(Mf)3-b	CS(Mf)3-b	CS4-b	CS4-b	CS4-b
Sampling Depth	B	S	B	S	M	B
Tide	Mid-Flood	Mid-Flood	Mid-Flood	Mid-Flood	Mid-Flood	Mid-Flood
Suspended Solids (SS), mg/L	7.7	4.0	13	6.8	5.3	8.8

Remark: 1) < = less than

2) S = Surface, M = Middle, B = Bottom

3) This report supersedes the one dated 2011/11/23 with certificate number 14276-V1

4) The samples as received are chilled and kept in ice-box

**********END OF REPORT**********

This laboratory is accredited by Hong Kong Laboratory Accreditation Scheme (HOKLAS) for specific test and / or measurants and the results shown in this report have been determined in accordance with the laboratory's terms of accreditation. It may not be reproduced except with prior written approval from WELLAB LIMITED and the results relate only to the items calibrated or tested.

WELLAB 匯力
Testing & Research
Rooms 816, 1502, 1516 and 1701-2, Technology Park, 18 On Lai Street, Shatin. N.T., HK
Tel: 2898 7388 Fax: 2898 7076
Website:http://www.wellab.com.hk E-mail:wellab@wellab.com.hk

HOKLAS 083
TEST

TEST REPORT

APPLICANT: **Cinotech Consultants Limited**
RM 1710, Technology Park,
18 On Lai Street,
Shatin, N.T., Hong Kong

Laboratory No.:	14277-V2
Date of Issue:	2011-12-07
Date Received:	2011-10-08
Date Tested:	2011-10-08
Date Completed:	2011-10-14

ATTN: **Miss Mei Ling Tang** Page: 1 of 6

Sample Description : 120 liquid samples as received by customer said to be marine water
Project No. : MA11050
Project Name : Baseline Environmental Monitoring for Hong Kong-Zhuhai-Marco Brige Hong Kong Projects - Investigation
Sampling Date : 2011-10-08

Test Requested & Methodology:

Item	Parameters	Ref. Method	Limit of Reporting
1	Suspended Solids (SS)	APHA 17ed 2540 D	*0.5 mg/L

Remark: 1) * Limit of Reporting is reported as Detection Limit

Results:

Sample Number	14277-1	14277-2	14277-3	14277-4	14277-5	14277-6
Sample ID	SR10A-a	SR10A-a	SR10A-a	SR10B-a	SR10B-a	CSA-a
Sampling Depth	S	M	B	S	B	S
Tide	Mid-Ebb	Mid-Ebb	Mid-Ebb	Mid-Ebb	Mid-Ebb	Mid-Ebb
Suspended Solids (SS), mg/L	9.2	15	8.0	9.6	9.0	6.1

Sample Number	14277-7	14277-8	14277-9	14277-10	14277-11	14277-12
Sample ID	CSA-a	CSA-a	CS6-a	CS6-a	CS6-a	SR8-a
Sampling Depth	M	B	S	M	B	S
Tide	Mid-Ebb	Mid-Ebb	Mid-Ebb	Mid-Ebb	Mid-Ebb	Mid-Ebb
Suspended Solids (SS), mg/L	7.6	5.1	9.0	27	11	7.5

Remark: 1) <= less than
2) S = Surface, M = Middle, B = Bottom
3) This report supersedes the one dated 2011/11/23 with certificate number 14277-V1
4) The samples as received are chilled and kept in ice-box

****

PREPARED AND CHECKED BY:
For and On Behalf of **WELLAB Ltd.**

Approved Signatory: Patrick Tse
Tse Siu Kei, Patrick
Laboratory Manager

This laboratory is accredited by Hong Kong Laboratory Accreditation Scheme (HOKLAS) for specific test and / or measurants and the results shown in this report have been determined in accordance with the laboratory's terms of accreditation. It may not be reproduced except with prior written approval from WELLAB LIMITED and the results relate only to the items calibrated or tested.

WELLAB 匯力
Testing & Research
Rooms 816, 1502, 1516 and 1701-2, Technology Park, 18 On Lai Street, Shatin. N.T., HK
Tel: 2898 7388 Fax: 2898 7076
Website:http://www.wellab.com.hk E-mail:wellab@wellab.com.hk

HOKLAS 083
TEST

TEST REPORT

Laboratory No.:	14277-V2
Date of Issue:	2011-12-07
Date Received:	2011-10-08
Date Tested:	2011-10-08
Date Completed:	2011-10-14

Results:

Sample Number	14277-13	14277-14	14277-15	14277-16	14277-17	14277-18
Sample ID	SR8-a	SR9-a	SR9-a	IS15-a	IS15-a	IS15-a
Sampling Depth	B	S	B	S	M	B
Tide	Mid-Ebb	Mid-Ebb	Mid-Ebb	Mid-Ebb	Mid-Ebb	Mid-Ebb
Suspended Solids (SS), mg/L	16	8.6	7.4	9.8	11	12

Sample Number	14277-19	14277-20	14277-21	14277-22	14277-23	14277-24
Sample ID	IS13-a	IS13-a	IS13-a	IS12-a	IS12-a	IS12-a
Sampling Depth	S	M	B	S	M	B
Tide	Mid-Ebb	Mid-Ebb	Mid-Ebb	Mid-Ebb	Mid-Ebb	Mid-Ebb
Suspended Solids (SS), mg/L	12	15	18	8.9	13	13

Sample Number	14277-25	14277-26	14277-27	14277-28	14277-29	14277-30
Sample ID	IS14-a	IS14-a	IS14-a	CS(Mf)5-a	CS(Mf)5-a	CS(Mf)5-a
Sampling Depth	S	M	B	S	M	B
Tide	Mid-Ebb	Mid-Ebb	Mid-Ebb	Mid-Ebb	Mid-Ebb	Mid-Ebb
Suspended Solids (SS), mg/L	8.4	19	24	7.3	9.8	7.8

Sample Number	14277-31	14277-32	14277-33	14277-34	14277-36	14277-37
Sample ID	SR10A-a	SR10A-a	SR10A-a	SR10B-a	SR10B-a	CSA-a
Sampling Depth	S	M	B	S	B	S
Tide	Mid-Flood	Mid-Flood	Mid-Flood	Mid-Flood	Mid-Flood	Mid-Flood
Suspended Solids (SS), mg/L	11	14	11	11	9.4	6.6

Remark: 1) < = less than

2) S = Surface, M = Middle, B = Bottom

3) This report supersedes the one dated 2011/11/23 with certificate number 14277-V1

4) The samples as received are chilled and kept in ice-box

****

This laboratory is accredited by Hong Kong Laboratory Accreditation Scheme (HOKLAS) for specific test and / or measurants and the results shown in this report have been determined in accordance with the laboratory's terms of accreditation. It may not be reproduced except with prior written approval from WELLAB LIMITED and the results relate only to the items calibrated or tested.

WELLAB 匯力
Testing & Research
Rooms 816, 1502, 1516 and 1701-2, Technology Park, 18 On Lai Street, Shatin, N.T., HK
Tel: 2898 7388 Fax: 2898 7076
Website:http://www.wellab.com.hk E-mail:wellab@wellab.com.hk

HOKLAS 083
TEST

TEST REPORT

Laboratory No.:	14277-V2
Date of Issue:	2011-12-07
Date Received:	2011-10-08
Date Tested:	2011-10-08
Date Completed:	2011-10-14

Results:

Sample Number	14277-38	14277-39	14277-40	14277-41	14277-42	14277-43
Sample ID	CSA-a	CSA-a	CS6-a	CS6-a	CS6-a	SR8-a
Sampling Depth	M	B	S	M	B	S
Tide	Mid-Flood	Mid-Flood	Mid-Flood	Mid-Flood	Mid-Flood	Mid-Flood
Suspended Solids (SS), mg/L	7.8	16	3.7	7.1	5.3	5.2

Sample Number	14277-44	14277-45	14277-46	14277-47	14277-48	14277-49
Sample ID	SR8-a	SR9-a	SR9-a	IS15-a	IS15-a	IS15-a
Sampling Depth	B	S	B	S	M	B
Tide	Mid-Flood	Mid-Flood	Mid-Flood	Mid-Flood	Mid-Flood	Mid-Flood
Suspended Solids (SS), mg/L	14	12	14	6.3	6.0	18

Sample Number	14277-50	14277-51	14277-52	14277-53	14277-54	14277-55
Sample ID	IS13-a	IS13-a	IS13-a	IS12-a	IS12-a	IS12-a
Sampling Depth	S	M	B	S	M	B
Tide	Mid-Flood	Mid-Flood	Mid-Flood	Mid-Flood	Mid-Flood	Mid-Flood
Suspended Solids (SS), mg/L	14	6.8	7.2	10	7.6	11

Sample Number	14277-56	14277-57	14277-58	14277-59	14277-60	14277-61
Sample ID	IS14-a	IS14-a	IS14-a	CS(Mf)5-a	CS(Mf)5-a	CS(Mf)5-a
Sampling Depth	S	M	B	S	M	B
Tide	Mid-Flood	Mid-Flood	Mid-Flood	Mid-Flood	Mid-Flood	Mid-Flood
Suspended Solids (SS), mg/L	6.4	7.9	5.9	7.5	13	25

Remark: 1) < = less than

2) S = Surface, M = Middle, B = Bottom

3) This report supersedes the one dated 2011/11/23 with certificate number 14277-V1

4) The samples as received are chilled and kept in ice-box

****

This laboratory is accredited by Hong Kong Laboratory Accreditation Scheme (HOKLAS) for specific test and / or measurants and the results shown in this report have been determined in accordance with the laboratory's terms of accreditation. It may not be reproduced except with prior written approval from WELLAB LIMITED and the results relate only to the items calibrated or tested.

WELLAB 匯力
Testing & Research
Rooms 816, 1502, 1516 and 1701-2, Technology Park, 18 On Lai Street, Shatin, N.T., HK
Tel: 2898 7388 Fax: 2898 7076
Website:http://www.wellab.com.hk E-mail:wellab@wellab.com.hk

HOKLAS 083
TEST

TEST REPORT

Laboratory No.:	14277-V2
Date of Issue:	2011-12-07
Date Received:	2011-10-08
Date Tested:	2011-10-08
Date Completed:	2011-10-14

Results:

Sample Number	14277-62	14277-63	14277-64	14277-65	14277-66	14277-67
Sample ID	SR10A-b	SR10A-b	SR10A-b	SR10B-b	SR10B-b	CSA-b
Sampling Depth	S	M	B	S	B	S
Tide	Mid-Ebb	Mid-Ebb	Mid-Ebb	Mid-Ebb	Mid-Ebb	Mid-Ebb
Suspended Solids (SS), mg/L	9.6	15	7.7	9.6	9.1	6.2

Sample Number	14277-68	14277-69	14277-70	14277-71	14277-72	14277-73
Sample ID	CSA-b	CSA-b	CS6-b	CS6-b	CS6-b	SR8-b
Sampling Depth	M	B	S	M	B	S
Tide	Mid-Ebb	Mid-Ebb	Mid-Ebb	Mid-Ebb	Mid-Ebb	Mid-Ebb
Suspended Solids (SS), mg/L	7.8	5.1	9.0	27	11	7.7

Sample Number	14277-74	14277-75	14277-76	14277-77	14277-78	14277-79
Sample ID	SR8-b	SR9-b	SR9-b	IS15-b	IS15-b	IS15-b
Sampling Depth	B	S	B	S	M	B
Tide	Mid-Ebb	Mid-Ebb	Mid-Ebb	Mid-Ebb	Mid-Ebb	Mid-Ebb
Suspended Solids (SS), mg/L	16	8.8	7.5	9.8	11	12

Sample Number	14277-80	14277-81	14277-82	14277-83	14277-84	14277-85
Sample ID	IS13-b	IS13-b	IS13-b	IS12-b	IS12-b	IS12-b
Sampling Depth	S	M	B	S	M	B
Tide	Mid-Ebb	Mid-Ebb	Mid-Ebb	Mid-Ebb	Mid-Ebb	Mid-Ebb
Suspended Solids (SS), mg/L	12	15	19	8.7	13	13

Remark: 1) < = less than

2) S = Surface, M = Middle, B = Bottom

3) This report supersedes the one dated 2011/11/23 with certificate number 14277-V1

4) The samples as received are chilled and kept in ice-box

****

This laboratory is accredited by Hong Kong Laboratory Accreditation Scheme (HOKLAS) for specific test and / or measurants and the results shown in this report have been determined in accordance with the laboratory's terms of accreditation. It may not be reproduced except with prior written approval from WELLAB LIMITED and the results relate only to the items calibrated or tested.

WELLAB 匯力
Testing & Research
Rooms 816, 1502, 1516 and 1701-2, Technology Park, 18 On Lai Street, Shatin. N.T., HK
Tel: 2898 7388 Fax: 2898 7076
Website:http://www.wellab.com.hk E-mail:wellab@wellab.com.hk

HOKLAS 083
TEST

TEST REPORT

Laboratory No.:	14277-V2
Date of Issue:	2011-12-07
Date Received:	2011-10-08
Date Tested:	2011-10-08
Date Completed:	2011-10-14

Results:

Sample Number	14277-86	14277-87	14277-88	14277-89	14277-90	14277-91
Sample ID	IS14-b	IS14-b	IS14-b	CS(Mf)5-b	CS(Mf)5-b	CS(Mf)5-b
Sampling Depth	S	M	B	S	M	B
Tide	Mid-Ebb	Mid-Ebb	Mid-Ebb	Mid-Ebb	Mid-Ebb	Mid-Ebb
Suspended Solids (SS), mg/L	8.5	20	24	7.1	10	7.9

Sample Number	14277-92	14277-93	14277-94	14277-95	14277-97	14277-98
Sample ID	SR10A-b	SR10A-b	SR10A-b	SR10B-b	SR10B-b	CSA-b
Sampling Depth	S	M	B	S	B	S
Tide	Mid-Flood	Mid-Flood	Mid-Flood	Mid-Flood	Mid-Flood	Mid-Flood
Suspended Solids (SS), mg/L	11	14	11	11	9.1	6.7

Sample Number	14277-99	14277-100	14277-101	14277-102	14277-103	14277-104
Sample ID	CSA-b	CSA-b	CS6-b	CS6-b	CS6-b	SR8-b
Sampling Depth	M	B	S	M	B	S
Tide	Mid-Flood	Mid-Flood	Mid-Flood	Mid-Flood	Mid-Flood	Mid-Flood
Suspended Solids (SS), mg/L	7.7	16	3.7	7.1	5.3	5.0

Sample Number	14277-105	14277-106	14277-107	14277-108	14277-109	14277-110
Sample ID	SR8-b	SR9-b	SR9-b	IS15-b	IS15-b	IS15-b
Sampling Depth	B	S	B	S	M	B
Tide	Mid-Flood	Mid-Flood	Mid-Flood	Mid-Flood	Mid-Flood	Mid-Flood
Suspended Solids (SS), mg/L	14	12	14	6.3	6.0	18

Remark: 1) < = less than

2) S = Surface, M = Middle, B = Bottom

3) This report supersedes the one dated 2011/11/23 with certificate number 14277-V1

4) The samples as received are chilled and kept in ice-box

****

This laboratory is accredited by Hong Kong Laboratory Accreditation Scheme (HOKLAS) for specific test and / or measurants and the results shown in this report have been determined in accordance with the laboratory's terms of accreditation. It may not be reproduced except with prior written approval from WELLAB LIMITED and the results relate only to the items calibrated or tested.

WELLAB 匯力
Testing & Research
Rooms 816, 1502, 1516 and 1701-2, Technology Park, 18 On Lai Street, Shatin. N.T., HK
Tel: 2898 7388 Fax: 2898 7076
Website:http://www.wellab.com.hk E-mail:wellab@wellab.com.hk

HOKLAS 083
TEST

TEST REPORT

Laboratory No.:	14277-V2
Date of Issue:	2011-12-07
Date Received:	2011-10-08
Date Tested:	2011-10-08
Date Completed:	2011-10-14

Results:

Sample Number	14277-111	14277-112	14277-113	14277-114	14277-115	14277-116
Sample ID	IS13-b	IS13-b	IS13-b	IS12-b	IS12-b	IS12-b
Sampling Depth	S	M	B	S	M	B
Tide	Mid-Flood	Mid-Flood	Mid-Flood	Mid-Flood	Mid-Flood	Mid-Flood
Suspended Solids (SS), mg/L	13	6.8	7.4	10	7.2	12

Sample Number	14277-117	14277-118	14277-119	14277-120	14277-121	14277-122
Sample ID	IS14-b	IS14-b	IS14-b	CS(Mf)5-b	CS(Mf)5-b	CS(Mf)5-b
Sampling Depth	S	M	B	S	M	B
Tide	Mid-Flood	Mid-Flood	Mid-Flood	Mid-Flood	Mid-Flood	Mid-Flood
Suspended Solids (SS), mg/L	6.5	8.1	5.9	7.6	13	25

Remark: 1) < = less than

2) S = Surface, M = Middle, B = Bottom

3) This report supersedes the one dated 2011/11/23 with certificate number 14277-V1

4) The samples as received are chilled and kept in ice-box

**********END OF REPORT**********

This laboratory is accredited by Hong Kong Laboratory Accreditation Scheme (HOKLAS) for specific test and / or measurants and the results shown in this report have been determined in accordance with the laboratory's terms of accreditation. It may not be reproduced except with prior written approval from WELLAB LIMITED and the results relate only to the items calibrated or tested.

WELLAB 匯力
Testing & Research
Rooms 816, 1502, 1516 and 1701-2, Technology Park, 18 On Lai Street, Shatin. N.T., HK
Tel: 2898 7388 Fax: 2898 7076
Website:http://www.wellab.com.hk E-mail:wellab@wellab.com.hk

HOKLAS 083
TEST

TEST REPORT

APPLICANT: **Cinotech Consultants Limited**
RM 1710, Technology Park,
18 On Lai Street,
Shatin, N.T., Hong Kong

Laboratory No.:	14300-V2
Date of Issue:	2011-12-07
Date Received:	2011-10-10
Date Tested:	2011-10-10
Date Completed:	2011-10-17

ATTN: **Miss Mei Ling Tang** Page: 1 of 4

Sample Description : 86 liquid samples as received by customer said to be marine water
Project No. : MA11050
Project Name : Baseline Environmental Monitoring for Hong Kong-Zhuhai-Marco Brige Hong Kong Projects - Investigation
Sampling Date : 2011-10-10

Test Requested & Methodology:

Item	Parameters	Ref. Method	Limit of Reporting
1	Suspended Solids (SS)	APHA 17ed 2540 D	*0.5 mg/L

Remark: 1) * Limit of Reporting is reported as Detection Limit

Results:

Sample Number	14300-1	14300-2	14300-3	14300-4	14300-5	14300-6
Sample ID	ST3-a	ST3-a	ST3-a	CS1-a	CS1-a	CS1-a
Sampling Depth	S	M	B	S	M	B
Tide	Mid-Ebb	Mid-Ebb	Mid-Ebb	Mid-Ebb	Mid-Ebb	Mid-Ebb
Suspended Solids (SS), mg/L	5.0	6.9	9.6	16	11	45

Sample Number	14300-8	14300-10	14300-11	14300-12	14300-13	14300-14
Sample ID	SR1-a	IS1-a	IS1-a	IS1-a	ST1-a	ST1-a
Sampling Depth	M	S	M	B	S	M
Tide	Mid-Ebb	Mid-Ebb	Mid-Ebb	Mid-Ebb	Mid-Ebb	Mid-Ebb
Suspended Solids (SS), mg/L	15	11	11	13	9.5	16

Remark: 1) < = less than
2) S = Surface, M = Middle, B = Bottom
3) This report supersedes the one dated 2011/11/23 with certificate number 14300-V1
4) The samples as received are chilled and kept in ice-box

****

PREPARED AND CHECKED BY:
For and On Behalf of **WELLAB Ltd.**

Approved Signatory: Patrick Tse
Tse Siu Kei, Patrick
Laboratory Manager

This laboratory is accredited by Hong Kong Laboratory Accreditation Scheme (HOKLAS) for specific test and / or measurants and the results shown in this report have been determined in accordance with the laboratory's terms of accreditation. It may not be reproduced except with prior written approval from WELLAB LIMITED and the results relate only to the items calibrated or tested.

WELLAB 匯力
Testing & Research
Rooms 816, 1502, 1516 and 1701-2, Technology Park, 18 On Lai Street, Shatin. N.T., HK
Tel: 2898 7388 Fax: 2898 7076
Website:http://www.wellab.com.hk E-mail:wellab@wellab.com.hk

HOKLAS 083
TEST

TEST REPORT

Laboratory No.:	14300-V2
Date of Issue:	2011-12-07
Date Received:	2011-10-10
Date Tested:	2011-10-10
Date Completed:	2011-10-17

Results:

Sample Number	14300-15	14300-16	14300-17	14300-18	14300-19	14300-20
Sample ID	ST1-a	IS2-a	IS2-a	IS2-a	ST2-a	ST2-a
Sampling Depth	B	S	M	B	S	M
Tide	Mid-Ebb	Mid-Ebb	Mid-Ebb	Mid-Ebb	Mid-Ebb	Mid-Ebb
Suspended Solids (SS), mg/L	10	15	12	12	11	13

Sample Number	14300-21	14300-22	14300-24	14300-25	14300-26	14300-27
Sample ID	ST2-a	SR6-a	SR6-a	ST3-a	ST3-a	ST3-a
Sampling Depth	B	S	B	S	M	B
Tide	Mid-Ebb	Mid-Ebb	Mid-Ebb	Mid-Flood	Mid-Flood	Mid-Flood
Suspended Solids (SS), mg/L	12	8.5	7.0	40	41	48

Sample Number	14300-28	14300-29	14300-30	14300-31	14300-33	14300-34
Sample ID	CS1-a	CS1-a	CS1-a	SR1-a	SR1-a	IS1-a
Sampling Depth	S	M	B	S	B	S
Tide	Mid-Flood	Mid-Flood	Mid-Flood	Mid-Flood	Mid-Flood	Mid-Flood
Suspended Solids (SS), mg/L	16	15	15	30	26	9.8

Sample Number	14300-35	14300-36	14300-37	14300-38	14300-39	14300-40
Sample ID	IS1-a	IS1-a	ST1-a	ST1-a	ST1-a	IS2-a
Sampling Depth	M	B	S	M	B	S
Tide	Mid-Flood	Mid-Flood	Mid-Flood	Mid-Flood	Mid-Flood	Mid-Flood
Suspended Solids (SS), mg/L	11	9.0	14	12	15	12

Sample Number	14300-41	14300-42	14300-43	14300-44	14300-45	14300-46
Sample ID	IS2-a	IS2-a	ST2-a	ST2-a	ST2-a	SR6-a
Sampling Depth	M	B	S	M	B	S
Tide	Mid-Flood	Mid-Flood	Mid-Flood	Mid-Flood	Mid-Flood	Mid-Flood
Suspended Solids (SS), mg/L	16	12	8.3	10	11	18

Remark: 1) < = less than

2) S = Surface, M = Middle, B = Bottom

3) This report supersedes the one dated 2011/11/23 with certificate number 14300-V1

4) The samples as received are chilled and kept in ice-box

****

This laboratory is accredited by Hong Kong Laboratory Accreditation Scheme (HOKLAS) for specific test and / or measurants and the results shown in this report have been determined in accordance with the laboratory's terms of accreditation. It may not be reproduced except with prior written approval from WELLAB LIMITED and the results relate only to the items calibrated or tested.

WELLAB 匯力
Testing & Research
Rooms 816, 1502, 1516 and 1701-2, Technology Park, 18 On Lai Street, Shatin. N.T., HK
Tel: 2898 7388 Fax: 2898 7076
Website:http://www.wellab.com.hk E-mail:wellab@wellab.com.hk

HOKLAS 083
TEST

TEST REPORT

Laboratory No.:	14300-V2
Date of Issue:	2011-12-07
Date Received:	2011-10-10
Date Tested:	2011-10-10
Date Completed:	2011-10-17

Results:

Sample Number	14300-48	14300-49	14300-50	14300-51	14300-52	14300-53
Sample ID	SR6-a	ST3-b	ST3-b	ST3-b	CS1-b	CS1-b
Sampling Depth	B	S	M	B	S	M
Tide	Mid-Flood	Mid-Ebb	Mid-Ebb	Mid-Ebb	Mid-Ebb	Mid-Ebb
Suspended Solids (SS), mg/L	30	5.0	7.1	9.9	16	11

Sample Number	14300-54	14300-56	14300-58	14300-59	14300-60	14300-61
Sample ID	CS1-b	SR1-b	IS1-b	IS1-b	IS1-b	ST1-b
Sampling Depth	B	M	S	M	B	S
Tide	Mid-Ebb	Mid-Ebb	Mid-Ebb	Mid-Ebb	Mid-Ebb	Mid-Ebb
Suspended Solids (SS), mg/L	46	16	11	11	13	9.2

Sample Number	14300-62	14300-63	14300-64	14300-65	14300-66	14300-67
Sample ID	ST1-b	ST1-b	IS2-b	IS2-b	IS2-b	ST2-b
Sampling Depth	M	B	S	M	B	S
Tide	Mid-Ebb	Mid-Ebb	Mid-Ebb	Mid-Ebb	Mid-Ebb	Mid-Ebb
Suspended Solids (SS), mg/L	16	11	15	12	12	11

Sample Number	14300-68	14300-69	14300-70	14300-72	14300-73	14300-74
Sample ID	ST2-b	ST2-b	SR6-b	SR6-b	ST3-b	ST3-b
Sampling Depth	M	B	S	B	S	M
Tide	Mid-Ebb	Mid-Ebb	Mid-Ebb	Mid-Ebb	Mid-Flood	Mid-Flood
Suspended Solids (SS), mg/L	13	12	8.5	6.9	40	42

Sample Number	14300-75	14300-76	14300-77	14300-78	14300-79	14300-81
Sample ID	ST3-b	CS1-b	CS1-b	CS1-b	SR1-b	SR1-b
Sampling Depth	B	S	M	B	S	B
Tide	Mid-Flood	Mid-Flood	Mid-Flood	Mid-Flood	Mid-Flood	Mid-Flood
Suspended Solids (SS), mg/L	49	16	15	15	29	26

Remark: 1) < = less than

2) S = Surface, M = Middle, B = Bottom

3) This report supersedes the one dated 2011/11/23 with certificate number 14300-V1

4) The samples as received are chilled and kept in ice-box

****

This laboratory is accredited by Hong Kong Laboratory Accreditation Scheme (HOKLAS) for specific test and / or measurants and the results shown in this report have been determined in accordance with the laboratory's terms of accreditation. It may not be reproduced except with prior written approval from WELLAB LIMITED and the results relate only to the items calibrated or tested.

WELLAB 匯力
Testing & Research
Rooms 816, 1502, 1516 and 1701-2, Technology Park, 18 On Lai Street, Shatin. N.T., HK
Tel: 2898 7388 Fax: 2898 7076
Website:http://www.wellab.com.hk E-mail:wellab@wellab.com.hk

HOKLAS 083
TEST

TEST REPORT

Laboratory No.:	14300-V2
Date of Issue:	2011-12-07
Date Received:	2011-10-10
Date Tested:	2011-10-10
Date Completed:	2011-10-17

Results:

Sample Number	14300-82	14300-83	14300-84	14300-85	14300-86	14300-87
Sample ID	IS1-b	IS1-b	IS1-b	ST1-b	ST1-b	ST1-b
Sampling Depth	S	M	B	S	M	B
Tide	Mid-Flood	Mid-Flood	Mid-Flood	Mid-Flood	Mid-Flood	Mid-Flood
Suspended Solids (SS), mg/L	9.8	10	9.0	15	12	15

Sample Number	14300-88	14300-89	14300-90	14300-91	14300-92	14300-93
Sample ID	IS2-b	IS2-b	IS2-b	ST2-b	ST2-b	ST2-b
Sampling Depth	S	M	B	S	M	B
Tide	Mid-Flood	Mid-Flood	Mid-Flood	Mid-Flood	Mid-Flood	Mid-Flood
Suspended Solids (SS), mg/L	12	15	12	8.0	9.9	11

Sample Number	14300-94	14300-96
Sample ID	SR6-b	SR6-b
Sampling Depth	S	B
Tide	Mid-Flood	Mid-Flood
Suspended Solids (SS), mg/L	18	30

Remark: 1) < = less than

2) S = Surface, M = Middle, B = Bottom

3) This report supersedes the one dated 2011/11/23 with certificate number 14300-V1

4) The samples as received are chilled and kept in ice-box

**********END OF REPORT**********

This laboratory is accredited by Hong Kong Laboratory Accreditation Scheme (HOKLAS) for specific test and / or measurants and the results shown in this report have been determined in accordance with the laboratory's terms of accreditation. It may not be reproduced except with prior written approval from WELLAB LIMITED and the results relate only to the items calibrated or tested.

WELLAB 滙力
Testing & Research
Rooms 816, 1502, 1516 and 1701-2, Technology Park, 18 On Lai Street, Shatin. N.T., HK
Tel: 2898 7388 Fax: 2898 7076
Website:http://www.wellab.com.hk E-mail:wellab@wellab.com.hk

HOKLAS 083
TEST

TEST REPORT

APPLICANT: **Cinotech Consultants Limited**
RM 1710, Technology Park,
18 On Lai Street,
Shatin, N.T., Hong Kong

Laboratory No.:	14301-V2
Date of Issue:	2011-12-07
Date Received:	2011-10-10
Date Tested:	2011-10-10
Date Completed:	2011-10-17

ATTN: **Miss Mei Ling Tang** Page: 1 of 4

Sample Description : 78 liquid samples as received by customer said to be marine water
Project No. : MA11050
Project Name : Baseline Environmental Monitoring for Hong Kong-Zhuhai-Marco Brige Hong Kong Projects - Investigation
Sampling Date : 2011-10-10

Test Requested & Methodology:

Item	Parameters	Ref. Method	Limit of Reporting
1	Suspended Solids (SS)	APHA 17ed 2540 D	*0.5 mg/L

Remark: 1) * Limit of Reporting is reported as Detection Limit

Results:

Sample Number	14301-1	14301-2	14301-3	14301-4	14301-6	14301-7
Sample ID	CS2-a	CS2-a	CS2-a	IS3-a	IS3-a	IS4-a
Sampling Depth	S	M	B	S	B	S
Tide	Mid-Ebb	Mid-Ebb	Mid-Ebb	Mid-Ebb	Mid-Ebb	Mid-Ebb
Suspended Solids (SS), mg/L	9.7	3.4	15	15	14	13

Sample Number	14301-8	14301-9	14301-11	14301-14	14301-16	14301-17
Sample ID	IS4-a	IS4-a	SR2-a	SR3-a	IS5-a	IS5-a
Sampling Depth	M	B	M	M	S	M
Tide	Mid-Ebb	Mid-Ebb	Mid-Ebb	Mid-Ebb	Mid-Ebb	Mid-Ebb
Suspended Solids (SS), mg/L	17	20	11	11	9.4	9.0

Remark: 1) < = less than
2) S = Surface, M = Middle, B = Bottom
3) This report supersedes the one dated 2011/11/23 with certificate number 14301-V1
4) The samples as received are chilled and kept in ice-box

****

PREPARED AND CHECKED BY:
For and On Behalf of **WELLAB Ltd.**

Approved Signatory: Patrick Tse
Tse Siu Kei, Patrick
Laboratory Manager

This laboratory is accredited by Hong Kong Laboratory Accreditation Scheme (HOKLAS) for specific test and / or measurants and the results shown in this report have been determined in accordance with the laboratory's terms of accreditation. It may not be reproduced except with prior written approval from WELLAB LIMITED and the results relate only to the items calibrated or tested.

WELLAB 匯力
Testing & Research
Rooms 816, 1502, 1516 and 1701-2, Technology Park, 18 On Lai Street, Shatin. N.T., HK
Tel: 2898 7388 Fax: 2898 7076
Website:http://www.wellab.com.hk E-mail:wellab@wellab.com.hk

HOKLAS 083
TEST

TEST REPORT

Laboratory No.:	14301-V2
Date of Issue:	2011-12-07
Date Received:	2011-10-10
Date Tested:	2011-10-10
Date Completed:	2011-10-17

Results:

Sample Number	14301-18	14301-19	14301-21	14301-22	14301-24	14301-25
Sample ID	IS5-a	IS(Mf)20-a	IS(Mf)20-a	IS(Mf)6-a	IS(Mf)6-a	IS7-a
Sampling Depth	B	S	B	S	B	S
Tide	Mid-Ebb	Mid-Ebb	Mid-Ebb	Mid-Ebb	Mid-Ebb	Mid-Ebb
Suspended Solids (SS), mg/L	13	5.6	4.3	5.5	12	8.9

Sample Number	14301-27	14301-28	14301-30	14301-31	14301-32	14301-33
Sample ID	IS7-a	IS(Mf)9-a	IS(Mf)9-a	CS2-a	CS2-a	CS2-a
Sampling Depth	B	S	B	S	M	B
Tide	Mid-Ebb	Mid-Ebb	Mid-Ebb	Mid-Flood	Mid-Flood	Mid-Flood
Suspended Solids (SS), mg/L	6.2	6.2	34	13	15	11

Sample Number	14301-34	14301-36	14301-37	14301-38	14301-39	14301-41
Sample ID	IS3-a	IS3-a	IS4-a	IS4-a	IS4-a	SR2-a
Sampling Depth	S	B	S	M	B	M
Tide	Mid-Flood	Mid-Flood	Mid-Flood	Mid-Flood	Mid-Flood	Mid-Flood
Suspended Solids (SS), mg/L	16	12	9.6	15	13	13

Sample Number	14301-44	14301-46	14301-47	14301-48	14301-50	14301-53
Sample ID	SR3-a	IS5-a	IS5-a	IS5-a	IS(Mf)20-a	IS(Mf)6-a
Sampling Depth	M	S	M	B	M	M
Tide	Mid-Flood	Mid-Flood	Mid-Flood	Mid-Flood	Mid-Flood	Mid-Flood
Suspended Solids (SS), mg/L	14	7.5	9.3	18	20	12

Remark: 1) < = less than

2) S = Surface, M = Middle, B = Bottom

3) This report supersedes the one dated 2011/11/23 with certificate number 14301-V1

4) The samples as received are chilled and kept in ice-box

****

This laboratory is accredited by Hong Kong Laboratory Accreditation Scheme (HOKLAS) for specific test and / or measurants and the results shown in this report have been determined in accordance with the laboratory's terms of accreditation. It may not be reproduced except with prior written approval from WELLAB LIMITED and the results relate only to the items calibrated or tested.

WELLAB 匯力
Testing & Research
Rooms 816, 1502, 1516 and 1701-2, Technology Park, 18 On Lai Street, Shatin. N.T., HK
Tel: 2898 7388 Fax: 2898 7076
Website:http://www.wellab.com.hk E-mail:wellab@wellab.com.hk

HOKLAS 083
TEST

TEST REPORT

Laboratory No.:	14301-V2
Date of Issue:	2011-12-07
Date Received:	2011-10-10
Date Tested:	2011-10-10
Date Completed:	2011-10-17

Results:

Sample Number	14301-56	14301-58	14301-60	14301-61	14301-62	14301-63
Sample ID	IS7-a	IS(Mf)9-a	IS(Mf)9-a	CS2-b	CS2-b	CS2-b
Sampling Depth	M	S	B	S	M	B
Tide	Mid-Flood	Mid-Flood	Mid-Flood	Mid-Ebb	Mid-Ebb	Mid-Ebb
Suspended Solids (SS), mg/L	8.2	7.6	12	9.4	3.4	15

Sample Number	14301-64	14301-66	14301-67	14301-68	14301-69	14301-71
Sample ID	IS3-b	IS3-b	IS4-b	IS4-b	IS4-b	SR2-b
Sampling Depth	S	B	S	M	B	M
Tide	Mid-Ebb	Mid-Ebb	Mid-Ebb	Mid-Ebb	Mid-Ebb	Mid-Ebb
Suspended Solids (SS), mg/L	15	14	13	18	19	11

Sample Number	14301-74	14301-76	14301-77	14301-78	14301-79	14301-81
Sample ID	SR3-b	IS5-b	IS5-b	IS5-b	IS(Mf)20-b	IS(Mf)20-b
Sampling Depth	M	S	M	B	S	B
Tide	Mid-Ebb	Mid-Ebb	Mid-Ebb	Mid-Ebb	Mid-Ebb	Mid-Ebb
Suspended Solids (SS), mg/L	11	9.5	8.8	12	5.4	4.3

Sample Number	14301-82	14301-84	14301-85	14301-87	14301-88	14301-90
Sample ID	IS(Mf)6-b	IS(Mf)6-b	IS7-b	IS7-b	IS(Mf)9-b	IS(Mf)9-b
Sampling Depth	S	B	S	B	S	B
Tide	Mid-Ebb	Mid-Ebb	Mid-Ebb	Mid-Ebb	Mid-Ebb	Mid-Ebb
Suspended Solids (SS), mg/L	5.6	12	8.9	6.3	6.0	34

Remark: 1) < = less than

2) S = Surface, M = Middle, B = Bottom

3) This report supersedes the one dated 2011/11/23 with certificate number 14301-V1

4) The samples as received are chilled and kept in ice-box

****

This laboratory is accredited by Hong Kong Laboratory Accreditation Scheme (HOKLAS) for specific test and / or measurants and the results shown in this report have been determined in accordance with the laboratory's terms of accreditation. It may not be reproduced except with prior written approval from WELLAB LIMITED and the results relate only to the items calibrated or tested.

WELLAB 匯力
Testing & Research
Rooms 816, 1502, 1516 and 1701-2, Technology Park, 18 On Lai Street, Shatin. N.T., HK
Tel: 2898 7388 Fax: 2898 7076
Website:http://www.wellab.com.hk E-mail:wellab@wellab.com.hk

HOKLAS 083
TEST

TEST REPORT

Laboratory No.:	14301-V2
Date of Issue:	2011-12-07
Date Received:	2011-10-10
Date Tested:	2011-10-10
Date Completed:	2011-10-17

Results:

Sample Number	14301-91	14301-92	14301-93	14301-94	14301-96	14301-97
Sample ID	CS2-b	CS2-b	CS2-b	IS3-b	IS3-b	IS4-b
Sampling Depth	S	M	B	S	B	S
Tide	Mid-Flood	Mid-Flood	Mid-Flood	Mid-Flood	Mid-Flood	Mid-Flood
Suspended Solids (SS), mg/L	13	15	11	16	12	9.4

Sample Number	14301-98	14301-99	14301-101	14301-104	14301-106	14301-107
Sample ID	IS4-b	IS4-b	SR2-b	SR3-b	IS5-b	IS5-b
Sampling Depth	M	B	M	M	S	M
Tide	Mid-Flood	Mid-Flood	Mid-Flood	Mid-Flood	Mid-Flood	Mid-Flood
Suspended Solids (SS), mg/L	15	13	13	14	7.6	9.4

Sample Number	14301-108	14301-110	14301-113	14301-116	14301-118	14301-120
Sample ID	IS5-b	IS(Mf)20-b	IS(Mf)6-b	IS7-b	IS(Mf)9-b	IS(Mf)9-b
Sampling Depth	B	M	M	M	S	B
Tide	Mid-Flood	Mid-Flood	Mid-Flood	Mid-Flood	Mid-Flood	Mid-Flood
Suspended Solids (SS), mg/L	18	19	12	8.4	7.5	12

Remark: 1) < = less than

2) S = Surface, M = Middle, B = Bottom

3) This report supersedes the one dated 2011/11/23 with certificate number 14301-V1

4) The samples as received are chilled and kept in ice-box

**********END OF REPORT**********

This laboratory is accredited by Hong Kong Laboratory Accreditation Scheme (HOKLAS) for specific test and / or measurants and the results shown in this report have been determined in accordance with the laboratory's terms of accreditation. It may not be reproduced except with prior written approval from WELLAB LIMITED and the results relate only to the items calibrated or tested.

WELLAB 匯力
Testing & Research
Rooms 816, 1502, 1516 and 1701-2, Technology Park, 18 On Lai Street, Shatin. N.T., HK
Tel: 2898 7388 Fax: 2898 7076
Website:http://www.wellab.com.hk E-mail:wellab@wellab.com.hk

HOKLAS 083
TEST

TEST REPORT

APPLICANT: **Cinotech Consultants Limited**
RM 1710, Technology Park,
18 On Lai Street,
Shatin, N.T., Hong Kong

Laboratory No.:	14302-V2
Date of Issue:	2011-12-07
Date Received:	2011-10-10
Date Tested:	2011-10-10
Date Completed:	2011-10-17

ATTN: **Miss Mei Ling Tang** Page: 1 of 6

Sample Description : 116 liquid samples as received by customer said to be marine water
Project No. : MA11050
Project Name : Baseline Environmental Monitoring for Hong Kong-Zhuhai-Marco Brige Hong Kong Projects - Investigation
Sampling Date : 2011-10-10

Test Requested & Methodology:

Item	Parameters	Ref. Method	Limit of Reporting
1	Suspended Solids (SS)	APHA 17ed 2540 D	*0.5 mg/L

Remark: 1) * Limit of Reporting is reported as Detection Limit

Results:

Sample Number	14302-1	14302-3	14302-4	14302-6	14302-7	14302-8
Sample ID	SR4-a	SR4-a	IS8-a	IS8-a	IS17-a	IS17-a
Sampling Depth	S	B	S	B	S	M
Tide	Mid-Ebb	Mid-Ebb	Mid-Ebb	Mid-Ebb	Mid-Ebb	Mid-Ebb
Suspended Solids (SS), mg/L	6.7	7.3	6.3	9.3	5.4	10

Sample Number	14302-9	14302-10	14302-11	14302-12	14302-13	14302-15
Sample ID	IS17-a	GG1-a	GG1-a	GG1-a	SR7-a	SR7-a
Sampling Depth	B	S	M	B	S	B
Tide	Mid-Ebb	Mid-Ebb	Mid-Ebb	Mid-Ebb	Mid-Ebb	Mid-Ebb
Suspended Solids (SS), mg/L	6.2	3.6	3.9	6.8	4.8	2.7

Remark: 1) < = less than
2) S = Surface, M = Middle, B = Bottom
3) This report supersedes the one dated 2011/11/23 with certificate number 14302-V1
4) The samples as received are chilled and kept in ice-box

****

PREPARED AND CHECKED BY:
For and On Behalf of **WELLAB Ltd.**

Approved Signatory: Patrick Tse
Tse Siu Kei, Patrick
Laboratory Manager

This laboratory is accredited by Hong Kong Laboratory Accreditation Scheme (HOKLAS) for specific test and / or measurants and the results shown in this report have been determined in accordance with the laboratory's terms of accreditation. It may not be reproduced except with prior written approval from WELLAB LIMITED and the results relate only to the items calibrated or tested.

WELLAB 匯力
Testing & Research
Rooms 816, 1502, 1516 and 1701-2, Technology Park, 18 On Lai Street, Shatin, N.T., HK
Tel: 2898 7388 Fax: 2898 7076
Website:http://www.wellab.com.hk E-mail:wellab@wellab.com.hk

HOKLAS 083
TEST

TEST REPORT

Laboratory No.:	14302-V2
Date of Issue:	2011-12-07
Date Received:	2011-10-10
Date Tested:	2011-10-10
Date Completed:	2011-10-17

Results:

Sample Number	14302-16	14302-17	14302-18	14302-19	14302-20	14302-21
Sample ID	IS10-a	IS10-a	IS10-a	IS(Mf)16-a	IS(Mf)16-a	IS(Mf)16-a
Sampling Depth	S	M	B	S	M	B
Tide	Mid-Ebb	Mid-Ebb	Mid-Ebb	Mid-Ebb	Mid-Ebb	Mid-Ebb
Suspended Solids (SS), mg/L	5.7	10	17	6.5	6.7	8.2

Sample Number	14302-22	14302-23	14302-24	14302-25	14302-27	14302-28
Sample ID	IS(Mf)11-a	IS(Mf)11-a	IS(Mf)11-a	SR5-a	SR5-a	CS(Mf)3-a
Sampling Depth	S	M	B	S	B	S
Tide	Mid-Ebb	Mid-Ebb	Mid-Ebb	Mid-Ebb	Mid-Ebb	Mid-Ebb
Suspended Solids (SS), mg/L	3.8	5.0	5.2	6.8	6.6	11

Sample Number	14302-29	14302-30	14302-31	14302-32	14302-33	14302-34
Sample ID	CS(Mf)3-a	CS(Mf)3-a	CS4-a	CS4-a	CS4-a	SR4-a
Sampling Depth	M	B	S	M	B	S
Tide	Mid-Ebb	Mid-Ebb	Mid-Ebb	Mid-Ebb	Mid-Ebb	Mid-Flood
Suspended Solids (SS), mg/L	6.3	6.2	9.4	7.4	5.1	6.1

Sample Number	14302-36	14302-37	14302-39	14302-40	14302-41	14302-42
Sample ID	SR4-a	IS8-a	IS8-a	IS17-a	IS17-a	IS17-a
Sampling Depth	B	S	B	S	M	B
Tide	Mid-Flood	Mid-Flood	Mid-Flood	Mid-Flood	Mid-Flood	Mid-Flood
Suspended Solids (SS), mg/L	9.1	5.7	5.8	21	28	16

Remark: 1) < = less than

2) S = Surface, M = Middle, B = Bottom

3) This report supersedes the one dated 2011/11/23 with certificate number 14302-V1

4) The samples as received are chilled and kept in ice-box

****

This laboratory is accredited by Hong Kong Laboratory Accreditation Scheme (HOKLAS) for specific test and / or measurants and the results shown in this report have been determined in accordance with the laboratory's terms of accreditation. It may not be reproduced except with prior written approval from WELLAB LIMITED and the results relate only to the items calibrated or tested.

WELLAB 匯力
Testing & Research
Rooms 816, 1502, 1516 and 1701-2, Technology Park, 18 On Lai Street, Shatin. N.T., HK
Tel: 2898 7388 Fax: 2898 7076
Website:http://www.wellab.com.hk E-mail:wellab@wellab.com.hk

HOKLAS 083
TEST

TEST REPORT

Laboratory No.:	14302-V2
Date of Issue:	2011-12-07
Date Received:	2011-10-10
Date Tested:	2011-10-10
Date Completed:	2011-10-17

Results:

Sample Number	14302-43	14302-44	14302-45	14302-46	14302-48	14302-49
Sample ID	GG1-a	GG1-a	GG1-a	SR7-a	SR7-a	IS10-a
Sampling Depth	S	M	B	S	B	S
Tide	Mid-Flood	Mid-Flood	Mid-Flood	Mid-Flood	Mid-Flood	Mid-Flood
Suspended Solids (SS), mg/L	13	12	9.3	11	10	13

Sample Number	14302-50	14302-51	14302-52	14302-53	14302-54	14302-55
Sample ID	IS10-a	IS10-a	IS(Mf)16-a	IS(Mf)16-a	IS(Mf)16-a	IS(Mf)11-a
Sampling Depth	M	B	S	M	B	S
Tide	Mid-Flood	Mid-Flood	Mid-Flood	Mid-Flood	Mid-Flood	Mid-Flood
Suspended Solids (SS), mg/L	8.2	9.7	9.8	14	8.6	9.9

Sample Number	14302-56	14302-57	14302-58	14302-60	14302-61	14302-62
Sample ID	IS(Mf)11-a	IS(Mf)11-a	SR5-a	SR5-a	CS(Mf)3-a	CS(Mf)3-a
Sampling Depth	M	B	S	B	S	M
Tide	Mid-Flood	Mid-Flood	Mid-Flood	Mid-Flood	Mid-Flood	Mid-Flood
Suspended Solids (SS), mg/L	11	10	10	10	11	11

Sample Number	14302-63	14302-64	14302-65	14302-66	14302-67	14302-69
Sample ID	CS(Mf)3-a	CS4-a	CS4-a	CS4-a	SR4-b	SR4-b
Sampling Depth	B	S	M	B	S	B
Tide	Mid-Flood	Mid-Flood	Mid-Flood	Mid-Flood	Mid-Ebb	Mid-Ebb
Suspended Solids (SS), mg/L	8.1	4.4	5.2	7.1	6.7	7.5

Remark: 1) < = less than

2) S = Surface, M = Middle, B = Bottom

3) This report supersedes the one dated 2011/11/23 with certificate number 14302-V1

4) The samples as received are chilled and kept in ice-box

****

This laboratory is accredited by Hong Kong Laboratory Accreditation Scheme (HOKLAS) for specific test and / or measurants and the results shown in this report have been determined in accordance with the laboratory's terms of accreditation. It may not be reproduced except with prior written approval from WELLAB LIMITED and the results relate only to the items calibrated or tested.

WELLAB 匯力
Testing & Research
Rooms 816, 1502, 1516 and 1701-2, Technology Park, 18 On Lai Street, Shatin. N.T., HK
Tel: 2898 7388 Fax: 2898 7076
Website:http://www.wellab.com.hk E-mail:wellab@wellab.com.hk

HOKLAS 083
TEST

TEST REPORT

Laboratory No.:	14302-V2
Date of Issue:	2011-12-07
Date Received:	2011-10-10
Date Tested:	2011-10-10
Date Completed:	2011-10-17

Results:

Sample Number	14302-70	14302-72	14302-73	14302-74	14302-75	14302-76
Sample ID	IS8-b	IS8-b	IS17-b	IS17-b	IS17-b	GG1-b
Sampling Depth	S	B	S	M	B	S
Tide	Mid-Ebb	Mid-Ebb	Mid-Ebb	Mid-Ebb	Mid-Ebb	Mid-Ebb
Suspended Solids (SS), mg/L	6.5	9.1	5.2	10	6.3	3.4

Sample Number	14302-77	14302-78	14302-79	14302-81	14302-82	14302-83
Sample ID	GG1-b	GG1-b	SR7-b	SR7-b	IS10-b	IS10-b
Sampling Depth	M	B	S	B	S	M
Tide	Mid-Ebb	Mid-Ebb	Mid-Ebb	Mid-Ebb	Mid-Ebb	Mid-Ebb
Suspended Solids (SS), mg/L	4.0	6.6	4.8	2.8	5.6	9.7

Sample Number	14302-84	14302-85	14302-86	14302-87	14302-88	14302-89
Sample ID	IS10-b	IS(Mf)16-b	IS(Mf)16-b	IS(Mf)16-b	IS(Mf)11-b	IS(Mf)11-b
Sampling Depth	B	S	M	B	S	M
Tide	Mid-Ebb	Mid-Ebb	Mid-Ebb	Mid-Ebb	Mid-Ebb	Mid-Ebb
Suspended Solids (SS), mg/L	18	6.4	7.0	7.9	3.8	5.1

Sample Number	14302-90	14302-91	14302-93	14302-94	14302-95	14302-96
Sample ID	IS(Mf)11-b	SR5-b	SR5-b	CS(Mf)3-b	CS(Mf)3-b	CS(Mf)3-b
Sampling Depth	B	S	B	S	M	B
Tide	Mid-Ebb	Mid-Ebb	Mid-Ebb	Mid-Ebb	Mid-Ebb	Mid-Ebb
Suspended Solids (SS), mg/L	5.3	6.9	6.5	11	6.4	6.1

Remark: 1) < = less than

2) S = Surface, M = Middle, B = Bottom

3) This report supersedes the one dated 2011/11/23 with certificate number 14302-V1

4) The samples as received are chilled and kept in ice-box

****

This laboratory is accredited by Hong Kong Laboratory Accreditation Scheme (HOKLAS) for specific test and / or measurants and the results shown in this report have been determined in accordance with the laboratory's terms of accreditation. It may not be reproduced except with prior written approval from WELLAB LIMITED and the results relate only to the items calibrated or tested.

WELLAB 匯力
Testing & Research
Rooms 816, 1502, 1516 and 1701-2, Technology Park, 18 On Lai Street, Shatin. N.T., HK
Tel: 2898 7388 Fax: 2898 7076
Website:http://www.wellab.com.hk E-mail:wellab@wellab.com.hk

HOKLAS 083
TEST

TEST REPORT

Laboratory No.:	14302-V2
Date of Issue:	2011-12-07
Date Received:	2011-10-10
Date Tested:	2011-10-10
Date Completed:	2011-10-17

Results:

Sample Number	14302-97	14302-98	14302-99	14302-100	14302-102	14302-103
Sample ID	CS4-b	CS4-b	CS4-b	SR4-b	SR4-b	IS8-b
Sampling Depth	S	M	B	S	B	S
Tide	Mid-Ebb	Mid-Ebb	Mid-Ebb	Mid-Flood	Mid-Flood	Mid-Flood
Suspended Solids (SS), mg/L	9.5	7.2	5.2	6.2	9.3	5.6

Sample Number	14302-105	14302-106	14302-107	14302-108	14302-109	14302-110
Sample ID	IS8-b	IS17-b	IS17-b	IS17-b	GG1-b	GG1-b
Sampling Depth	B	S	M	B	S	M
Tide	Mid-Flood	Mid-Flood	Mid-Flood	Mid-Flood	Mid-Flood	Mid-Flood
Suspended Solids (SS), mg/L	5.9	22	28	16	13	12

Sample Number	14302-111	14302-112	14302-114	14302-115	14302-116	14302-117
Sample ID	GG1-b	SR7-b	SR7-b	IS10-b	IS10-b	IS10-b
Sampling Depth	B	S	B	S	M	B
Tide	Mid-Flood	Mid-Flood	Mid-Flood	Mid-Flood	Mid-Flood	Mid-Flood
Suspended Solids (SS), mg/L	9.2	11	10	13	8.3	9.7

Sample Number	14302-118	14302-119	14302-120	14302-121	14302-122	14302-123
Sample ID	IS(Mf)16-b	IS(Mf)16-b	IS(Mf)16-b	IS(Mf)11-b	IS(Mf)11-b	IS(Mf)11-b
Sampling Depth	S	M	B	S	M	B
Tide	Mid-Flood	Mid-Flood	Mid-Flood	Mid-Flood	Mid-Flood	Mid-Flood
Suspended Solids (SS), mg/L	9.5	13	8.8	10	11	9.6

Remark: 1) < = less than

2) S = Surface, M = Middle, B = Bottom

3) This report supersedes the one dated 2011/11/23 with certificate number 14302-V1

4) The samples as received are chilled and kept in ice-box

****

This laboratory is accredited by Hong Kong Laboratory Accreditation Scheme (HOKLAS) for specific test and / or measurants and the results shown in this report have been determined in accordance with the laboratory's terms of accreditation. It may not be reproduced except with prior written approval from WELLAB LIMITED and the results relate only to the items calibrated or tested.

WELLAB 匯力
Testing & Research
Rooms 816, 1502, 1516 and 1701-2, Technology Park, 18 On Lai Street, Shatin. N.T., HK
Tel: 2898 7388 Fax: 2898 7076
Website:http://www.wellab.com.hk E-mail:wellab@wellab.com.hk

HOKLAS 083
TEST

TEST REPORT

Laboratory No.:	14302-V2
Date of Issue:	2011-12-07
Date Received:	2011-10-10
Date Tested:	2011-10-10
Date Completed:	2011-10-17

Results:

Sample Number	14302-124	14302-126	14302-127	14302-128	14302-129	14302-130
Sample ID	SR5-b	SR5-b	CS(Mf)3-b	CS(Mf)3-b	CS(Mf)3-b	CS4-b
Sampling Depth	S	B	S	M	B	S
Tide	Mid-Flood	Mid-Flood	Mid-Flood	Mid-Flood	Mid-Flood	Mid-Flood
Suspended Solids (SS), mg/L	10	11	11	12	8.1	4.4

Sample Number	14302-131	14302-132
Sample ID	CS4-b	CS4-b
Sampling Depth	M	B
Tide	Mid-Flood	Mid-Flood
Suspended Solids (SS), mg/L	5.3	7.1

Remark: 1) < = less than

2) S = Surface, M = Middle, B = Bottom

3) This report supersedes the one dated 2011/11/23 with certificate number 14302-V1

4) The samples as received are chilled and kept in ice-box

**********END OF REPORT**********

This laboratory is accredited by Hong Kong Laboratory Accreditation Scheme (HOKLAS) for specific test and / or measurants and the results shown in this report have been determined in accordance with the laboratory's terms of accreditation. It may not be reproduced except with prior written approval from WELLAB LIMITED and the results relate only to the items calibrated or tested.

WELLAB 匯力
Testing & Research
Rooms 816, 1502, 1516 and 1701-2, Technology Park, 18 On Lai Street, Shatin. N.T., HK
Tel: 2898 7388 Fax: 2898 7076
Website:http://www.wellab.com.hk E-mail:wellab@wellab.com.hk

HOKLAS 083
TEST

TEST REPORT

APPLICANT: **Cinotech Consultants Limited**
RM 1710, Technology Park,
18 On Lai Street,
Shatin, N.T., Hong Kong

Laboratory No.:	14303-V2
Date of Issue:	2011-12-07
Date Received:	2011-10-10
Date Tested:	2011-10-10
Date Completed:	2011-10-17

ATTN: **Miss Mei Ling Tang** Page: 1 of 6

Sample Description : 120 liquid samples as received by customer said to be marine water
Project No. : MA11050
Project Name : Baseline Environmental Monitoring for Hong Kong-Zhuhai-Marco Brige Hong Kong Projects - Investigation
Sampling Date : 2011-10-10

Test Requested & Methodology:

Item	Parameters	Ref. Method	Limit of Reporting
1	Suspended Solids (SS)	APHA 17ed 2540 D	*0.5 mg/L

Remark: 1) * Limit of Reporting is reported as Detection Limit

Results:

Sample Number	14303-1	14303-2	14303-3	14303-4	14303-6	14303-7
Sample ID	SR10A-a	SR10A-a	SR10A-a	SR10B-a	SR10B-a	CSA-a
Sampling Depth	S	M	B	S	B	S
Tide	Mid-Ebb	Mid-Ebb	Mid-Ebb	Mid-Ebb	Mid-Ebb	Mid-Ebb
Suspended Solids (SS), mg/L	15	9.8	11	7.5	9.2	5.6

Sample Number	14303-8	14303-9	14303-10	14303-11	14303-12	14303-13
Sample ID	CSA-a	CSA-a	CS6-a	CS6-a	CS6-a	SR8-a
Sampling Depth	M	B	S	M	B	S
Tide	Mid-Ebb	Mid-Ebb	Mid-Ebb	Mid-Ebb	Mid-Ebb	Mid-Ebb
Suspended Solids (SS), mg/L	13	9.4	5.4	12	12	13

Remark: 1) <= less than
2) S = Surface, M = Middle, B = Bottom
3) This report supersedes the one dated 2011/11/23 with certificate number 14303-V1
4) The samples as received are chilled and kept in ice-box

****

PREPARED AND CHECKED BY:
For and On Behalf of **WELLAB Ltd.**

Approved Signatory: Patrick Tse
Tse Siu Kei, Patrick
Laboratory Manager

This laboratory is accredited by Hong Kong Laboratory Accreditation Scheme (HOKLAS) for specific test and / or measurants and the results shown in this report have been determined in accordance with the laboratory's terms of accreditation. It may not be reproduced except with prior written approval from WELLAB LIMITED and the results relate only to the items calibrated or tested.

WELLAB 匯力
Testing & Research
Rooms 816, 1502, 1516 and 1701-2, Technology Park, 18 On Lai Street, Shatin. N.T., HK
Tel: 2898 7388 Fax: 2898 7076
Website:http://www.wellab.com.hk E-mail:wellab@wellab.com.hk

HOKLAS 083
TEST

TEST REPORT

Laboratory No.:	14303-V2
Date of Issue:	2011-12-07
Date Received:	2011-10-10
Date Tested:	2011-10-10
Date Completed:	2011-10-17

Results:

Sample Number	14303-15	14303-16	14303-18	14303-19	14303-20	14303-21
Sample ID	SR8-a	SR9-a	SR9-a	IS15-a	IS15-a	IS15-a
Sampling Depth	B	S	B	S	M	B
Tide	Mid-Ebb	Mid-Ebb	Mid-Ebb	Mid-Ebb	Mid-Ebb	Mid-Ebb
Suspended Solids (SS), mg/L	11	13	12	20	13	9.8

Sample Number	14303-22	14303-23	14303-24	14303-25	14303-26	14303-27
Sample ID	IS13-a	IS13-a	IS13-a	IS12-a	IS12-a	IS12-a
Sampling Depth	S	M	B	S	M	B
Tide	Mid-Ebb	Mid-Ebb	Mid-Ebb	Mid-Ebb	Mid-Ebb	Mid-Ebb
Suspended Solids (SS), mg/L	7.5	13	5.4	17	6.6	7.1

Sample Number	14303-28	14303-29	14303-30	14303-31	14303-32	14303-33
Sample ID	IS14-a	IS14-a	IS14-a	CS(Mf)5-a	CS(Mf)5-a	CS(Mf)5-a
Sampling Depth	S	M	B	S	M	B
Tide	Mid-Ebb	Mid-Ebb	Mid-Ebb	Mid-Ebb	Mid-Ebb	Mid-Ebb
Suspended Solids (SS), mg/L	9.3	6.8	5.3	9.2	4.8	5.0

Sample Number	14303-34	14303-35	14303-36	14303-37	14303-39	14303-40
Sample ID	SR10A-a	SR10A-a	SR10A-a	SR10B-a	SR10B-a	CSA-a
Sampling Depth	S	M	B	S	B	S
Tide	Mid-Flood	Mid-Flood	Mid-Flood	Mid-Flood	Mid-Flood	Mid-Flood
Suspended Solids (SS), mg/L	17	9.9	8.5	14	10	4.0

Remark: 1) < = less than

2) S = Surface, M = Middle, B = Bottom

3) This report supersedes the one dated 2011/11/23 with certificate number 14303-V1

4) The samples as received are chilled and kept in ice-box

****

This laboratory is accredited by Hong Kong Laboratory Accreditation Scheme (HOKLAS) for specific test and / or measurants and the results shown in this report have been determined in accordance with the laboratory's terms of accreditation. It may not be reproduced except with prior written approval from WELLAB LIMITED and the results relate only to the items calibrated or tested.

WELLAB 匯力
Testing & Research
Rooms 816, 1502, 1516 and 1701-2, Technology Park, 18 On Lai Street, Shatin. N.T., HK
Tel: 2898 7388 Fax: 2898 7076
Website:http://www.wellab.com.hk E-mail:wellab@wellab.com.hk

HOKLAS 083
TEST

TEST REPORT

Laboratory No.:	14303-V2
Date of Issue:	2011-12-07
Date Received:	2011-10-10
Date Tested:	2011-10-10
Date Completed:	2011-10-17

Results:

Sample Number	14303-41	14303-42	14303-43	14303-44	14303-45	14303-46
Sample ID	CSA-a	CSA-a	CS6-a	CS6-a	CS6-a	SR8-a
Sampling Depth	M	B	S	M	B	S
Tide	Mid-Flood	Mid-Flood	Mid-Flood	Mid-Flood	Mid-Flood	Mid-Flood
Suspended Solids (SS), mg/L	6.7	4.6	11	12	13	7.4

Sample Number	14303-48	14303-49	14303-51	14303-52	14303-53	14303-54
Sample ID	SR8-a	SR9-a	SR9-a	IS15-a	IS15-a	IS15-a
Sampling Depth	B	S	B	S	M	B
Tide	Mid-Flood	Mid-Flood	Mid-Flood	Mid-Flood	Mid-Flood	Mid-Flood
Suspended Solids (SS), mg/L	8.0	5.5	4.9	10	6.9	10

Sample Number	14303-55	14303-56	14303-57	14303-58	14303-59	14303-60
Sample ID	IS13-a	IS13-a	IS13-a	IS12-a	IS12-a	IS12-a
Sampling Depth	S	M	B	S	M	B
Tide	Mid-Flood	Mid-Flood	Mid-Flood	Mid-Flood	Mid-Flood	Mid-Flood
Suspended Solids (SS), mg/L	9.2	5.9	11	5.3	6.0	6.3

Sample Number	14303-61	14303-62	14303-63	14303-64	14303-65	14303-66
Sample ID	IS14-a	IS14-a	IS14-a	CS(Mf)5-a	CS(Mf)5-a	CS(Mf)5-a
Sampling Depth	S	M	B	S	M	B
Tide	Mid-Flood	Mid-Flood	Mid-Flood	Mid-Flood	Mid-Flood	Mid-Flood
Suspended Solids (SS), mg/L	5.6	17	8.5	3.6	3.9	4.0

Remark: 1) < = less than

2) S = Surface, M = Middle, B = Bottom

3) This report supersedes the one dated 2011/11/23 with certificate number 14303-V1

4) The samples as received are chilled and kept in ice-box

****

This laboratory is accredited by Hong Kong Laboratory Accreditation Scheme (HOKLAS) for specific test and / or measurants and the results shown in this report have been determined in accordance with the laboratory's terms of accreditation. It may not be reproduced except with prior written approval from WELLAB LIMITED and the results relate only to the items calibrated or tested.

WELLAB 匯力
Testing & Research
Rooms 816, 1502, 1516 and 1701-2, Technology Park, 18 On Lai Street, Shatin. N.T., HK
Tel: 2898 7388 Fax: 2898 7076
Website:http://www.wellab.com.hk E-mail:wellab@wellab.com.hk

HOKLAS 083
TEST

TEST REPORT

Laboratory No.:	14303-V2
Date of Issue:	2011-12-07
Date Received:	2011-10-10
Date Tested:	2011-10-10
Date Completed:	2011-10-17

Results:

Sample Number	14303-67	14303-68	14303-69	14303-70	14303-72	14303-73
Sample ID	SR10A-b	SR10A-b	SR10A-b	SR10B-b	SR10B-b	CSA-b
Sampling Depth	S	M	B	S	B	S
Tide	Mid-Ebb	Mid-Ebb	Mid-Ebb	Mid-Ebb	Mid-Ebb	Mid-Ebb
Suspended Solids (SS), mg/L	15	9.6	11	7.8	9.2	5.6

Sample Number	14303-74	14303-75	14303-76	14303-77	14303-78	14303-79
Sample ID	CSA-b	CSA-b	CS6-b	CS6-b	CS6-b	SR8-b
Sampling Depth	M	B	S	M	B	S
Tide	Mid-Ebb	Mid-Ebb	Mid-Ebb	Mid-Ebb	Mid-Ebb	Mid-Ebb
Suspended Solids (SS), mg/L	13	9.4	5.3	12	13	13

Sample Number	14303-81	14303-82	14303-84	14303-85	14303-86	14303-87
Sample ID	SR8-b	SR9-b	SR9-b	IS15-b	IS15-b	IS15-b
Sampling Depth	B	S	B	S	M	B
Tide	Mid-Ebb	Mid-Ebb	Mid-Ebb	Mid-Ebb	Mid-Ebb	Mid-Ebb
Suspended Solids (SS), mg/L	11	12	12	20	13	9.8

Sample Number	14303-88	14303-89	14303-90	14303-91	14303-92	14303-93
Sample ID	IS13-b	IS13-b	IS13-b	IS12-b	IS12-b	IS12-b
Sampling Depth	S	M	B	S	M	B
Tide	Mid-Ebb	Mid-Ebb	Mid-Ebb	Mid-Ebb	Mid-Ebb	Mid-Ebb
Suspended Solids (SS), mg/L	7.4	13	5.7	17	6.7	7.0

Remark: 1) < = less than

2) S = Surface, M = Middle, B = Bottom

3) This report supersedes the one dated 2011/11/23 with certificate number 14303-V1

4) The samples as received are chilled and kept in ice-box

****

This laboratory is accredited by Hong Kong Laboratory Accreditation Scheme (HOKLAS) for specific test and / or measurants and the results shown in this report have been determined in accordance with the laboratory's terms of accreditation. It may not be reproduced except with prior written approval from WELLAB LIMITED and the results relate only to the items calibrated or tested.

WELLAB 匯力
Testing & Research
Rooms 816, 1502, 1516 and 1701-2, Technology Park, 18 On Lai Street, Shatin. N.T., HK
Tel: 2898 7388 Fax: 2898 7076
Website:http://www.wellab.com.hk E-mail:wellab@wellab.com.hk

HOKLAS 083
TEST

TEST REPORT

Laboratory No.:	14303-V2
Date of Issue:	2011-12-07
Date Received:	2011-10-10
Date Tested:	2011-10-10
Date Completed:	2011-10-17

Results:

Sample Number	14303-94	14303-95	14303-96	14303-97	14303-98	14303-99
Sample ID	IS14-b	IS14-b	IS14-b	CS(Mf)5-b	CS(Mf)5-b	CS(Mf)5-b
Sampling Depth	S	M	B	S	M	B
Tide	Mid-Ebb	Mid-Ebb	Mid-Ebb	Mid-Ebb	Mid-Ebb	Mid-Ebb
Suspended Solids (SS), mg/L	9.1	6.5	5.3	9.2	4.8	4.8

Sample Number	14303-100	14303-101	14303-102	14303-103	14303-105	14303-106
Sample ID	SR10A-b	SR10A-b	SR10A-b	SR10B-b	SR10B-b	CSA-b
Sampling Depth	S	M	B	S	B	S
Tide	Mid-Flood	Mid-Flood	Mid-Flood	Mid-Flood	Mid-Flood	Mid-Flood
Suspended Solids (SS), mg/L	17	10	8.6	14	10	4.0

Sample Number	14303-107	14303-108	14303-109	14303-110	14303-111	14303-112
Sample ID	CSA-b	CSA-b	CS6-b	CS6-b	CS6-b	SR8-b
Sampling Depth	M	B	S	M	B	S
Tide	Mid-Flood	Mid-Flood	Mid-Flood	Mid-Flood	Mid-Flood	Mid-Flood
Suspended Solids (SS), mg/L	6.9	4.7	11	12	14	7.3

Sample Number	14303-114	14303-115	14303-117	14303-118	14303-119	14303-120
Sample ID	SR8-b	SR9-b	SR9-b	IS15-b	IS15-b	IS15-b
Sampling Depth	B	S	B	S	M	B
Tide	Mid-Flood	Mid-Flood	Mid-Flood	Mid-Flood	Mid-Flood	Mid-Flood
Suspended Solids (SS), mg/L	8.0	5.3	4.7	9.9	7.0	10

Remark: 1) < = less than

2) S = Surface, M = Middle, B = Bottom

3) This report supersedes the one dated 2011/11/23 with certificate number 14303-V1

4) The samples as received are chilled and kept in ice-box

****

This laboratory is accredited by Hong Kong Laboratory Accreditation Scheme (HOKLAS) for specific test and / or measurants and the results shown in this report have been determined in accordance with the laboratory's terms of accreditation. It may not be reproduced except with prior written approval from WELLAB LIMITED and the results relate only to the items calibrated or tested.

WELLAB 匯力
Testing & Research
Rooms 816, 1502, 1516 and 1701-2, Technology Park, 18 On Lai Street, Shatin. N.T., HK
Tel: 2898 7388 Fax: 2898 7076
Website:http://www.wellab.com.hk E-mail:wellab@wellab.com.hk

HOKLAS 083
TEST

TEST REPORT

Laboratory No.:	14303-V2
Date of Issue:	2011-12-07
Date Received:	2011-10-10
Date Tested:	2011-10-10
Date Completed:	2011-10-17

Results:

Sample Number	14303-121	14303-122	14303-123	14303-124	14303-125	14303-126
Sample ID	IS13-b	IS13-b	IS13-b	IS12-b	IS12-b	IS12-b
Sampling Depth	S	M	B	S	M	B
Tide	Mid-Flood	Mid-Flood	Mid-Flood	Mid-Flood	Mid-Flood	Mid-Flood
Suspended Solids (SS), mg/L	9.1	5.9	11	5.1	5.9	6.1

Sample Number	14303-127	14303-128	14303-129	14303-130	14303-131	14303-132
Sample ID	IS14-b	IS14-b	IS14-b	CS(Mf)5-b	CS(Mf)5-b	CS(Mf)5-b
Sampling Depth	S	M	B	S	M	B
Tide	Mid-Flood	Mid-Flood	Mid-Flood	Mid-Flood	Mid-Flood	Mid-Flood
Suspended Solids (SS), mg/L	5.7	18	8.8	3.6	4.0	3.9

Remark: 1) < = less than

2) S = Surface, M = Middle, B = Bottom

3) This report supersedes the one dated 2011/11/23 with certificate number 14303-V1

4) The samples as received are chilled and kept in ice-box

**********END OF REPORT**********

This laboratory is accredited by Hong Kong Laboratory Accreditation Scheme (HOKLAS) for specific test and / or measurants and the results shown in this report have been determined in accordance with the laboratory's terms of accreditation. It may not be reproduced except with prior written approval from WELLAB LIMITED and the results relate only to the items calibrated or tested.

WELLAB 匯力
Testing & Research
Rooms 816, 1502, 1516 and 1701-2, Technology Park, 18 On Lai Street, Shatin. N.T., HK
Tel: 2898 7388 Fax: 2898 7076
Website:http://www.wellab.com.hk E-mail:wellab@wellab.com.hk

HOKLAS 083
TEST

TEST REPORT

APPLICANT: **Cinotech Consultants Limited**
RM 1710, Technology Park,
18 On Lai Street,
Shatin, N.T., Hong Kong

Laboratory No.:	14313-V2
Date of Issue:	2011-12-07
Date Received:	2011-10-12
Date Tested:	2011-10-12
Date Completed:	2011-10-18

ATTN: **Miss Mei Ling Tang** Page: 1 of 4

Sample Description : 84 liquid samples as received by customer said to be marine water
Project No. : MA11050
Project Name : Baseline Environmental Monitoring for Hong Kong-Zhuhai-Marco Brige Hong Kong Projects - Investigation
Sampling Date : 2011-10-12

Test Requested & Methodology:

Item	Parameters	Ref. Method	Limit of Reporting
1	Suspended Solids (SS)	APHA 17ed 2540 D	*0.5 mg/L

Remark: 1) * Limit of Reporting is reported as Detection Limit

Results:

Sample Number	14313-1	14313-2	14313-3	14313-4	14313-5	14313-6
Sample ID	ST3-a	ST3-a	ST3-a	CS1-a	CS1-a	CS1-a
Sampling Depth	S	M	B	S	M	B
Tide	Mid-Ebb	Mid-Ebb	Mid-Ebb	Mid-Ebb	Mid-Ebb	Mid-Ebb
Suspended Solids (SS), mg/L	21	33	33	14	15	19

Sample Number	14313-8	14313-10	14313-11	14313-12	14313-13	14313-14
Sample ID	SR1-a	IS1-a	IS1-a	IS1-a	ST1-a	ST1-a
Sampling Depth	M	S	M	B	S	M
Tide	Mid-Ebb	Mid-Ebb	Mid-Ebb	Mid-Ebb	Mid-Ebb	Mid-Ebb
Suspended Solids (SS), mg/L	39	15	17	15	13	16

Remark: 1) < = less than
2) S = Surface, M = Middle, B = Bottom
3) This report supersedes the one dated 2011/11/23 with certificate number 14313-V1
4) The samples as received are chilled and kept in ice-box

****

PREPARED AND CHECKED BY:
For and On Behalf of **WELLAB Ltd.**

Approved Signatory: Patrick Tse
Tse Siu Kei, Patrick
Laboratory Manager

This laboratory is accredited by Hong Kong Laboratory Accreditation Scheme (HOKLAS) for specific test and / or measurants and the results shown in this report have been determined in accordance with the laboratory's terms of accreditation. It may not be reproduced except with prior written approval from WELLAB LIMITED and the results relate only to the items calibrated or tested.

WELLAB 匯力
Testing & Research
Rooms 816, 1502, 1516 and 1701-2, Technology Park, 18 On Lai Street, Shatin. N.T., HK
Tel: 2898 7388 Fax: 2898 7076
Website:http://www.wellab.com.hk E-mail:wellab@wellab.com.hk

HOKLAS 083
TEST

TEST REPORT

Laboratory No.:	14313-V2
Date of Issue:	2011-12-07
Date Received:	2011-10-12
Date Tested:	2011-10-12
Date Completed:	2011-10-18

Results:

Sample Number	14313-15	14313-16	14313-17	14313-18	14313-19	14313-20
Sample ID	ST1-a	IS2-a	IS2-a	IS2-a	ST2-a	ST2-a
Sampling Depth	B	S	M	B	S	M
Tide	Mid-Ebb	Mid-Ebb	Mid-Ebb	Mid-Ebb	Mid-Ebb	Mid-Ebb
Suspended Solids (SS), mg/L	20	16	18	19	17	17

Sample Number	14313-21	14313-22	14313-24	14313-25	14313-26	14313-27
Sample ID	ST2-a	SR6-a	SR6-a	ST3-a	ST3-a	ST3-a
Sampling Depth	B	S	B	S	M	B
Tide	Mid-Ebb	Mid-Ebb	Mid-Ebb	Mid-Flood	Mid-Flood	Mid-Flood
Suspended Solids (SS), mg/L	16	19	17	33	41	47

Sample Number	14313-28	14313-29	14313-30	14313-32	14313-34	14313-35
Sample ID	CS1-a	CS1-a	CS1-a	SR1-a	IS1-a	IS1-a
Sampling Depth	S	M	B	M	S	M
Tide	Mid-Flood	Mid-Flood	Mid-Flood	Mid-Flood	Mid-Flood	Mid-Flood
Suspended Solids (SS), mg/L	19	20	41	31	11	16

Sample Number	14313-36	14313-37	14313-38	14313-39	14313-40	14313-41
Sample ID	IS1-a	ST1-a	ST1-a	ST1-a	IS2-a	IS2-a
Sampling Depth	B	S	M	B	S	M
Tide	Mid-Flood	Mid-Flood	Mid-Flood	Mid-Flood	Mid-Flood	Mid-Flood
Suspended Solids (SS), mg/L	20	13	11	19	11	12

Remark: 1) < = less than

2) S = Surface, M = Middle, B = Bottom

3) This report supersedes the one dated 2011/11/23 with certificate number 14313-V1

4) The samples as received are chilled and kept in ice-box

****

This laboratory is accredited by Hong Kong Laboratory Accreditation Scheme (HOKLAS) for specific test and / or measurants and the results shown in this report have been determined in accordance with the laboratory's terms of accreditation. It may not be reproduced except with prior written approval from WELLAB LIMITED and the results relate only to the items calibrated or tested.

WELLAB 匯力
Testing & Research
Rooms 816, 1502, 1516 and 1701-2, Technology Park, 18 On Lai Street, Shatin. N.T., HK
Tel: 2898 7388 Fax: 2898 7076
Website:http://www.wellab.com.hk E-mail:wellab@wellab.com.hk

HOKLAS 083
TEST

TEST REPORT

Laboratory No.:	14313-V2
Date of Issue:	2011-12-07
Date Received:	2011-10-12
Date Tested:	2011-10-12
Date Completed:	2011-10-18

Results:

Sample Number	14313-42	14313-43	14313-44	14313-45	14313-46	14313-48
Sample ID	IS2-a	ST2-a	ST2-a	ST2-a	SR6-a	SR6-a
Sampling Depth	B	S	M	B	S	B
Tide	Mid-Flood	Mid-Flood	Mid-Flood	Mid-Flood	Mid-Flood	Mid-Flood
Suspended Solids (SS), mg/L	17	5.8	8.7	18	7.6	14

Sample Number	14313-49	14313-50	14313-51	14313-52	14313-53	14313-54
Sample ID	ST3-b	ST3-b	ST3-b	CS1-b	CS1-b	CS1-b
Sampling Depth	S	M	B	S	M	B
Tide	Mid-Ebb	Mid-Ebb	Mid-Ebb	Mid-Ebb	Mid-Ebb	Mid-Ebb
Suspended Solids (SS), mg/L	21	32	33	15	15	19

Sample Number	14313-56	14313-58	14313-59	14313-60	14313-61	14313-62
Sample ID	SR1-b	IS1-b	IS1-b	IS1-b	ST1-b	ST1-b
Sampling Depth	M	S	M	B	S	M
Tide	Mid-Ebb	Mid-Ebb	Mid-Ebb	Mid-Ebb	Mid-Ebb	Mid-Ebb
Suspended Solids (SS), mg/L	40	15	16	15	13	15

Sample Number	14313-63	14313-64	14313-65	14313-66	14313-67	14313-68
Sample ID	ST1-b	IS2-b	IS2-b	IS2-b	ST2-b	ST2-b
Sampling Depth	B	S	M	B	S	M
Tide	Mid-Ebb	Mid-Ebb	Mid-Ebb	Mid-Ebb	Mid-Ebb	Mid-Ebb
Suspended Solids (SS), mg/L	20	17	17	20	17	17

Remark: 1) < = less than

2) S = Surface, M = Middle, B = Bottom

3) This report supersedes the one dated 2011/11/23 with certificate number 14313-V1

4) The samples as received are chilled and kept in ice-box

****

This laboratory is accredited by Hong Kong Laboratory Accreditation Scheme (HOKLAS) for specific test and / or measurants and the results shown in this report have been determined in accordance with the laboratory's terms of accreditation. It may not be reproduced except with prior written approval from WELLAB LIMITED and the results relate only to the items calibrated or tested.

WELLAB 匯力
Testing & Research
Rooms 816, 1502, 1516 and 1701-2, Technology Park, 18 On Lai Street, Shatin. N.T., HK
Tel: 2898 7388 Fax: 2898 7076
Website:http://www.wellab.com.hk E-mail:wellab@wellab.com.hk

HOKLAS 083
TEST

TEST REPORT

Laboratory No.:	14313-V2
Date of Issue:	2011-12-07
Date Received:	2011-10-12
Date Tested:	2011-10-12
Date Completed:	2011-10-18

Results:

Sample Number	14313-69	14313-70	14313-72	14313-73	14313-74	14313-75
Sample ID	ST2-b	SR6-b	SR6-b	ST3-b	ST3-b	ST3-b
Sampling Depth	B	S	B	S	M	B
Tide	Mid-Ebb	Mid-Ebb	Mid-Ebb	Mid-Flood	Mid-Flood	Mid-Flood
Suspended Solids (SS), mg/L	17	19	18	35	42	48

Sample Number	14313-76	14313-77	14313-78	14313-80	14313-82	14313-83
Sample ID	CS1-b	CS1-b	CS1-b	SR1-b	IS1-b	IS1-b
Sampling Depth	S	M	B	M	S	M
Tide	Mid-Flood	Mid-Flood	Mid-Flood	Mid-Flood	Mid-Flood	Mid-Flood
Suspended Solids (SS), mg/L	19	20	42	32	11	15

Sample Number	14313-84	14313-85	14313-86	14313-87	14313-88	14313-89
Sample ID	IS1-b	ST1-b	ST1-b	ST1-b	IS2-b	IS2-b
Sampling Depth	B	S	M	B	S	M
Tide	Mid-Flood	Mid-Flood	Mid-Flood	Mid-Flood	Mid-Flood	Mid-Flood
Suspended Solids (SS), mg/L	20	13	11	19	11	12

Sample Number	14313-90	14313-91	14313-92	14313-93	14313-94	14313-96
Sample ID	IS2-b	ST2-b	ST2-b	ST2-b	SR6-b	SR6-b
Sampling Depth	B	S	M	B	S	B
Tide	Mid-Flood	Mid-Flood	Mid-Flood	Mid-Flood	Mid-Flood	Mid-Flood
Suspended Solids (SS), mg/L	17	5.8	8.5	17	7.5	14

Remark: 1) < = less than

2) S = Surface, M = Middle, B = Bottom

3) This report supersedes the one dated 2011/11/23 with certificate number 14313-V1

4) The samples as received are chilled and kept in ice-box

**********END OF REPORT**********

This laboratory is accredited by Hong Kong Laboratory Accreditation Scheme (HOKLAS) for specific test and / or measurants and the results shown in this report have been determined in accordance with the laboratory's terms of accreditation. It may not be reproduced except with prior written approval from WELLAB LIMITED and the results relate only to the items calibrated or tested.

WELLAB 滙力
Testing & Research
Rooms 816, 1502, 1516 and 1701-2, Technology Park, 18 On Lai Street, Shatin. N.T., HK
Tel: 2898 7388 Fax: 2898 7076
Website:http://www.wellab.com.hk E-mail:wellab@wellab.com.hk

HOKLAS 083
TEST

TEST REPORT

APPLICANT: **Cinotech Consultants Limited**
RM 1710, Technology Park,
18 On Lai Street,
Shatin, N.T., Hong Kong

Laboratory No.:	14314-V2
Date of Issue:	2011-12-07
Date Received:	2011-10-12
Date Tested:	2011-10-12
Date Completed:	2011-10-18

ATTN: **Miss Mei Ling Tang** Page: 1 of 4

Sample Description : 76 liquid samples as received by customer said to be marine water
Project No. : MA11050
Project Name : Baseline Environmental Monitoring for Hong Kong-Zhuhai-Marco Brige Hong Kong Projects - Investigation
Sampling Date : 2011-10-12

Test Requested & Methodology:

Item	Parameters	Ref. Method	Limit of Reporting
1	Suspended Solids (SS)	APHA 17ed 2540 D	*0.5 mg/L

Remark: 1) * Limit of Reporting is reported as Detection Limit

Results:

Sample Number	14314-1	14314-2	14314-3	14314-4	14314-6	14314-7
Sample ID	CS2-a	CS2-a	CS2-a	IS3-a	IS3-a	IS4-a
Sampling Depth	S	M	B	S	B	S
Tide	Mid-Ebb	Mid-Ebb	Mid-Ebb	Mid-Ebb	Mid-Ebb	Mid-Ebb
Suspended Solids (SS), mg/L	12	10	11	14	17	13

Sample Number	14314-8	14314-9	14314-11	14314-14	14314-16	14314-17
Sample ID	IS4-a	IS4-a	SR2-a	SR3-a	IS5-a	IS5-a
Sampling Depth	M	B	M	M	S	M
Tide	Mid-Ebb	Mid-Ebb	Mid-Ebb	Mid-Ebb	Mid-Ebb	Mid-Ebb
Suspended Solids (SS), mg/L	16	18	15	6.6	11	34

Remark: 1) < = less than
2) S = Surface, M = Middle, B = Bottom
3) This report supersedes the one dated 2011/11/23 with certificate number 14314-V1
4) The samples as received are chilled and kept in ice-box

****

PREPARED AND CHECKED BY:
For and On Behalf of **WELLAB Ltd.**

Approved Signatory: Patrick Tse
Tse Siu Kei, Patrick
Laboratory Manager

This laboratory is accredited by Hong Kong Laboratory Accreditation Scheme (HOKLAS) for specific test and / or measurants and the results shown in this report have been determined in accordance with the laboratory's terms of accreditation. It may not be reproduced except with prior written approval from WELLAB LIMITED and the results relate only to the items calibrated or tested.

WELLAB 匯力
Testing & Research
Rooms 816, 1502, 1516 and 1701-2, Technology Park, 18 On Lai Street, Shatin. N.T., HK
Tel: 2898 7388 Fax: 2898 7076
Website:http://www.wellab.com.hk E-mail:wellab@wellab.com.hk

HOKLAS 083
TEST

TEST REPORT

Laboratory No.:	14314-V2
Date of Issue:	2011-12-07
Date Received:	2011-10-12
Date Tested:	2011-10-12
Date Completed:	2011-10-18

Results:

Sample Number	14314-18	14314-20	14314-22	14314-24	14314-25	14314-27
Sample ID	IS5-a	IS(Mf)20-a	IS(Mf)6-a	IS(Mf)6-a	IS7-a	IS7-a
Sampling Depth	B	M	S	B	S	B
Tide	Mid-Ebb	Mid-Ebb	Mid-Ebb	Mid-Ebb	Mid-Ebb	Mid-Ebb
Suspended Solids (SS), mg/L	32	9.2	6.7	13	9.6	9.7

Sample Number	14314-28	14314-30	14314-31	14314-32	14314-33	14314-34
Sample ID	IS(Mf)9-a	IS(Mf)9-a	CS2-a	CS2-a	CS2-a	IS3-a
Sampling Depth	S	B	S	M	B	S
Tide	Mid-Ebb	Mid-Ebb	Mid-Flood	Mid-Flood	Mid-Flood	Mid-Flood
Suspended Solids (SS), mg/L	7.9	7.8	11	8.1	47	20

Sample Number	14314-36	14314-37	14314-38	14314-39	14314-41	14314-44
Sample ID	IS3-a	IS4-a	IS4-a	IS4-a	SR2-a	SR3-a
Sampling Depth	B	S	M	B	M	M
Tide	Mid-Flood	Mid-Flood	Mid-Flood	Mid-Flood	Mid-Flood	Mid-Flood
Suspended Solids (SS), mg/L	22	11	11	18	8.3	12

Sample Number	14314-46	14314-47	14314-48	14314-50	14314-53	14314-56
Sample ID	IS5-a	IS5-a	IS5-a	IS(Mf)20-a	IS(Mf)6-a	IS7-a
Sampling Depth	S	M	B	M	M	M
Tide	Mid-Flood	Mid-Flood	Mid-Flood	Mid-Flood	Mid-Flood	Mid-Flood
Suspended Solids (SS), mg/L	7.7	17	14	11	9.5	12

Remark: 1) < = less than

2) S = Surface, M = Middle, B = Bottom

3) This report supersedes the one dated 2011/11/23 with certificate number 14314-V1

4) The samples as received are chilled and kept in ice-box

****

This laboratory is accredited by Hong Kong Laboratory Accreditation Scheme (HOKLAS) for specific test and / or measurants and the results shown in this report have been determined in accordance with the laboratory's terms of accreditation. It may not be reproduced except with prior written approval from WELLAB LIMITED and the results relate only to the items calibrated or tested.

WELLAB 匯力
Testing & Research
Rooms 816, 1502, 1516 and 1701-2, Technology Park, 18 On Lai Street, Shatin. N.T., HK
Tel: 2898 7388 Fax: 2898 7076
Website:http://www.wellab.com.hk E-mail:wellab@wellab.com.hk

HOKLAS 083
TEST

TEST REPORT

Laboratory No.:	14314-V2
Date of Issue:	2011-12-07
Date Received:	2011-10-12
Date Tested:	2011-10-12
Date Completed:	2011-10-18

Results:

Sample Number	14314-58	14314-60	14314-61	14314-62	14314-63	14314-64
Sample ID	IS(Mf)9-a	IS(Mf)9-a	CS2-b	CS2-b	CS2-b	IS3-b
Sampling Depth	S	B	S	M	B	S
Tide	Mid-Flood	Mid-Flood	Mid-Ebb	Mid-Ebb	Mid-Ebb	Mid-Ebb
Suspended Solids (SS), mg/L	7.4	11	12	10	11	14

Sample Number	14314-66	14314-67	14314-68	14314-69	14314-71	14314-74
Sample ID	IS3-b	IS4-b	IS4-b	IS4-b	SR2-b	SR3-b
Sampling Depth	B	S	M	B	M	M
Tide	Mid-Ebb	Mid-Ebb	Mid-Ebb	Mid-Ebb	Mid-Ebb	Mid-Ebb
Suspended Solids (SS), mg/L	17	13	17	18	15	6.7

Sample Number	14314-76	14314-77	14314-78	14314-80	14314-82	14314-84
Sample ID	IS5-b	IS5-b	IS5-b	IS(Mf)20-b	IS(Mf)6-b	IS(Mf)6-b
Sampling Depth	S	M	B	M	S	B
Tide	Mid-Ebb	Mid-Ebb	Mid-Ebb	Mid-Ebb	Mid-Ebb	Mid-Ebb
Suspended Solids (SS), mg/L	11	34	32	9.0	6.6	13

Sample Number	14314-85	14314-87	14314-88	14314-90	14314-91	14314-92
Sample ID	IS7-b	IS7-b	IS(Mf)9-b	IS(Mf)9-b	CS2-b	CS2-b
Sampling Depth	S	B	S	B	S	M
Tide	Mid-Ebb	Mid-Ebb	Mid-Ebb	Mid-Ebb	Mid-Flood	Mid-Flood
Suspended Solids (SS), mg/L	9.7	9.8	7.8	7.7	11	8.1

Remark: 1) < = less than

2) S = Surface, M = Middle, B = Bottom

3) This report supersedes the one dated 2011/11/23 with certificate number 14314-V1

4) The samples as received are chilled and kept in ice-box

****

This laboratory is accredited by Hong Kong Laboratory Accreditation Scheme (HOKLAS) for specific test and / or measurants and the results shown in this report have been determined in accordance with the laboratory's terms of accreditation. It may not be reproduced except with prior written approval from WELLAB LIMITED and the results relate only to the items calibrated or tested.

WELLAB 匯力
Testing & Research
Rooms 816, 1502, 1516 and 1701-2, Technology Park, 18 On Lai Street, Shatin. N.T., HK
Tel: 2898 7388 Fax: 2898 7076
Website:http://www.wellab.com.hk E-mail:wellab@wellab.com.hk

HOKLAS 083
TEST

TEST REPORT

Laboratory No.:	14314-V2
Date of Issue:	2011-12-07
Date Received:	2011-10-12
Date Tested:	2011-10-12
Date Completed:	2011-10-18

Results:

Sample Number	14314-93	14314-94	14314-96	14314-97	14314-98	14314-99
Sample ID	CS2-b	IS3-b	IS3-b	IS4-b	IS4-b	IS4-b
Sampling Depth	B	S	B	S	M	B
Tide	Mid-Flood	Mid-Flood	Mid-Flood	Mid-Flood	Mid-Flood	Mid-Flood
Suspended Solids (SS), mg/L	47	19	23	11	11	17

Sample Number	14314-101	14314-104	14314-106	14314-107	14314-108	14314-110
Sample ID	SR2-b	SR3-b	IS5-b	IS5-b	IS5-b	IS(Mf)20-b
Sampling Depth	M	M	S	M	B	M
Tide	Mid-Flood	Mid-Flood	Mid-Flood	Mid-Flood	Mid-Flood	Mid-Flood
Suspended Solids (SS), mg/L	8.6	11	7.9	17	13	11

Sample Number	14314-113	14314-116	14314-118	14314-120
Sample ID	IS(Mf)6-b	IS7-b	IS(Mf)9-b	IS(Mf)9-b
Sampling Depth	M	M	S	B
Tide	Mid-Flood	Mid-Flood	Mid-Flood	Mid-Flood
Suspended Solids (SS), mg/L	9.6	12	7.4	11

Remark:1) < = less than

2) S = Surface, M = Middle, B = Bottom

3) This report supersedes the one dated 2011/11/23 with certificate number 14314-V1

4) The samples as received are chilled and kept in ice-box

**********END OF REPORT**********

This laboratory is accredited by Hong Kong Laboratory Accreditation Scheme (HOKLAS) for specific test and / or measurants and the results shown in this report have been determined in accordance with the laboratory's terms of accreditation. It may not be reproduced except with prior written approval from WELLAB LIMITED and the results relate only to the items calibrated or tested.

WELLAB 匯力
Testing & Research
Rooms 816, 1502, 1516 and 1701-2, Technology Park, 18 On Lai Street, Shatin. N.T., HK
Tel: 2898 7388 Fax: 2898 7076
Website:http://www.wellab.com.hk E-mail:wellab@wellab.com.hk

HOKLAS 083
TEST

TEST REPORT

APPLICANT: **Cinotech Consultants Limited**
RM 1710, Technology Park,
18 On Lai Street,
Shatin, N.T., Hong Kong

Laboratory No.:	14315-V2
Date of Issue:	2011-12-07
Date Received:	2011-10-12
Date Tested:	2011-10-12
Date Completed:	2011-10-18

ATTN: **Miss Mei Ling Tang** Page: 1 of 6

Sample Description : 116 liquid samples as received by customer said to be marine water
Project No. : MA11050
Project Name : Baseline Environmental Monitoring for Hong Kong-Zhuhai-Marco Brige Hong Kong Projects - Investigation
Sampling Date : 2011-10-12

Test Requested & Methodology:

Item	Parameters	Ref. Method	Limit of Reporting
1	Suspended Solids (SS)	APHA 17ed 2540 D	*0.5 mg/L

Remark: 1) * Limit of Reporting is reported as Detection Limit

Results:

Sample Number	14315-1	14315-3	14315-4	14315-6	14315-7	14315-8
Sample ID	SR4-a	SR4-a	IS8-a	IS8-a	IS17-a	IS17-a
Sampling Depth	S	B	S	B	S	M
Tide	Mid-Ebb	Mid-Ebb	Mid-Ebb	Mid-Ebb	Mid-Ebb	Mid-Ebb
Suspended Solids (SS), mg/L	12	17	5.5	5.5	9.7	9.0

Sample Number	14315-9	14315-10	14315-11	14315-12	14315-13	14315-15
Sample ID	IS17-a	GG1-a	GG1-a	GG1-a	SR7-a	SR7-a
Sampling Depth	B	S	M	B	S	B
Tide	Mid-Ebb	Mid-Ebb	Mid-Ebb	Mid-Ebb	Mid-Ebb	Mid-Ebb
Suspended Solids (SS), mg/L	11	14	10	7.7	7.5	8.4

Remark: 1) < = less than
2) S = Surface, M = Middle, B = Bottom
3) This report supersedes the one dated 2011/11/23 with certificate number 14315-V1
4) The samples as received are chilled and kept in ice-box

****

PREPARED AND CHECKED BY:
For and On Behalf of **WELLAB Ltd.**

Approved Signatory: Patrick Tse
Tse Siu Kei, Patrick
Laboratory Manager

This laboratory is accredited by Hong Kong Laboratory Accreditation Scheme (HOKLAS) for specific test and / or measurants and the results shown in this report have been determined in accordance with the laboratory's terms of accreditation. It may not be reproduced except with prior written approval from WELLAB LIMITED and the results relate only to the items calibrated or tested.

WELLAB 匯力
Testing & Research
Rooms 816, 1502, 1516 and 1701-2, Technology Park, 18 On Lai Street, Shatin. N.T., HK
Tel: 2898 7388 Fax: 2898 7076
Website:http://www.wellab.com.hk E-mail:wellab@wellab.com.hk

HOKLAS 083
TEST

TEST REPORT

Laboratory No.:	14315-V2
Date of Issue:	2011-12-07
Date Received:	2011-10-12
Date Tested:	2011-10-12
Date Completed:	2011-10-18

Results:

Sample Number	14315-16	14315-17	14315-18	14315-19	14315-20	14315-21
Sample ID	IS10-a	IS10-a	IS10-a	IS(Mf)16-a	IS(Mf)16-a	IS(Mf)16-a
Sampling Depth	S	M	B	S	M	B
Tide	Mid-Ebb	Mid-Ebb	Mid-Ebb	Mid-Ebb	Mid-Ebb	Mid-Ebb
Suspended Solids (SS), mg/L	7.5	6.2	6.6	7.3	8.4	7.0

Sample Number	14315-22	14315-23	14315-24	14315-25	14315-27	14315-28
Sample ID	IS(Mf)11-a	IS(Mf)11-a	IS(Mf)11-a	SR5-a	SR5-a	CS(Mf)3-a
Sampling Depth	S	M	B	S	B	S
Tide	Mid-Ebb	Mid-Ebb	Mid-Ebb	Mid-Ebb	Mid-Ebb	Mid-Ebb
Suspended Solids (SS), mg/L	7.8	8.9	8.7	16	9.0	8.1

Sample Number	14315-29	14315-30	14315-31	14315-32	14315-33	14315-34
Sample ID	CS(Mf)3-a	CS(Mf)3-a	CS4-a	CS4-a	CS4-a	SR4-a
Sampling Depth	M	B	S	M	B	S
Tide	Mid-Ebb	Mid-Ebb	Mid-Ebb	Mid-Ebb	Mid-Ebb	Mid-Flood
Suspended Solids (SS), mg/L	7.5	9.3	7.6	10	7.5	11

Sample Number	14315-36	14315-37	14315-39	14315-40	14315-41	14315-42
Sample ID	SR4-a	IS8-a	IS8-a	IS17-a	IS17-a	IS17-a
Sampling Depth	B	S	B	S	M	B
Tide	Mid-Flood	Mid-Flood	Mid-Flood	Mid-Flood	Mid-Flood	Mid-Flood
Suspended Solids (SS), mg/L	16	14	7.8	9.6	7.1	12

Remark: 1) < = less than

2) S = Surface, M = Middle, B = Bottom

3) This report supersedes the one dated 2011/11/23 with certificate number 14315-V1

4) The samples as received are chilled and kept in ice-box

****

This laboratory is accredited by Hong Kong Laboratory Accreditation Scheme (HOKLAS) for specific test and / or measurants and the results shown in this report have been determined in accordance with the laboratory's terms of accreditation. It may not be reproduced except with prior written approval from WELLAB LIMITED and the results relate only to the items calibrated or tested.

WELLAB 匯力
Testing & Research
Rooms 816, 1502, 1516 and 1701-2, Technology Park, 18 On Lai Street, Shatin. N.T., HK
Tel: 2898 7388 Fax: 2898 7076
Website:http://www.wellab.com.hk E-mail:wellab@wellab.com.hk

HOKLAS 083
TEST

TEST REPORT

Laboratory No.:	14315-V2
Date of Issue:	2011-12-07
Date Received:	2011-10-12
Date Tested:	2011-10-12
Date Completed:	2011-10-18

Results:

Sample Number	14315-43	14315-44	14315-45	14315-46	14315-48	14315-49
Sample ID	GG1-a	GG1-a	GG1-a	SR7-a	SR7-a	IS10-a
Sampling Depth	S	M	B	S	B	S
Tide	Mid-Flood	Mid-Flood	Mid-Flood	Mid-Flood	Mid-Flood	Mid-Flood
Suspended Solids (SS), mg/L	8.5	9.7	9.1	9.2	8.5	11

Sample Number	14315-50	14315-51	14315-52	14315-53	14315-54	14315-55
Sample ID	IS10-a	IS10-a	IS(Mf)16-a	IS(Mf)16-a	IS(Mf)16-a	IS(Mf)11-a
Sampling Depth	M	B	S	M	B	S
Tide	Mid-Flood	Mid-Flood	Mid-Flood	Mid-Flood	Mid-Flood	Mid-Flood
Suspended Solids (SS), mg/L	11	4.2	6.9	6.3	5.6	9.8

Sample Number	14315-56	14315-57	14315-58	14315-60	14315-61	14315-62
Sample ID	IS(Mf)11-a	IS(Mf)11-a	SR5-a	SR5-a	CS(Mf)3-a	CS(Mf)3-a
Sampling Depth	M	B	S	B	S	M
Tide	Mid-Flood	Mid-Flood	Mid-Flood	Mid-Flood	Mid-Flood	Mid-Flood
Suspended Solids (SS), mg/L	6.7	11	20	15	11	9.5

Sample Number	14315-63	14315-64	14315-65	14315-66	14315-67	14315-69
Sample ID	CS(Mf)3-a	CS4-a	CS4-a	CS4-a	SR4-b	SR4-b
Sampling Depth	B	S	M	B	S	B
Tide	Mid-Flood	Mid-Flood	Mid-Flood	Mid-Flood	Mid-Ebb	Mid-Ebb
Suspended Solids (SS), mg/L	7.5	12	8.3	7.0	12	17

Remark: 1) < = less than

2) S = Surface, M = Middle, B = Bottom

3) This report supersedes the one dated 2011/11/23 with certificate number 14315-V1

4) The samples as received are chilled and kept in ice-box

****

This laboratory is accredited by Hong Kong Laboratory Accreditation Scheme (HOKLAS) for specific test and / or measurants and the results shown in this report have been determined in accordance with the laboratory's terms of accreditation. It may not be reproduced except with prior written approval from WELLAB LIMITED and the results relate only to the items calibrated or tested.

WELLAB 匯力
Testing & Research
Rooms 816, 1502, 1516 and 1701-2, Technology Park, 18 On Lai Street, Shatin. N.T., HK
Tel: 2898 7388 Fax: 2898 7076
Website:http://www.wellab.com.hk E-mail:wellab@wellab.com.hk

HOKLAS 083
TEST

TEST REPORT

Laboratory No.:	14315-V2
Date of Issue:	2011-12-07
Date Received:	2011-10-12
Date Tested:	2011-10-12
Date Completed:	2011-10-18

Results:

Sample Number	14315-70	14315-72	14315-73	14315-74	14315-75	14315-76
Sample ID	IS8-b	IS8-b	IS17-b	IS17-b	IS17-b	GG1-b
Sampling Depth	S	B	S	M	B	S
Tide	Mid-Ebb	Mid-Ebb	Mid-Ebb	Mid-Ebb	Mid-Ebb	Mid-Ebb
Suspended Solids (SS), mg/L	5.4	5.6	9.8	8.9	11	14

Sample Number	14315-77	14315-78	14315-79	14315-81	14315-82	14315-83
Sample ID	GG1-b	GG1-b	SR7-b	SR7-b	IS10-b	IS10-b
Sampling Depth	M	B	S	B	S	M
Tide	Mid-Ebb	Mid-Ebb	Mid-Ebb	Mid-Ebb	Mid-Ebb	Mid-Ebb
Suspended Solids (SS), mg/L	10	7.7	7.6	8.6	7.2	6.3

Sample Number	14315-84	14315-85	14315-86	14315-87	14315-88	14315-89
Sample ID	IS10-b	IS(Mf)16-b	IS(Mf)16-b	IS(Mf)16-b	IS(Mf)11-b	IS(Mf)11-b
Sampling Depth	B	S	M	B	S	M
Tide	Mid-Ebb	Mid-Ebb	Mid-Ebb	Mid-Ebb	Mid-Ebb	Mid-Ebb
Suspended Solids (SS), mg/L	6.7	7.2	8.3	6.8	7.8	8.9

Sample Number	14315-90	14315-91	14315-93	14315-94	14315-95	14315-96
Sample ID	IS(Mf)11-b	SR5-b	SR5-b	CS(Mf)3-b	CS(Mf)3-b	CS(Mf)3-b
Sampling Depth	B	S	B	S	M	B
Tide	Mid-Ebb	Mid-Ebb	Mid-Ebb	Mid-Ebb	Mid-Ebb	Mid-Ebb
Suspended Solids (SS), mg/L	8.8	16	9.1	8.4	7.3	9.0

Remark: 1) < = less than

2) S = Surface, M = Middle, B = Bottom

3) This report supersedes the one dated 2011/11/23 with certificate number 14315-V1

4) The samples as received are chilled and kept in ice-box

****

This laboratory is accredited by Hong Kong Laboratory Accreditation Scheme (HOKLAS) for specific test and / or measurants and the results shown in this report have been determined in accordance with the laboratory's terms of accreditation. It may not be reproduced except with prior written approval from WELLAB LIMITED and the results relate only to the items calibrated or tested.

WELLAB 匯力
Testing & Research
Rooms 816, 1502, 1516 and 1701-2, Technology Park, 18 On Lai Street, Shatin. N.T., HK
Tel: 2898 7388 Fax: 2898 7076
Website:http://www.wellab.com.hk E-mail:wellab@wellab.com.hk

HOKLAS 083
TEST

TEST REPORT

Laboratory No.:	14315-V2
Date of Issue:	2011-12-07
Date Received:	2011-10-12
Date Tested:	2011-10-12
Date Completed:	2011-10-18

Results:

Sample Number	14315-97	14315-98	14315-99	14315-100	14315-102	14315-103
Sample ID	CS4-b	CS4-b	CS4-b	SR4-b	SR4-b	IS8-b
Sampling Depth	S	M	B	S	B	S
Tide	Mid-Ebb	Mid-Ebb	Mid-Ebb	Mid-Flood	Mid-Flood	Mid-Flood
Suspended Solids (SS), mg/L	7.4	9.9	7.7	12	15	14

Sample Number	14315-105	14315-106	14315-107	14315-108	14315-109	14315-110
Sample ID	IS8-b	IS17-b	IS17-b	IS17-b	GG1-b	GG1-b
Sampling Depth	B	S	M	B	S	M
Tide	Mid-Flood	Mid-Flood	Mid-Flood	Mid-Flood	Mid-Flood	Mid-Flood
Suspended Solids (SS), mg/L	7.7	9.6	7.2	12	8.5	9.9

Sample Number	14315-111	14315-112	14315-114	14315-115	14315-116	14315-117
Sample ID	GG1-b	SR7-b	SR7-b	IS10-b	IS10-b	IS10-b
Sampling Depth	B	S	B	S	M	B
Tide	Mid-Flood	Mid-Flood	Mid-Flood	Mid-Flood	Mid-Flood	Mid-Flood
Suspended Solids (SS), mg/L	9.0	8.9	8.6	11	11	4.3

Sample Number	14315-118	14315-119	14315-120	14315-121	14315-122	14315-123
Sample ID	IS(Mf)16-b	IS(Mf)16-b	IS(Mf)16-b	IS(Mf)11-b	IS(Mf)11-b	IS(Mf)11-b
Sampling Depth	S	M	B	S	M	B
Tide	Mid-Flood	Mid-Flood	Mid-Flood	Mid-Flood	Mid-Flood	Mid-Flood
Suspended Solids (SS), mg/L	7.0	6.1	5.7	9.5	6.7	12

Remark: 1) < = less than

2) S = Surface, M = Middle, B = Bottom

3) This report supersedes the one dated 2011/11/23 with certificate number 14315-V1

4) The samples as received are chilled and kept in ice-box

****

This laboratory is accredited by Hong Kong Laboratory Accreditation Scheme (HOKLAS) for specific test and / or measurants and the results shown in this report have been determined in accordance with the laboratory's terms of accreditation. It may not be reproduced except with prior written approval from WELLAB LIMITED and the results relate only to the items calibrated or tested.

WELLAB 匯力
Testing & Research
Rooms 816, 1502, 1516 and 1701-2, Technology Park, 18 On Lai Street, Shatin. N.T., HK
Tel: 2898 7388 Fax: 2898 7076
Website:http://www.wellab.com.hk E-mail:wellab@wellab.com.hk

HOKLAS 083
TEST

TEST REPORT

Laboratory No.:	14315-V2
Date of Issue:	2011-12-07
Date Received:	2011-10-12
Date Tested:	2011-10-12
Date Completed:	2011-10-18

Results:

Sample Number	14315-124	14315-126	14315-127	14315-128	14315-129	14315-130
Sample ID	SR5-b	SR5-b	CS(Mf)3-b	CS(Mf)3-b	CS(Mf)3-b	CS4-b
Sampling Depth	S	B	S	M	B	S
Tide	Mid-Flood	Mid-Flood	Mid-Flood	Mid-Flood	Mid-Flood	Mid-Flood
Suspended Solids (SS), mg/L	19	15	11	9.4	7.2	12

Sample Number	14315-131	14315-132
Sample ID	CS4-b	CS4-b
Sampling Depth	M	B
Tide	Mid-Flood	Mid-Flood
Suspended Solids (SS), mg/L	8.2	6.9

Remark: 1) < = less than

2) S = Surface, M = Middle, B = Bottom

3) This report supersedes the one dated 2011/11/23 with certificate number 14315-V1

4) The samples as received are chilled and kept in ice-box

**********END OF REPORT**********

This laboratory is accredited by Hong Kong Laboratory Accreditation Scheme (HOKLAS) for specific test and / or measurants and the results shown in this report have been determined in accordance with the laboratory's terms of accreditation. It may not be reproduced except with prior written approval from WELLAB LIMITED and the results relate only to the items calibrated or tested.

WELLAB 匯力
Testing & Research
Rooms 816, 1502, 1516 and 1701-2, Technology Park, 18 On Lai Street, Shatin. N.T., HK
Tel: 2898 7388 Fax: 2898 7076
Website:http://www.wellab.com.hk E-mail:wellab@wellab.com.hk

HOKLAS 083
TEST

TEST REPORT

APPLICANT: **Cinotech Consultants Limited**
RM 1710, Technology Park,
18 On Lai Street,
Shatin, N.T., Hong Kong

Laboratory No.:	14316-V2
Date of Issue:	2011-12-07
Date Received:	2011-10-12
Date Tested:	2011-10-12
Date Completed:	2011-10-18

ATTN: **Miss Mei Ling Tang** Page: 1 of 6

Sample Description : 124 liquid samples as received by customer said to be marine water
Project No. : MA11050
Project Name : Baseline Environmental Monitoring for Hong Kong-Zhuhai-Marco Brige Hong Kong Projects - Investigation
Sampling Date : 2011-10-12

Test Requested & Methodology:

Item	Parameters	Ref. Method	Limit of Reporting
1	Suspended Solids (SS)	APHA 17ed 2540 D	*0.5 mg/L

Remark: 1) * Limit of Reporting is reported as Detection Limit

Results:

Sample Number	14316-1	14316-2	14316-3	14316-4	14316-5	14316-6
Sample ID	SR10A-a	SR10A-a	SR10A-a	SR10B-a	SR10B-a	SR10B-a
Sampling Depth	S	M	B	S	M	B
Tide	Mid-Ebb	Mid-Ebb	Mid-Ebb	Mid-Ebb	Mid-Ebb	Mid-Ebb
Suspended Solids (SS), mg/L	7.4	11	19	11	11	12

Sample Number	14316-7	14316-8	14316-9	14316-10	14316-11	14316-12
Sample ID	CSA-a	CSA-a	CSA-a	CS6-a	CS6-a	CS6-a
Sampling Depth	S	M	B	S	M	B
Tide	Mid-Ebb	Mid-Ebb	Mid-Ebb	Mid-Ebb	Mid-Ebb	Mid-Ebb
Suspended Solids (SS), mg/L	4.9	7.1	6.1	6.6	14	24

Remark: 1) < = less than
2) S = Surface, M = Middle, B = Bottom
3) This report supersedes the one dated 2011/11/23 with certificate number 14316-V1
4) The samples as received are chilled and kept in ice-box

****

PREPARED AND CHECKED BY:
For and On Behalf of **WELLAB Ltd.**

Approved Signatory: _____
Tse Siu Kei, Patrick
Laboratory Manager

This laboratory is accredited by Hong Kong Laboratory Accreditation Scheme (HOKLAS) for specific test and / or measurants and the results shown in this report have been determined in accordance with the laboratory's terms of accreditation. It may not be reproduced except with prior written approval from WELLAB LIMITED and the results relate only to the items calibrated or tested.

WELLAB 匯力
Testing & Research
Rooms 816, 1502, 1516 and 1701-2, Technology Park, 18 On Lai Street, Shatin. N.T., HK
Tel: 2898 7388 Fax: 2898 7076
Website:http://www.wellab.com.hk E-mail:wellab@wellab.com.hk

HOKLAS 083
TEST

TEST REPORT

Laboratory No.:	14316-V2
Date of Issue:	2011-12-07
Date Received:	2011-10-12
Date Tested:	2011-10-12
Date Completed:	2011-10-18

Results:

Sample Number	14316-13	14316-15	14316-16	14316-18	14316-19	14316-20
Sample ID	SR8-a	SR8-a	SR9-a	SR9-a	IS15-a	IS15-a
Sampling Depth	S	B	S	B	S	M
Tide	Mid-Ebb	Mid-Ebb	Mid-Ebb	Mid-Ebb	Mid-Ebb	Mid-Ebb
Suspended Solids (SS), mg/L	5.9	6.2	3.1	4.1	4.1	7.7

Sample Number	14316-21	14316-22	14316-23	14316-24	14316-25	14316-26
Sample ID	IS15-a	IS13-a	IS13-a	IS13-a	IS12-a	IS12-a
Sampling Depth	B	S	M	B	S	M
Tide	Mid-Ebb	Mid-Ebb	Mid-Ebb	Mid-Ebb	Mid-Ebb	Mid-Ebb
Suspended Solids (SS), mg/L	5.0	7.4	6.6	6.6	8.1	9.0

Sample Number	14316-27	14316-28	14316-29	14316-30	14316-31	14316-32
Sample ID	IS12-a	IS14-a	IS14-a	IS14-a	CS(Mf)5-a	CS(Mf)5-a
Sampling Depth	B	S	M	B	S	M
Tide	Mid-Ebb	Mid-Ebb	Mid-Ebb	Mid-Ebb	Mid-Ebb	Mid-Ebb
Suspended Solids (SS), mg/L	9.0	7.6	6.1	8.2	7.9	12

Sample Number	14316-33	14316-34	14316-35	14316-36	14316-37	14316-38
Sample ID	CS(Mf)5-a	SR10A-a	SR10A-a	SR10A-a	SR10B-a	SR10B-a
Sampling Depth	B	S	M	B	S	M
Tide	Mid-Ebb	Mid-Flood	Mid-Flood	Mid-Flood	Mid-Flood	Mid-Flood
Suspended Solids (SS), mg/L	9.5	11	8.7	9.6	7.6	11

Remark: 1) < = less than

2) S = Surface, M = Middle, B = Bottom

3) This report supersedes the one dated 2011/11/23 with certificate number 14316-V1

4) The samples as received are chilled and kept in ice-box

****

This laboratory is accredited by Hong Kong Laboratory Accreditation Scheme (HOKLAS) for specific test and / or measurants and the results shown in this report have been determined in accordance with the laboratory's terms of accreditation. It may not be reproduced except with prior written approval from WELLAB LIMITED and the results relate only to the items calibrated or tested.

WELLAB 匯力
Testing & Research
Rooms 816, 1502, 1516 and 1701-2, Technology Park, 18 On Lai Street, Shatin. N.T., HK
Tel: 2898 7388 Fax: 2898 7076
Website:http://www.wellab.com.hk E-mail:wellab@wellab.com.hk

HOKLAS 083
TEST

TEST REPORT

Laboratory No.:	14316-V2
Date of Issue:	2011-12-07
Date Received:	2011-10-12
Date Tested:	2011-10-12
Date Completed:	2011-10-18

Results:

Sample Number	14316-39	14316-40	14316-41	14316-42	14316-43	14316-44
Sample ID	SR10B-a	CSA-a	CSA-a	CSA-a	CS6-a	CS6-a
Sampling Depth	B	S	M	B	S	M
Tide	Mid-Flood	Mid-Flood	Mid-Flood	Mid-Flood	Mid-Flood	Mid-Flood
Suspended Solids (SS), mg/L	11	9.8	11	16	10	13

Sample Number	14316-45	14316-46	14316-48	14316-49	14316-51	14316-52
Sample ID	CS6-a	SR8-a	SR8-a	SR9-a	SR9-a	IS15-a
Sampling Depth	B	S	B	S	B	S
Tide	Mid-Flood	Mid-Flood	Mid-Flood	Mid-Flood	Mid-Flood	Mid-Flood
Suspended Solids (SS), mg/L	15	16	6.9	8.6	12	5.7

Sample Number	14316-53	14316-54	14316-55	14316-56	14316-57	14316-58
Sample ID	IS15-a	IS15-a	IS13-a	IS13-a	IS13-a	IS12-a
Sampling Depth	M	B	S	M	B	S
Tide	Mid-Flood	Mid-Flood	Mid-Flood	Mid-Flood	Mid-Flood	Mid-Flood
Suspended Solids (SS), mg/L	5.6	7.8	11	7.2	6.9	6.2

Sample Number	14316-59	14316-60	14316-61	14316-62	14316-63	14316-64
Sample ID	IS12-a	IS12-a	IS14-a	IS14-a	IS14-a	CS(Mf)5-a
Sampling Depth	M	B	S	M	B	S
Tide	Mid-Flood	Mid-Flood	Mid-Flood	Mid-Flood	Mid-Flood	Mid-Flood
Suspended Solids (SS), mg/L	4.2	6.1	4.0	9.1	9.3	4.4

Remark: 1) < = less than

2) S = Surface, M = Middle, B = Bottom

3) This report supersedes the one dated 2011/11/23 with certificate number 14316-V1

4) The samples as received are chilled and kept in ice-box

****

This laboratory is accredited by Hong Kong Laboratory Accreditation Scheme (HOKLAS) for specific test and / or measurants and the results shown in this report have been determined in accordance with the laboratory's terms of accreditation. It may not be reproduced except with prior written approval from WELLAB LIMITED and the results relate only to the items calibrated or tested.

WELLAB 匯力
Testing & Research
Rooms 816, 1502, 1516 and 1701-2, Technology Park, 18 On Lai Street, Shatin. N.T., HK
Tel: 2898 7388 Fax: 2898 7076
Website:http://www.wellab.com.hk E-mail:wellab@wellab.com.hk

HOKLAS 083
TEST

TEST REPORT

Laboratory No.:	14316-V2
Date of Issue:	2011-12-07
Date Received:	2011-10-12
Date Tested:	2011-10-12
Date Completed:	2011-10-18

Results:

Sample Number	14316-65	14316-66	14316-67	14316-68	14316-69	14316-70
Sample ID	CS(Mf)5-a	CS(Mf)5-a	SR10A-b	SR10A-b	SR10A-b	SR10B-b
Sampling Depth	M	B	S	M	B	S
Tide	Mid-Flood	Mid-Flood	Mid-Ebb	Mid-Ebb	Mid-Ebb	Mid-Ebb
Suspended Solids (SS), mg/L	4.5	13	7.5	11	19	11

Sample Number	14316-71	14316-72	14316-73	14316-74	14316-75	14316-76
Sample ID	SR10B-b	SR10B-b	CSA-b	CSA-b	CSA-b	CS6-b
Sampling Depth	M	B	S	M	B	S
Tide	Mid-Ebb	Mid-Ebb	Mid-Ebb	Mid-Ebb	Mid-Ebb	Mid-Ebb
Suspended Solids (SS), mg/L	11	12	4.9	7.1	5.9	6.9

Sample Number	14316-77	14316-78	14316-79	14316-81	14316-82	14316-84
Sample ID	CS6-b	CS6-b	SR8-b	SR8-b	SR9-b	SR9-b
Sampling Depth	M	B	S	B	S	B
Tide	Mid-Ebb	Mid-Ebb	Mid-Ebb	Mid-Ebb	Mid-Ebb	Mid-Ebb
Suspended Solids (SS), mg/L	14	24	6.0	6.2	3.1	4.1

Sample Number	14316-85	14316-86	14316-87	14316-88	14316-89	14316-90
Sample ID	IS15-b	IS15-b	IS15-b	IS13-b	IS13-b	IS13-b
Sampling Depth	S	M	B	S	M	B
Tide	Mid-Ebb	Mid-Ebb	Mid-Ebb	Mid-Ebb	Mid-Ebb	Mid-Ebb
Suspended Solids (SS), mg/L	4.0	7.3	4.9	7.3	6.4	6.7

Remark: 1) < = less than

2) S = Surface, M = Middle, B = Bottom

3) This report supersedes the one dated 2011/11/23 with certificate number 14316-V1

4) The samples as received are chilled and kept in ice-box

****

This laboratory is accredited by Hong Kong Laboratory Accreditation Scheme (HOKLAS) for specific test and / or measurants and the results shown in this report have been determined in accordance with the laboratory's terms of accreditation. It may not be reproduced except with prior written approval from WELLAB LIMITED and the results relate only to the items calibrated or tested.

WELLAB 匯力
Testing & Research
Rooms 816, 1502, 1516 and 1701-2, Technology Park, 18 On Lai Street, Shatin. N.T., HK
Tel: 2898 7388 Fax: 2898 7076
Website:http://www.wellab.com.hk E-mail:wellab@wellab.com.hk

HOKLAS 083
TEST

TEST REPORT

Laboratory No.:	14316-V2
Date of Issue:	2011-12-07
Date Received:	2011-10-12
Date Tested:	2011-10-12
Date Completed:	2011-10-18

Results:

Sample Number	14316-91	14316-92	14316-93	14316-94	14316-95	14316-96
Sample ID	IS12-b	IS12-b	IS12-b	IS14-b	IS14-b	IS14-b
Sampling Depth	S	M	B	S	M	B
Tide	Mid-Ebb	Mid-Ebb	Mid-Ebb	Mid-Ebb	Mid-Ebb	Mid-Ebb
Suspended Solids (SS), mg/L	8.2	8.8	9.2	7.7	6.3	8.0

Sample Number	14316-97	14316-98	14316-99	14316-100	14316-101	14316-102
Sample ID	CS(Mf)5-b	CS(Mf)5-b	CS(Mf)5-b	SR10A-b	SR10A-b	SR10A-b
Sampling Depth	S	M	B	S	M	B
Tide	Mid-Ebb	Mid-Ebb	Mid-Ebb	Mid-Flood	Mid-Flood	Mid-Flood
Suspended Solids (SS), mg/L	7.8	11	9.5	11	8.9	9.9

Sample Number	14316-103	14316-104	14316-105	14316-106	14316-107	14316-108
Sample ID	SR10B-b	SR10B-b	SR10B-b	CSA-b	CSA-b	CSA-b
Sampling Depth	S	M	B	S	M	B
Tide	Mid-Flood	Mid-Flood	Mid-Flood	Mid-Flood	Mid-Flood	Mid-Flood
Suspended Solids (SS), mg/L	7.7	11	11	9.6	11	16

Sample Number	14316-109	14316-110	14316-111	14316-112	14316-114	14316-115
Sample ID	CS6-b	CS6-b	CS6-b	SR8-b	SR8-b	SR9-b
Sampling Depth	S	M	B	S	B	S
Tide	Mid-Flood	Mid-Flood	Mid-Flood	Mid-Flood	Mid-Flood	Mid-Flood
Suspended Solids (SS), mg/L	10	13	15	16	6.9	8.7

Remark: 1) < = less than

2) S = Surface, M = Middle, B = Bottom

3) This report supersedes the one dated 2011/11/23 with certificate number 14316-V1

4) The samples as received are chilled and kept in ice-box

****

This laboratory is accredited by Hong Kong Laboratory Accreditation Scheme (HOKLAS) for specific test and / or measurants and the results shown in this report have been determined in accordance with the laboratory's terms of accreditation. It may not be reproduced except with prior written approval from WELLAB LIMITED and the results relate only to the items calibrated or tested.

WELLAB 匯力
Testing & Research
Rooms 816, 1502, 1516 and 1701-2, Technology Park, 18 On Lai Street, Shatin. N.T., HK
Tel: 2898 7388 Fax: 2898 7076
Website:http://www.wellab.com.hk E-mail:wellab@wellab.com.hk

HOKLAS 083
TEST

TEST REPORT

Laboratory No.:	14316-V2
Date of Issue:	2011-12-07
Date Received:	2011-10-12
Date Tested:	2011-10-12
Date Completed:	2011-10-18

Results:

Sample Number	14316-117	14316-118	14316-119	14316-120	14316-121	14316-122
Sample ID	SR9-b	IS15-b	IS15-b	IS15-b	IS13-b	IS13-b
Sampling Depth	B	S	M	B	S	M
Tide	Mid-Flood	Mid-Flood	Mid-Flood	Mid-Flood	Mid-Flood	Mid-Flood
Suspended Solids (SS), mg/L	12	5.7	5.6	7.6	11	7.3

Sample Number	14316-123	14316-124	14316-125	14316-126	14316-127	14316-128
Sample ID	IS13-b	IS12-b	IS12-b	IS12-b	IS14-b	IS14-b
Sampling Depth	B	S	M	B	S	M
Tide	Mid-Flood	Mid-Flood	Mid-Flood	Mid-Flood	Mid-Flood	Mid-Flood
Suspended Solids (SS), mg/L	6.9	6.2	4.2	6.2	3.9	9.1

Sample Number	14316-129	14316-130	14316-131	14316-132
Sample ID	IS14-b	CS(Mf)5-b	CS(Mf)5-b	CS(Mf)5-b
Sampling Depth	B	S	M	B
Tide	Mid-Flood	Mid-Flood	Mid-Flood	Mid-Flood
Suspended Solids (SS), mg/L	9.6	4.5	4.3	13

Remark: 1) < = less than

2) S = Surface, M = Middle, B = Bottom

3) This report supersedes the one dated 2011/11/23 with certificate number 14316-V1

4) The samples as received are chilled and kept in ice-box

**********END OF REPORT**********

This laboratory is accredited by Hong Kong Laboratory Accreditation Scheme (HOKLAS) for specific test and / or measurants and the results shown in this report have been determined in accordance with the laboratory's terms of accreditation. It may not be reproduced except with prior written approval from WELLAB LIMITED and the results relate only to the items calibrated or tested.

WELLAB 匯力
Testing & Research
Rooms 816, 1502, 1516 and 1701-2, Technology Park, 18 On Lai Street, Shatin. N.T., HK
Tel: 2898 7388 Fax: 2898 7076
Website:http://www.wellab.com.hk E-mail:wellab@wellab.com.hk

HOKLAS 083
TEST

TEST REPORT

APPLICANT: **Cinotech Consultants Limited**
RM 1710, Technology Park,
18 On Lai Street,
Shatin, N.T., Hong Kong

Laboratory No.:	14332-V2
Date of Issue:	2011-12-07
Date Received:	2011-10-14
Date Tested:	2011-10-14
Date Completed:	2011-10-20

ATTN: **Miss Mei Ling Tang** Page: 1 of 4

Sample Description : 84 liquid samples as received by customer said to be marine water
Project No. : MA11050
Project Name : Baseline Environmental Monitoring for Hong Kong-Zhuhai-Marco Brige Hong Kong Projects - Investigation
Sampling Date : 2011-10-14

Test Requested & Methodology:

Item	Parameters	Ref. Method	Limit of Reporting
1	Suspended Solids (SS)	APHA 17ed 2540 D	*0.5 mg/L

Remark: 1) * Limit of Reporting is reported as Detection Limit

Results:

Sample Number	14332-1	14332-2	14332-3	14332-4	14332-5	14332-6
Sample ID	ST3-a	ST3-a	ST3-a	CS1-a	CS1-a	CS1-a
Sampling Depth	S	M	B	S	M	B
Tide	Mid-Ebb	Mid-Ebb	Mid-Ebb	Mid-Ebb	Mid-Ebb	Mid-Ebb
Suspended Solids (SS), mg/L	7.7	10	9.9	8.1	8.0	8.4

Sample Number	14332-8	14332-10	14332-11	14332-12	14332-13	14332-14
Sample ID	SR1-a	IS1-a	IS1-a	IS1-a	ST1-a	ST1-a
Sampling Depth	M	S	M	B	S	M
Tide	Mid-Ebb	Mid-Ebb	Mid-Ebb	Mid-Ebb	Mid-Ebb	Mid-Ebb
Suspended Solids (SS), mg/L	11	5.7	6.4	6.7	12	11

Remark: 1) < = less than
2) S = Surface, M = Middle, B = Bottom
3) This report supersedes the one dated 2011/11/23 with certificate number 14332-V1
4) The samples as received are chilled and kept in ice-box

****

PREPARED AND CHECKED BY:
For and On Behalf of **WELLAB Ltd.**

Approved Signatory: _____
Tse Siu Kei, Patrick
Laboratory Manager

This laboratory is accredited by Hong Kong Laboratory Accreditation Scheme (HOKLAS) for specific test and / or measurants and the results shown in this report have been determined in accordance with the laboratory's terms of accreditation. It may not be reproduced except with prior written approval from WELLAB LIMITED and the results relate only to the items calibrated or tested.

WELLAB 匯力
Testing & Research
Rooms 816, 1502, 1516 and 1701-2, Technology Park, 18 On Lai Street, Shatin. N.T., HK
Tel: 2898 7388 Fax: 2898 7076
Website:http://www.wellab.com.hk E-mail:wellab@wellab.com.hk

HOKLAS 083
TEST

TEST REPORT

Laboratory No.:	14332-V2
Date of Issue:	2011-12-07
Date Received:	2011-10-14
Date Tested:	2011-10-14
Date Completed:	2011-10-20

Results:

Sample Number	14332-15	14332-16	14332-17	14332-18	14332-19	14332-20
Sample ID	ST1-a	IS2-a	IS2-a	IS2-a	ST2-a	ST2-a
Sampling Depth	B	S	M	B	S	M
Tide	Mid-Ebb	Mid-Ebb	Mid-Ebb	Mid-Ebb	Mid-Ebb	Mid-Ebb
Suspended Solids (SS), mg/L	5.8	5.4	5.3	5.0	8.9	7.0

Sample Number	14332-21	14332-22	14332-24	14332-25	14332-26	14332-27
Sample ID	ST2-a	SR6-a	SR6-a	ST3-a	ST3-a	ST3-a
Sampling Depth	B	S	B	S	M	B
Tide	Mid-Ebb	Mid-Ebb	Mid-Ebb	Mid-Flood	Mid-Flood	Mid-Flood
Suspended Solids (SS), mg/L	8.7	16	17	14	6.5	11

Sample Number	14332-28	14332-29	14332-30	14332-32	14332-34	14332-35
Sample ID	CS1-a	CS1-a	CS1-a	SR1-a	IS1-a	IS1-a
Sampling Depth	S	M	B	M	S	M
Tide	Mid-Flood	Mid-Flood	Mid-Flood	Mid-Flood	Mid-Flood	Mid-Flood
Suspended Solids (SS), mg/L	11	9.6	9.0	8.6	9.3	10

Sample Number	14332-36	14332-37	14332-38	14332-39	14332-40	14332-41
Sample ID	IS1-a	ST1-a	ST1-a	ST1-a	IS2-a	IS2-a
Sampling Depth	B	S	M	B	S	M
Tide	Mid-Flood	Mid-Flood	Mid-Flood	Mid-Flood	Mid-Flood	Mid-Flood
Suspended Solids (SS), mg/L	14	15	7.7	11	16	14

Remark: 1) < = less than

2) S = Surface, M = Middle, B = Bottom

3) This report supersedes the one dated 2011/11/23 with certificate number 14332-V1

4) The samples as received are chilled and kept in ice-box

****

This laboratory is accredited by Hong Kong Laboratory Accreditation Scheme (HOKLAS) for specific test and / or measurants and the results shown in this report have been determined in accordance with the laboratory's terms of accreditation. It may not be reproduced except with prior written approval from WELLAB LIMITED and the results relate only to the items calibrated or tested.

WELLAB 匯力
Testing & Research
Rooms 816, 1502, 1516 and 1701-2, Technology Park, 18 On Lai Street, Shatin. N.T., HK
Tel: 2898 7388 Fax: 2898 7076
Website:http://www.wellab.com.hk E-mail:wellab@wellab.com.hk

HOKLAS 083
TEST

TEST REPORT

Laboratory No.:	14332-V2
Date of Issue:	2011-12-07
Date Received:	2011-10-14
Date Tested:	2011-10-14
Date Completed:	2011-10-20

Results:

Sample Number	14332-42	14332-43	14332-44	14332-45	14332-46	14332-48
Sample ID	IS2-a	ST2-a	ST2-a	ST2-a	SR6-a	SR6-a
Sampling Depth	B	S	M	B	S	B
Tide	Mid-Flood	Mid-Flood	Mid-Flood	Mid-Flood	Mid-Flood	Mid-Flood
Suspended Solids (SS), mg/L	18	9.4	13	15	9.7	9.1

Sample Number	14332-49	14332-50	14332-51	14332-52	14332-53	14332-54
Sample ID	ST3-b	ST3-b	ST3-b	CS1-b	CS1-b	CS1-b
Sampling Depth	S	M	B	S	M	B
Tide	Mid-Ebb	Mid-Ebb	Mid-Ebb	Mid-Ebb	Mid-Ebb	Mid-Ebb
Suspended Solids (SS), mg/L	7.6	10	9.9	7.9	7.8	8.5

Sample Number	14332-56	14332-58	14332-59	14332-60	14332-61	14332-62
Sample ID	SR1-b	IS1-b	IS1-b	IS1-b	ST1-b	ST1-b
Sampling Depth	M	S	M	B	S	M
Tide	Mid-Ebb	Mid-Ebb	Mid-Ebb	Mid-Ebb	Mid-Ebb	Mid-Ebb
Suspended Solids (SS), mg/L	11	5.8	6.4	6.5	12	11

Sample Number	14332-63	14332-64	14332-65	14332-66	14332-67	14332-68
Sample ID	ST1-b	IS2-b	IS2-b	IS2-b	ST2-b	ST2-b
Sampling Depth	B	S	M	B	S	M
Tide	Mid-Ebb	Mid-Ebb	Mid-Ebb	Mid-Ebb	Mid-Ebb	Mid-Ebb
Suspended Solids (SS), mg/L	5.8	5.6	5.2	5.1	8.7	6.7

Sample Number	14332-69	14332-70	14332-72	14332-73	14332-74	14332-75
Sample ID	ST2-b	SR6-b	SR6-b	ST3-b	ST3-b	ST3-b
Sampling Depth	B	S	B	S	M	B
Tide	Mid-Ebb	Mid-Ebb	Mid-Ebb	Mid-Flood	Mid-Flood	Mid-Flood
Suspended Solids (SS), mg/L	8.6	16	18	14	6.5	11

Remark: 1) < = less than

2) S = Surface, M = Middle, B = Bottom

3) This report supersedes the one dated 2011/11/23 with certificate number 14332-V1

4) The samples as received are chilled and kept in ice-box

****

This laboratory is accredited by Hong Kong Laboratory Accreditation Scheme (HOKLAS) for specific test and / or measurants and the results shown in this report have been determined in accordance with the laboratory's terms of accreditation. It may not be reproduced except with prior written approval from WELLAB LIMITED and the results relate only to the items calibrated or tested.

WELLAB 匯力
Testing & Research
Rooms 816, 1502, 1516 and 1701-2, Technology Park, 18 On Lai Street, Shatin. N.T., HK
Tel: 2898 7388 Fax: 2898 7076
Website:http://www.wellab.com.hk E-mail:wellab@wellab.com.hk

HOKLAS 083
TEST

TEST REPORT

Laboratory No.:	14332-V2
Date of Issue:	2011-12-07
Date Received:	2011-10-14
Date Tested:	2011-10-14
Date Completed:	2011-10-20

Results:

Sample Number	14332-76	14332-77	14332-78	14332-80	14332-82	14332-83
Sample ID	CS1-b	CS1-b	CS1-b	SR1-b	IS1-b	IS1-b
Sampling Depth	S	M	B	M	S	M
Tide	Mid-Flood	Mid-Flood	Mid-Flood	Mid-Flood	Mid-Flood	Mid-Flood
Suspended Solids (SS), mg/L	11	9.7	9.0	8.6	9.4	10

Sample Number	14332-84	14332-85	14332-86	14332-87	14332-88	14332-89
Sample ID	IS1-b	ST1-b	ST1-b	ST1-b	IS2-b	IS2-b
Sampling Depth	B	S	M	B	S	M
Tide	Mid-Flood	Mid-Flood	Mid-Flood	Mid-Flood	Mid-Flood	Mid-Flood
Suspended Solids (SS), mg/L	14	16	7.5	11	16	14

Sample Number	14332-90	14332-91	14332-92	14332-93	14332-94	14332-96
Sample ID	IS2-b	ST2-b	ST2-b	ST2-b	SR6-b	SR6-b
Sampling Depth	B	S	M	B	S	B
Tide	Mid-Flood	Mid-Flood	Mid-Flood	Mid-Flood	Mid-Flood	Mid-Flood
Suspended Solids (SS), mg/L	18	9.3	13	15	9.9	9.3

Remark: 1) < = less than

2) S = Surface, M = Middle, B = Bottom

3) This report supersedes the one dated 2011/11/23 with certificate number 14332-V1

4) The samples as received are chilled and kept in ice-box

**********END OF REPORT**********

This laboratory is accredited by Hong Kong Laboratory Accreditation Scheme (HOKLAS) for specific test and / or measurants and the results shown in this report have been determined in accordance with the laboratory's terms of accreditation. It may not be reproduced except with prior written approval from WELLAB LIMITED and the results relate only to the items calibrated or tested.

WELLAB 匯力
Testing & Research
Rooms 816, 1502, 1516 and 1701-2, Technology Park, 18 On Lai Street, Shatin. N.T., HK
Tel: 2898 7388 Fax: 2898 7076
Website:http://www.wellab.com.hk E-mail:wellab@wellab.com.hk

HOKLAS 083
TEST

TEST REPORT

APPLICANT: **Cinotech Consultants Limited**
RM 1710, Technology Park,
18 On Lai Street,
Shatin, N.T., Hong Kong

Laboratory No.:	14333-V2
Date of Issue:	2011-12-07
Date Received:	2011-10-14
Date Tested:	2011-10-14
Date Completed:	2011-10-20

ATTN: **Miss Mei Ling Tang** Page: 1 of 4

Sample Description : 74 liquid samples as received by customer said to be marine water
Project No. : MA11050
Project Name : Baseline Environmental Monitoring for Hong Kong-Zhuhai-Marco Brige Hong Kong Projects - Investigation
Sampling Date : 2011-10-14

Test Requested & Methodology:

Item	Parameters	Ref. Method	Limit of Reporting
1	Suspended Solids (SS)	APHA 17ed 2540 D	*0.5 mg/L

Remark: 1) * Limit of Reporting is reported as Detection Limit

Results:

Sample Number	14333-1	14333-2	14333-3	14333-4	14333-6	14333-7
Sample ID	CS2-a	CS2-a	CS2-a	IS3-a	IS3-a	IS4-a
Sampling Depth	S	M	B	S	B	S
Tide	Mid-Ebb	Mid-Ebb	Mid-Ebb	Mid-Ebb	Mid-Ebb	Mid-Ebb
Suspended Solids (SS), mg/L	11	13	30	11	9.7	14

Sample Number	14333-8	14333-9	14333-11	14333-14	14333-16	14333-17
Sample ID	IS4-a	IS4-a	SR2-a	SR3-a	IS5-a	IS5-a
Sampling Depth	M	B	M	M	S	M
Tide	Mid-Ebb	Mid-Ebb	Mid-Ebb	Mid-Ebb	Mid-Ebb	Mid-Ebb
Suspended Solids (SS), mg/L	14	20	7.3	10	20	21

Remark: 1) < = less than
2) S = Surface, M = Middle, B = Bottom
3) This report supersedes the one dated 2011/11/23 with certificate number 14333-V1
4) The samples as received are chilled and kept in ice-box

****

PREPARED AND CHECKED BY:
For and On Behalf of **WELLAB Ltd.**

Approved Signatory: _____
Tse Siu Kei, Patrick
Laboratory Manager

This laboratory is accredited by Hong Kong Laboratory Accreditation Scheme (HOKLAS) for specific test and / or measurants and the results shown in this report have been determined in accordance with the laboratory's terms of accreditation. It may not be reproduced except with prior written approval from WELLAB LIMITED and the results relate only to the items calibrated or tested.

WELLAB 匯力
Testing & Research
Rooms 816, 1502, 1516 and 1701-2, Technology Park, 18 On Lai Street, Shatin. N.T., HK
Tel: 2898 7388 Fax: 2898 7076
Website:http://www.wellab.com.hk E-mail:wellab@wellab.com.hk

HOKLAS 083
TEST

TEST REPORT

Laboratory No.:	14333-V2
Date of Issue:	2011-12-07
Date Received:	2011-10-14
Date Tested:	2011-10-14
Date Completed:	2011-10-20

Results:

Sample Number	14333-18	14333-20	14333-23	14333-25	14333-27	14333-28
Sample ID	IS5-a	IS(Mf)20-a	IS(Mf)6-a	IS7-a	IS7-a	IS(Mf)9-a
Sampling Depth	B	M	M	S	B	S
Tide	Mid-Ebb	Mid-Ebb	Mid-Ebb	Mid-Ebb	Mid-Ebb	Mid-Ebb
Suspended Solids (SS), mg/L	25	5.3	7.3	6.3	11	17

Sample Number	14333-30	14333-31	14333-32	14333-33	14333-34	14333-36
Sample ID	IS(Mf)9-a	CS2-a	CS2-a	CS2-a	IS3-a	IS3-a
Sampling Depth	B	S	M	B	S	B
Tide	Mid-Ebb	Mid-Flood	Mid-Flood	Mid-Flood	Mid-Flood	Mid-Flood
Suspended Solids (SS), mg/L	6.8	8.2	10	10	11	13

Sample Number	14333-37	14333-38	14333-39	14333-41	14333-44	14333-46
Sample ID	IS4-a	IS4-a	IS4-a	SR2-a	SR3-a	IS5-a
Sampling Depth	S	M	B	M	M	S
Tide	Mid-Flood	Mid-Flood	Mid-Flood	Mid-Flood	Mid-Flood	Mid-Flood
Suspended Solids (SS), mg/L	15	15	16	9.1	16	12

Sample Number	14333-47	14333-48	14333-50	14333-53	14333-56	14333-58
Sample ID	IS5-a	IS5-a	IS(Mf)20-a	IS(Mf)6-a	IS7-a	IS(Mf)9-a
Sampling Depth	M	B	M	M	M	S
Tide	Mid-Flood	Mid-Flood	Mid-Flood	Mid-Flood	Mid-Flood	Mid-Flood
Suspended Solids (SS), mg/L	10	15	16	15	7.9	9.2

Remark: 1) < = less than

2) S = Surface, M = Middle, B = Bottom

3) This report supersedes the one dated 2011/11/23 with certificate number 14333-V1

4) The samples as received are chilled and kept in ice-box

****

This laboratory is accredited by Hong Kong Laboratory Accreditation Scheme (HOKLAS) for specific test and / or measurants and the results shown in this report have been determined in accordance with the laboratory's terms of accreditation. It may not be reproduced except with prior written approval from WELLAB LIMITED and the results relate only to the items calibrated or tested.

WELLAB 匯力
Testing & Research
Rooms 816, 1502, 1516 and 1701-2, Technology Park, 18 On Lai Street, Shatin. N.T., HK
Tel: 2898 7388 Fax: 2898 7076
Website:http://www.wellab.com.hk E-mail:wellab@wellab.com.hk

HOKLAS 083
TEST

TEST REPORT

Laboratory No.:	14333-V2
Date of Issue:	2011-12-07
Date Received:	2011-10-14
Date Tested:	2011-10-14
Date Completed:	2011-10-20

Results:

Sample Number	14333-60	14333-61	14333-62	14333-63	14333-64	14333-66
Sample ID	IS(Mf)9-a	CS2-b	CS2-b	CS2-b	IS3-b	IS3-b
Sampling Depth	B	S	M	B	S	B
Tide	Mid-Flood	Mid-Ebb	Mid-Ebb	Mid-Ebb	Mid-Ebb	Mid-Ebb
Suspended Solids (SS), mg/L	19	12	13	31	10	9.4

Sample Number	14333-67	14333-68	14333-69	14333-71	14333-74	14333-76
Sample ID	IS4-b	IS4-b	IS4-b	SR2-b	SR3-b	IS5-b
Sampling Depth	S	M	B	M	M	S
Tide	Mid-Ebb	Mid-Ebb	Mid-Ebb	Mid-Ebb	Mid-Ebb	Mid-Ebb
Suspended Solids (SS), mg/L	14	14	19	7.3	10	21

Sample Number	14333-77	14333-78	14333-80	14333-83	14333-85	14333-87
Sample ID	IS5-b	IS5-b	IS(Mf)20-b	IS(Mf)6-b	IS7-b	IS7-b
Sampling Depth	M	B	M	M	S	B
Tide	Mid-Ebb	Mid-Ebb	Mid-Ebb	Mid-Ebb	Mid-Ebb	Mid-Ebb
Suspended Solids (SS), mg/L	21	25	5.2	7.4	6.3	11

Sample Number	14333-88	14333-90	14333-91	14333-92	14333-93	14333-94
Sample ID	IS(Mf)9-b	IS(Mf)9-b	CS2-b	CS2-b	CS2-b	IS3-b
Sampling Depth	S	B	S	M	B	S
Tide	Mid-Ebb	Mid-Ebb	Mid-Flood	Mid-Flood	Mid-Flood	Mid-Flood
Suspended Solids (SS), mg/L	18	6.6	7.9	10	10	11

Remark: 1) < = less than

2) S = Surface, M = Middle, B = Bottom

3) This report supersedes the one dated 2011/11/23 with certificate number 14333-V1

4) The samples as received are chilled and kept in ice-box

****

This laboratory is accredited by Hong Kong Laboratory Accreditation Scheme (HOKLAS) for specific test and / or measurants and the results shown in this report have been determined in accordance with the laboratory's terms of accreditation. It may not be reproduced except with prior written approval from WELLAB LIMITED and the results relate only to the items calibrated or tested.

WELLAB 匯力
Testing & Research
Rooms 816, 1502, 1516 and 1701-2, Technology Park, 18 On Lai Street, Shatin. N.T., HK
Tel: 2898 7388 Fax: 2898 7076
Website:http://www.wellab.com.hk E-mail:wellab@wellab.com.hk

HOKLAS 083
TEST

TEST REPORT

Laboratory No.:	14333-V2
Date of Issue:	2011-12-07
Date Received:	2011-10-14
Date Tested:	2011-10-14
Date Completed:	2011-10-20

Results:

Sample Number	14333-96	14333-97	14333-98	14333-99	14333-101	14333-104
Sample ID	IS3-b	IS4-b	IS4-b	IS4-b	SR2-b	SR3-b
Sampling Depth	B	S	M	B	M	M
Tide	Mid-Flood	Mid-Flood	Mid-Flood	Mid-Flood	Mid-Flood	Mid-Flood
Suspended Solids (SS), mg/L	13	15	14	16	9.5	17

Sample Number	14333-106	14333-107	14333-108	14333-110	14333-113	14333-116
Sample ID	IS5-b	IS5-b	IS5-b	IS(Mf)20-b	IS(Mf)6-b	IS7-b
Sampling Depth	S	M	B	M	M	M
Tide	Mid-Flood	Mid-Flood	Mid-Flood	Mid-Flood	Mid-Flood	Mid-Flood
Suspended Solids (SS), mg/L	11	10	15	16	15	7.6

Sample Number	14333-118	14333-120
Sample ID	IS(Mf)9-b	IS(Mf)9-b
Sampling Depth	S	B
Tide	Mid-Flood	Mid-Flood
Suspended Solids (SS), mg/L	9.3	19

Remark: 1) < = less than

2) S = Surface, M = Middle, B = Bottom

3) This report supersedes the one dated 2011/11/23 with certificate number 14333-V1

4) The samples as received are chilled and kept in ice-box

**********END OF REPORT**********

This laboratory is accredited by Hong Kong Laboratory Accreditation Scheme (HOKLAS) for specific test and / or measurants and the results shown in this report have been determined in accordance with the laboratory's terms of accreditation. It may not be reproduced except with prior written approval from WELLAB LIMITED and the results relate only to the items calibrated or tested.

WELLAB 匯力
Testing & Research
Rooms 816, 1502, 1516 and 1701-2, Technology Park, 18 On Lai Street, Shatin. N.T., HK
Tel: 2898 7388 Fax: 2898 7076
Website:http://www.wellab.com.hk E-mail:wellab@wellab.com.hk

HOKLAS 083
TEST

TEST REPORT

APPLICANT: **Cinotech Consultants Limited**
RM 1710, Technology Park,
18 On Lai Street,
Shatin, N.T., Hong Kong

Laboratory No.:	14334-V2
Date of Issue:	2011-12-07
Date Received:	2011-10-14
Date Tested:	2011-10-14
Date Completed:	2011-10-20

ATTN: **Miss Mei Ling Tang** Page: 1 of 6

Sample Description : 114 liquid samples as received by customer said to be marine water
Project No. : MA11050
Project Name : Baseline Environmental Monitoring for Hong Kong-Zhuhai-Marco Brige Hong Kong Projects - Investigation
Sampling Date : 2011-10-14

Test Requested & Methodology:

Item	Parameters	Ref. Method	Limit of Reporting
1	Suspended Solids (SS)	APHA 17ed 2540 D	*0.5 mg/L

Remark: 1) * Limit of Reporting is reported as Detection Limit

Results:

Sample Number	14334-1	14334-3	14334-4	14334-6	14334-7	14334-8
Sample ID	SR4-a	SR4-a	IS8-a	IS8-a	IS17-a	IS17-a
Sampling Depth	S	B	S	B	S	M
Tide	Mid-Ebb	Mid-Ebb	Mid-Ebb	Mid-Ebb	Mid-Ebb	Mid-Ebb
Suspended Solids (SS), mg/L	6.8	7.8	7.2	12	3.2	2.8

Sample Number	14334-9	14334-10	14334-11	14334-12	14334-13	14334-15
Sample ID	IS17-a	GG1-a	GG1-a	GG1-a	SR7-a	SR7-a
Sampling Depth	B	S	M	B	S	B
Tide	Mid-Ebb	Mid-Ebb	Mid-Ebb	Mid-Ebb	Mid-Ebb	Mid-Ebb
Suspended Solids (SS), mg/L	2.6	3.5	3.0	4.3	8.4	4.8

Remark: 1) < = less than
2) S = Surface, M = Middle, B = Bottom
3) This report supersedes the one dated 2011/11/23 with certificate number 14334-V1
4) The samples as received are chilled and kept in ice-box

****

PREPARED AND CHECKED BY:
For and On Behalf of **WELLAB Ltd.**

Approved Signatory: Patrick Tse
Tse Siu Kei, Patrick
Laboratory Manager

This laboratory is accredited by Hong Kong Laboratory Accreditation Scheme (HOKLAS) for specific test and / or measurants and the results shown in this report have been determined in accordance with the laboratory's terms of accreditation. It may not be reproduced except with prior written approval from WELLAB LIMITED and the results relate only to the items calibrated or tested.

WELLAB 匯力
Testing & Research
Rooms 816, 1502, 1516 and 1701-2, Technology Park, 18 On Lai Street, Shatin. N.T., HK
Tel: 2898 7388 Fax: 2898 7076
Website:http://www.wellab.com.hk E-mail:wellab@wellab.com.hk

HOKLAS 083
TEST

TEST REPORT

Laboratory No.:	14334-V2
Date of Issue:	2011-12-07
Date Received:	2011-10-14
Date Tested:	2011-10-14
Date Completed:	2011-10-20

Results:

Sample Number	14334-16	14334-17	14334-18	14334-19	14334-21	14334-22
Sample ID	IS10-a	IS10-a	IS10-a	IS(Mf)16-a	IS(Mf)16-a	IS(Mf)11-a
Sampling Depth	S	M	B	S	B	S
Tide	Mid-Ebb	Mid-Ebb	Mid-Ebb	Mid-Ebb	Mid-Ebb	Mid-Ebb
Suspended Solids (SS), mg/L	5.8	6.4	6.0	7.1	6.7	5.4

Sample Number	14334-23	14334-24	14334-25	14334-27	14334-28	14334-30
Sample ID	IS(Mf)11-a	IS(Mf)11-a	SR5-a	SR5-a	CS(Mf)3-a	CS(Mf)3-a
Sampling Depth	M	B	S	B	S	B
Tide	Mid-Ebb	Mid-Ebb	Mid-Ebb	Mid-Ebb	Mid-Ebb	Mid-Ebb
Suspended Solids (SS), mg/L	5.9	2.9	9.0	6.9	5.6	4.5

Sample Number	14334-31	14334-32	14334-33	14334-34	14334-36	14334-37
Sample ID	CS4-a	CS4-a	CS4-a	SR4-a	SR4-a	IS8-a
Sampling Depth	S	M	B	S	B	S
Tide	Mid-Ebb	Mid-Ebb	Mid-Ebb	Mid-Flood	Mid-Flood	Mid-Flood
Suspended Solids (SS), mg/L	5.2	7.8	12	6.4	4.9	4.7

Sample Number	14334-39	14334-40	14334-41	14334-42	14334-43	14334-44
Sample ID	IS8-a	IS17-a	IS17-a	IS17-a	GG1-a	GG1-a
Sampling Depth	B	S	M	B	S	M
Tide	Mid-Flood	Mid-Flood	Mid-Flood	Mid-Flood	Mid-Flood	Mid-Flood
Suspended Solids (SS), mg/L	9.9	16	15	13	13	14

Remark: 1) < = less than

2) S = Surface, M = Middle, B = Bottom

3) This report supersedes the one dated 2011/11/23 with certificate number 14334-V1

4) The samples as received are chilled and kept in ice-box

****

This laboratory is accredited by Hong Kong Laboratory Accreditation Scheme (HOKLAS) for specific test and / or measurants and the results shown in this report have been determined in accordance with the laboratory's terms of accreditation. It may not be reproduced except with prior written approval from WELLAB LIMITED and the results relate only to the items calibrated or tested.

WELLAB 匯力
Testing & Research
Rooms 816, 1502, 1516 and 1701-2, Technology Park, 18 On Lai Street, Shatin. N.T., HK
Tel: 2898 7388 Fax: 2898 7076
Website:http://www.wellab.com.hk E-mail:wellab@wellab.com.hk

HKLAS 083
TEST

TEST REPORT

Laboratory No.:	14334-V2
Date of Issue:	2011-12-07
Date Received:	2011-10-14
Date Tested:	2011-10-14
Date Completed:	2011-10-20

Results:

Sample Number	14334-45	14334-46	14334-48	14334-49	14334-50	14334-51
Sample ID	GG1-a	SR7-a	SR7-a	IS10-a	IS10-a	IS10-a
Sampling Depth	B	S	B	S	M	B
Tide	Mid-Flood	Mid-Flood	Mid-Flood	Mid-Flood	Mid-Flood	Mid-Flood
Suspended Solids (SS), mg/L	16	9.6	11	6.7	10	6.7

Sample Number	14334-52	14334-53	14334-54	14334-55	14334-56	14334-57
Sample ID	IS(Mf)16-a	IS(Mf)16-a	IS(Mf)16-a	IS(Mf)11-a	IS(Mf)11-a	IS(Mf)11-a
Sampling Depth	S	M	B	S	M	B
Tide	Mid-Flood	Mid-Flood	Mid-Flood	Mid-Flood	Mid-Flood	Mid-Flood
Suspended Solids (SS), mg/L	13	14	10	8.2	9.9	6.7

Sample Number	14334-58	14334-59	14334-60	14334-61	14334-62	14334-63
Sample ID	SR5-a	SR5-a	SR5-a	CS(Mf)3-a	CS(Mf)3-a	CS(Mf)3-a
Sampling Depth	S	M	B	S	M	B
Tide	Mid-Flood	Mid-Flood	Mid-Flood	Mid-Flood	Mid-Flood	Mid-Flood
Suspended Solids (SS), mg/L	9.0	11	9.3	6.2	5.1	5.8

Sample Number	14334-64	14334-65	14334-66	14334-67	14334-69	14334-70
Sample ID	CS4-a	CS4-a	CS4-a	SR4-b	SR4-b	IS8-b
Sampling Depth	S	M	B	S	B	S
Tide	Mid-Flood	Mid-Flood	Mid-Flood	Mid-Ebb	Mid-Ebb	Mid-Ebb
Suspended Solids (SS), mg/L	9.6	9.0	8.0	7.1	7.9	7.4

Remark: 1) < = less than

2) S = Surface, M = Middle, B = Bottom

3) This report supersedes the one dated 2011/11/23 with certificate number 14334-V1

4) The samples as received are chilled and kept in ice-box

****

This laboratory is accredited by Hong Kong Laboratory Accreditation Scheme (HOKLAS) for specific test and / or measurants and the results shown in this report have been determined in accordance with the laboratory's terms of accreditation. It may not be reproduced except with prior written approval from WELLAB LIMITED and the results relate only to the items calibrated or tested.

WELLAB 匯力
Testing & Research
Rooms 816, 1502, 1516 and 1701-2, Technology Park, 18 On Lai Street, Shatin. N.T., HK
Tel: 2898 7388 Fax: 2898 7076
Website:http://www.wellab.com.hk E-mail:wellab@wellab.com.hk

HOKLAS 083
TEST

TEST REPORT

Laboratory No.:	14334-V2
Date of Issue:	2011-12-07
Date Received:	2011-10-14
Date Tested:	2011-10-14
Date Completed:	2011-10-20

Results:

Sample Number	14334-72	14334-73	14334-74	14334-75	14334-76	14334-77
Sample ID	IS8-b	IS17-b	IS17-b	IS17-b	GG1-b	GG1-b
Sampling Depth	B	S	M	B	S	M
Tide	Mid-Ebb	Mid-Ebb	Mid-Ebb	Mid-Ebb	Mid-Ebb	Mid-Ebb
Suspended Solids (SS), mg/L	12	3.1	2.8	2.7	3.6	3.0

Sample Number	14334-78	14334-79	14334-81	14334-82	14334-83	14334-84
Sample ID	GG1-b	SR7-b	SR7-b	IS10-b	IS10-b	IS10-b
Sampling Depth	B	S	B	S	M	B
Tide	Mid-Ebb	Mid-Ebb	Mid-Ebb	Mid-Ebb	Mid-Ebb	Mid-Ebb
Suspended Solids (SS), mg/L	4.3	8.4	4.8	6.0	6.5	6.0

Sample Number	14334-85	14334-87	14334-88	14334-89	14334-90	14334-91
Sample ID	IS(Mf)16-b	IS(Mf)16-b	IS(Mf)11-b	IS(Mf)11-b	IS(Mf)11-b	SR5-b
Sampling Depth	S	B	S	M	B	S
Tide	Mid-Ebb	Mid-Ebb	Mid-Ebb	Mid-Ebb	Mid-Ebb	Mid-Ebb
Suspended Solids (SS), mg/L	7.0	6.7	5.5	5.9	2.9	8.9

Sample Number	14334-93	14334-94	14334-96	14334-97	14334-98	14334-99
Sample ID	SR5-b	CS(Mf)3-b	CS(Mf)3-b	CS4-b	CS4-b	CS4-b
Sampling Depth	B	S	B	S	M	B
Tide	Mid-Ebb	Mid-Ebb	Mid-Ebb	Mid-Ebb	Mid-Ebb	Mid-Ebb
Suspended Solids (SS), mg/L	6.8	5.4	4.4	5.0	7.6	13

Remark: 1) < = less than

2) S = Surface, M = Middle, B = Bottom

3) This report supersedes the one dated 2011/11/23 with certificate number 14334-V1

4) The samples as received are chilled and kept in ice-box

****

This laboratory is accredited by Hong Kong Laboratory Accreditation Scheme (HOKLAS) for specific test and / or measurants and the results shown in this report have been determined in accordance with the laboratory's terms of accreditation. It may not be reproduced except with prior written approval from WELLAB LIMITED and the results relate only to the items calibrated or tested.

WELLAB 匯力
Testing & Research
Rooms 816, 1502, 1516 and 1701-2, Technology Park, 18 On Lai Street, Shatin. N.T., HK
Tel: 2898 7388 Fax: 2898 7076
Website:http://www.wellab.com.hk E-mail:wellab@wellab.com.hk

HOKLAS 083
TEST

TEST REPORT

Laboratory No.:	14334-V2
Date of Issue:	2011-12-07
Date Received:	2011-10-14
Date Tested:	2011-10-14
Date Completed:	2011-10-20

Results:

Sample Number	14334-100	14334-102	14334-103	14334-105	14334-106	14334-107
Sample ID	SR4-b	SR4-b	IS8-b	IS8-b	IS17-b	IS17-b
Sampling Depth	S	B	S	B	S	M
Tide	Mid-Flood	Mid-Flood	Mid-Flood	Mid-Flood	Mid-Flood	Mid-Flood
Suspended Solids (SS), mg/L	6.3	4.8	4.6	9.8	16	15

Sample Number	14334-108	14334-109	14334-110	14334-111	14334-112	14334-114
Sample ID	IS17-b	GG1-b	GG1-b	GG1-b	SR7-b	SR7-b
Sampling Depth	B	S	M	B	S	B
Tide	Mid-Flood	Mid-Flood	Mid-Flood	Mid-Flood	Mid-Flood	Mid-Flood
Suspended Solids (SS), mg/L	13	13	14	16	9.5	12

Sample Number	14334-115	14334-116	14334-117	14334-118	14334-119	14334-120
Sample ID	IS10-b	IS10-b	IS10-b	IS(Mf)16-b	IS(Mf)16-b	IS(Mf)16-b
Sampling Depth	S	M	B	S	M	B
Tide	Mid-Flood	Mid-Flood	Mid-Flood	Mid-Flood	Mid-Flood	Mid-Flood
Suspended Solids (SS), mg/L	6.5	10	6.7	12	14	10

Sample Number	14334-121	14334-122	14334-123	14334-124	14334-125	14334-126
Sample ID	IS(Mf)11-b	IS(Mf)11-b	IS(Mf)11-b	SR5-b	SR5-b	SR5-b
Sampling Depth	S	M	B	S	M	B
Tide	Mid-Flood	Mid-Flood	Mid-Flood	Mid-Flood	Mid-Flood	Mid-Flood
Suspended Solids (SS), mg/L	8.4	9.9	6.8	9.1	11	9.3

Remark: 1) < = less than

2) S = Surface, M = Middle, B = Bottom

3) This report supersedes the one dated 2011/11/23 with certificate number 14334-V1

4) The samples as received are chilled and kept in ice-box

****

This laboratory is accredited by Hong Kong Laboratory Accreditation Scheme (HOKLAS) for specific test and / or measurants and the results shown in this report have been determined in accordance with the laboratory's terms of accreditation. It may not be reproduced except with prior written approval from WELLAB LIMITED and the results relate only to the items calibrated or tested.

WELLAB 匯力
Testing & Research
Rooms 816, 1502, 1516 and 1701-2, Technology Park, 18 On Lai Street, Shatin. N.T., HK
Tel: 2898 7388 Fax: 2898 7076
Website:http://www.wellab.com.hk E-mail:wellab@wellab.com.hk

HOKLAS 083
TEST

TEST REPORT

Laboratory No.:	14334-V2
Date of Issue:	2011-12-07
Date Received:	2011-10-14
Date Tested:	2011-10-14
Date Completed:	2011-10-20

Results:

Sample Number	14334-127	14334-128	14334-129	14334-130	14334-131	14334-132
Sample ID	CS(Mf)3-b	CS(Mf)3-b	CS(Mf)3-b	CS4-b	CS4-b	CS4-b
Sampling Depth	S	M	B	S	M	B
Tide	Mid-Flood	Mid-Flood	Mid-Flood	Mid-Flood	Mid-Flood	Mid-Flood
Suspended Solids (SS), mg/L	6.2	5.0	5.9	9.5	8.7	7.9

Remark: 1) < = less than

2) S = Surface, M = Middle, B = Bottom

3) This report supersedes the one dated 2011/11/23 with certificate number 14334-V1

4) The samples as received are chilled and kept in ice-box

**********END OF REPORT**********

This laboratory is accredited by Hong Kong Laboratory Accreditation Scheme (HOKLAS) for specific test and / or measurants and the results shown in this report have been determined in accordance with the laboratory's terms of accreditation. It may not be reproduced except with prior written approval from WELLAB LIMITED and the results relate only to the items calibrated or tested.

WELLAB 匯力 Testing & Research
Rooms 816, 1502, 1516 and 1701-2, Technology Park, 18 On Lai Street, Shatin. N.T., HK
Tel: 2898 7388 Fax: 2898 7076
Website:http://www.wellab.com.hk E-mail:wellab@wellab.com.hk

HOKLAS 083 TEST

TEST REPORT

APPLICANT: **Cinotech Consultants Limited**
RM 1710, Technology Park,
18 On Lai Street,
Shatin, N.T., Hong Kong

Laboratory No.:	14335-V2
Date of Issue:	2011-12-07
Date Received:	2011-10-14
Date Tested:	2011-10-14
Date Completed:	2011-10-20

ATTN: **Miss Mei Ling Tang** Page: 1 of 6

Sample Description : 124 liquid samples as received by customer said to be marine water
Project No. : MA11050
Project Name : Baseline Environmental Monitoring for Hong Kong-Zhuhai-Marco Brige Hong Kong Projects - Investigation
Sampling Date : 2011-10-14

Test Requested & Methodology:

Item	Parameters	Ref. Method	Limit of Reporting
1	Suspended Solids (SS)	APHA 17ed 2540 D	*0.5 mg/L

Remark: 1) * Limit of Reporting is reported as Detection Limit

Results:

Sample Number	14335-1	14335-2	14335-3	14335-4	14335-5	14335-6
Sample ID	SR10A-a	SR10A-a	SR10A-a	SR10B-a	SR10B-a	SR10B-a
Sampling Depth	S	M	B	S	M	B
Tide	Mid-Ebb	Mid-Ebb	Mid-Ebb	Mid-Ebb	Mid-Ebb	Mid-Ebb
Suspended Solids (SS), mg/L	9.3	12	11	33	34	26

Sample Number	14335-7	14335-8	14335-9	14335-10	14335-11	14335-12
Sample ID	CSA-a	CSA-a	CSA-a	CS6-a	CS6-a	CS6-a
Sampling Depth	S	M	B	S	M	B
Tide	Mid-Ebb	Mid-Ebb	Mid-Ebb	Mid-Ebb	Mid-Ebb	Mid-Ebb
Suspended Solids (SS), mg/L	6.9	8.8	12	15	5.4	12

Remark: 1) < = less than
2) S = Surface, M = Middle, B = Bottom
3) This report supersedes the one dated 2011/11/23 with certificate number 14335-V1
4) The samples as received are chilled and kept in ice-box

****

PREPARED AND CHECKED BY:
For and On Behalf of **WELLAB Ltd.**

Approved Signatory: _____
Tse Siu Kei, Patrick
Laboratory Manager

This laboratory is accredited by Hong Kong Laboratory Accreditation Scheme (HOKLAS) for specific test and / or measurants and the results shown in this report have been determined in accordance with the laboratory's terms of accreditation. It may not be reproduced except with prior written approval from WELLAB LIMITED and the results relate only to the items calibrated or tested.

WELLAB 匯力
Testing & Research
Rooms 816, 1502, 1516 and 1701-2, Technology Park, 18 On Lai Street, Shatin. N.T., HK
Tel: 2898 7388 Fax: 2898 7076
Website:http://www.wellab.com.hk E-mail:wellab@wellab.com.hk

HOKLAS 083
TEST

TEST REPORT

Laboratory No.:	14335-V2
Date of Issue:	2011-12-07
Date Received:	2011-10-14
Date Tested:	2011-10-14
Date Completed:	2011-10-20

Results:

Sample Number	14335-13	14335-15	14335-16	14335-18	14335-19	14335-20
Sample ID	SR8-a	SR8-a	SR9-a	SR9-a	IS15-a	IS15-a
Sampling Depth	S	B	S	B	S	M
Tide	Mid-Ebb	Mid-Ebb	Mid-Ebb	Mid-Ebb	Mid-Ebb	Mid-Ebb
Suspended Solids (SS), mg/L	10	11	12	8.7	10	8.4

Sample Number	14335-21	14335-22	14335-23	14335-24	14335-25	14335-26
Sample ID	IS15-a	IS13-a	IS13-a	IS13-a	IS12-a	IS12-a
Sampling Depth	B	S	M	B	S	M
Tide	Mid-Ebb	Mid-Ebb	Mid-Ebb	Mid-Ebb	Mid-Ebb	Mid-Ebb
Suspended Solids (SS), mg/L	8.9	10	7.8	12	7.9	7.7

Sample Number	14335-27	14335-28	14335-29	14335-30	14335-31	14335-32
Sample ID	IS12-a	IS14-a	IS14-a	IS14-a	CS(Mf)5-a	CS(Mf)5-a
Sampling Depth	B	S	M	B	S	M
Tide	Mid-Ebb	Mid-Ebb	Mid-Ebb	Mid-Ebb	Mid-Ebb	Mid-Ebb
Suspended Solids (SS), mg/L	7.8	13	17	11	8.1	8.5

Sample Number	14335-33	14335-34	14335-35	14335-36	14335-37	14335-38
Sample ID	CS(Mf)5-a	SR10A-a	SR10A-a	SR10A-a	SR10B-a	SR10B-a
Sampling Depth	B	S	M	B	S	M
Tide	Mid-Ebb	Mid-Flood	Mid-Flood	Mid-Flood	Mid-Flood	Mid-Flood
Suspended Solids (SS), mg/L	11	11	11	10	25	28

Remark: 1) < = less than

2) S = Surface, M = Middle, B = Bottom

3) This report supersedes the one dated 2011/11/23 with certificate number 14335-V1

4) The samples as received are chilled and kept in ice-box

****

This laboratory is accredited by Hong Kong Laboratory Accreditation Scheme (HOKLAS) for specific test and / or measurants and the results shown in this report have been determined in accordance with the laboratory's terms of accreditation. It may not be reproduced except with prior written approval from WELLAB LIMITED and the results relate only to the items calibrated or tested.

WELLAB 匯力
Testing & Research
Rooms 816, 1502, 1516 and 1701-2, Technology Park, 18 On Lai Street, Shatin. N.T., HK
Tel: 2898 7388 Fax: 2898 7076
Website:http://www.wellab.com.hk E-mail:wellab@wellab.com.hk

HOKLAS 083
TEST

TEST REPORT

Laboratory No.:	14335-V2
Date of Issue:	2011-12-07
Date Received:	2011-10-14
Date Tested:	2011-10-14
Date Completed:	2011-10-20

Results:

Sample Number	14335-39	14335-40	14335-41	14335-42	14335-43	14335-44
Sample ID	SR10B-a	CSA-a	CSA-a	CSA-a	CS6-a	CS6-a
Sampling Depth	B	S	M	B	S	M
Tide	Mid-Flood	Mid-Flood	Mid-Flood	Mid-Flood	Mid-Flood	Mid-Flood
Suspended Solids (SS), mg/L	28	13	11	7.9	8.3	12

Sample Number	14335-45	14335-46	14335-48	14335-49	14335-51	14335-52
Sample ID	CS6-a	SR8-a	SR8-a	SR9-a	SR9-a	IS15-a
Sampling Depth	B	S	B	S	B	S
Tide	Mid-Flood	Mid-Flood	Mid-Flood	Mid-Flood	Mid-Flood	Mid-Flood
Suspended Solids (SS), mg/L	9.6	9.8	12	6.4	6.0	7.4

Sample Number	14335-53	14335-54	14335-55	14335-56	14335-57	14335-58
Sample ID	IS15-a	IS15-a	IS13-a	IS13-a	IS13-a	IS12-a
Sampling Depth	M	B	S	M	B	S
Tide	Mid-Flood	Mid-Flood	Mid-Flood	Mid-Flood	Mid-Flood	Mid-Flood
Suspended Solids (SS), mg/L	7.8	12	7.7	8.4	9.1	7.9

Sample Number	14335-59	14335-60	14335-61	14335-62	14335-63	14335-64
Sample ID	IS12-a	IS12-a	IS14-a	IS14-a	IS14-a	CS(Mf)5-a
Sampling Depth	M	B	S	M	B	S
Tide	Mid-Flood	Mid-Flood	Mid-Flood	Mid-Flood	Mid-Flood	Mid-Flood
Suspended Solids (SS), mg/L	10	8.8	11	12	14	8.8

Remark: 1) < = less than

2) S = Surface, M = Middle, B = Bottom

3) This report supersedes the one dated 2011/11/23 with certificate number 14335-V1

4) The samples as received are chilled and kept in ice-box

****

This laboratory is accredited by Hong Kong Laboratory Accreditation Scheme (HOKLAS) for specific test and / or measurants and the results shown in this report have been determined in accordance with the laboratory's terms of accreditation. It may not be reproduced except with prior written approval from WELLAB LIMITED and the results relate only to the items calibrated or tested.

WELLAB 匯力
Testing & Research
Rooms 816, 1502, 1516 and 1701-2, Technology Park, 18 On Lai Street, Shatin. N.T., HK
Tel: 2898 7388 Fax: 2898 7076
Website:http://www.wellab.com.hk E-mail:wellab@wellab.com.hk

HOKLAS 083
TEST

TEST REPORT

Laboratory No.:	14335-V2
Date of Issue:	2011-12-07
Date Received:	2011-10-14
Date Tested:	2011-10-14
Date Completed:	2011-10-20

Results:

Sample Number	14335-65	14335-66	14335-67	14335-68	14335-69	14335-70
Sample ID	CS(Mf)5-a	CS(Mf)5-a	SR10A-b	SR10A-b	SR10A-b	SR10B-b
Sampling Depth	M	B	S	M	B	S
Tide	Mid-Flood	Mid-Flood	Mid-Ebb	Mid-Ebb	Mid-Ebb	Mid-Ebb
Suspended Solids (SS), mg/L	9.1	14	9.7	11	11	33

Sample Number	14335-71	14335-72	14335-73	14335-74	14335-75	14335-76
Sample ID	SR10B-b	SR10B-b	CSA-b	CSA-b	CSA-b	CS6-b
Sampling Depth	M	B	S	M	B	S
Tide	Mid-Ebb	Mid-Ebb	Mid-Ebb	Mid-Ebb	Mid-Ebb	Mid-Ebb
Suspended Solids (SS), mg/L	33	26	7.0	9.2	12	15

Sample Number	14335-77	14335-78	14335-79	14335-81	14335-82	14335-84
Sample ID	CS6-b	CS6-b	SR8-b	SR8-b	SR9-b	SR9-b
Sampling Depth	M	B	S	B	S	B
Tide	Mid-Ebb	Mid-Ebb	Mid-Ebb	Mid-Ebb	Mid-Ebb	Mid-Ebb
Suspended Solids (SS), mg/L	5.4	12	10	11	12	8.5

Sample Number	14335-85	14335-86	14335-87	14335-88	14335-89	14335-90
Sample ID	IS15-b	IS15-b	IS15-b	IS13-b	IS13-b	IS13-b
Sampling Depth	S	M	B	S	M	B
Tide	Mid-Ebb	Mid-Ebb	Mid-Ebb	Mid-Ebb	Mid-Ebb	Mid-Ebb
Suspended Solids (SS), mg/L	9.9	8.7	8.9	10	7.7	12

Remark: 1) < = less than

2) S = Surface, M = Middle, B = Bottom

3) This report supersedes the one dated 2011/11/23 with certificate number 14335-V1

4) The samples as received are chilled and kept in ice-box

****

This laboratory is accredited by Hong Kong Laboratory Accreditation Scheme (HOKLAS) for specific test and / or measurants and the results shown in this report have been determined in accordance with the laboratory's terms of accreditation. It may not be reproduced except with prior written approval from WELLAB LIMITED and the results relate only to the items calibrated or tested.

WELLAB 匯力
Testing & Research
Rooms 816, 1502, 1516 and 1701-2, Technology Park, 18 On Lai Street, Shatin. N.T., HK
Tel: 2898 7388 Fax: 2898 7076
Website:http://www.wellab.com.hk E-mail:wellab@wellab.com.hk

HOKLAS 083
TEST

TEST REPORT

Laboratory No.:	14335-V2
Date of Issue:	2011-12-07
Date Received:	2011-10-14
Date Tested:	2011-10-14
Date Completed:	2011-10-20

Results:

Sample Number	14335-91	14335-92	14335-93	14335-94	14335-95	14335-96
Sample ID	IS12-b	IS12-b	IS12-b	IS14-b	IS14-b	IS14-b
Sampling Depth	S	M	B	S	M	B
Tide	Mid-Ebb	Mid-Ebb	Mid-Ebb	Mid-Ebb	Mid-Ebb	Mid-Ebb
Suspended Solids (SS), mg/L	8.1	7.7	7.7	14	17	11

Sample Number	14335-97	14335-98	14335-99	14335-100	14335-101	14335-102
Sample ID	CS(Mf)5-b	CS(Mf)5-b	CS(Mf)5-b	SR10A-b	SR10A-b	SR10A-b
Sampling Depth	S	M	B	S	M	B
Tide	Mid-Ebb	Mid-Ebb	Mid-Ebb	Mid-Flood	Mid-Flood	Mid-Flood
Suspended Solids (SS), mg/L	8.2	8.4	11	11	10	9.9

Sample Number	14335-103	14335-104	14335-105	14335-106	14335-107	14335-108
Sample ID	SR10B-b	SR10B-b	SR10B-b	CSA-b	CSA-b	CSA-b
Sampling Depth	S	M	B	S	M	B
Tide	Mid-Flood	Mid-Flood	Mid-Flood	Mid-Flood	Mid-Flood	Mid-Flood
Suspended Solids (SS), mg/L	25	27	27	14	12	7.8

Sample Number	14335-109	14335-110	14335-111	14335-112	14335-114	14335-115
Sample ID	CS6-b	CS6-b	CS6-b	SR8-b	SR8-b	SR9-b
Sampling Depth	S	M	B	S	B	S
Tide	Mid-Flood	Mid-Flood	Mid-Flood	Mid-Flood	Mid-Flood	Mid-Flood
Suspended Solids (SS), mg/L	8.4	12	9.3	9.6	12	6.4

Remark: 1) < = less than

2) S = Surface, M = Middle, B = Bottom

3) This report supersedes the one dated 2011/11/23 with certificate number 14335-V1

4) The samples as received are chilled and kept in ice-box

****

This laboratory is accredited by Hong Kong Laboratory Accreditation Scheme (HOKLAS) for specific test and / or measurants and the results shown in this report have been determined in accordance with the laboratory's terms of accreditation. It may not be reproduced except with prior written approval from WELLAB LIMITED and the results relate only to the items calibrated or tested.

WELLAB 匯力
Testing & Research
Rooms 816, 1502, 1516 and 1701-2, Technology Park, 18 On Lai Street, Shatin. N.T., HK
Tel: 2898 7388 Fax: 2898 7076
Website:http://www.wellab.com.hk E-mail:wellab@wellab.com.hk

HOKLAS 083
TEST

TEST REPORT

Laboratory No.:	14335-V2
Date of Issue:	2011-12-07
Date Received:	2011-10-14
Date Tested:	2011-10-14
Date Completed:	2011-10-20

Results:

Sample Number	14335-117	14335-118	14335-119	14335-120	14335-121	14335-122
Sample ID	SR9-b	IS15-b	IS15-b	IS15-b	IS13-b	IS13-b
Sampling Depth	B	S	M	B	S	M
Tide	Mid-Flood	Mid-Flood	Mid-Flood	Mid-Flood	Mid-Flood	Mid-Flood
Suspended Solids (SS), mg/L	6.1	7.4	8.0	12	7.4	8.4

Sample Number	14335-123	14335-124	14335-125	14335-126	14335-127	14335-128
Sample ID	IS13-b	IS12-b	IS12-b	IS12-b	IS14-b	IS14-b
Sampling Depth	B	S	M	B	S	M
Tide	Mid-Flood	Mid-Flood	Mid-Flood	Mid-Flood	Mid-Flood	Mid-Flood
Suspended Solids (SS), mg/L	9.1	7.7	11	8.7	11	12

Sample Number	14335-129	14335-130	14335-131	14335-132
Sample ID	IS14-b	CS(Mf)5-b	CS(Mf)5-b	CS(Mf)5-b
Sampling Depth	B	S	M	B
Tide	Mid-Flood	Mid-Flood	Mid-Flood	Mid-Flood
Suspended Solids (SS), mg/L	13	9.1	9.0	14

Remark: 1) < = less than

2) S = Surface, M = Middle, B = Bottom

3) This report supersedes the one dated 2011/11/23 with certificate number 14335-V1

4) The samples as received are chilled and kept in ice-box

**********END OF REPORT**********

This laboratory is accredited by Hong Kong Laboratory Accreditation Scheme (HOKLAS) for specific test and / or measurants and the results shown in this report have been determined in accordance with the laboratory's terms of accreditation. It may not be reproduced except with prior written approval from WELLAB LIMITED and the results relate only to the items calibrated or tested.

WELLAB 滙力
Testing & Research
Rooms 816, 1502, 1516 and 1701-2, Technology Park, 18 On Lai Street, Shatin. N.T., HK
Tel: 2898 7388 Fax: 2898 7076
Website:http://www.wellab.com.hk E-mail:wellab@wellab.com.hk

HKLAS 083
TEST

TEST REPORT

APPLICANT: **Cinotech Consultants Limited**
RM 1710, Technology Park,
18 On Lai Street,
Shatin, N.T., Hong Kong

Laboratory No.:	14349-V2
Date of Issue:	2011-12-07
Date Received:	2011-10-16
Date Tested:	2011-10-16
Date Completed:	2011-10-21

ATTN: **Miss Mei Ling Tang** Page: 1 of 5

Sample Description : 86 liquid samples as received by customer said to be marine water
Project No. : MA11050
Project Name : Baseline Environmental Monitoring for Hong Kong-Zhuhai-Marco Brige Hong Kong Projects - Investigation
Sampling Date : 2011-10-16

Test Requested & Methodology:

Item	Parameters	Ref. Method	Limit of Reporting
1	Suspended Solids (SS)	APHA 17ed 2540 D	*0.5 mg/L

Remark: 1) * Limit of Reporting is reported as Detection Limit

Results:

Sample Number	14349-1	14349-2	14349-3	14349-4	14349-5	14349-6
Sample ID	ST3-a	ST3-a	ST3-a	CS1-a	CS1-a	CS1-a
Sampling Depth	S	M	B	S	M	B
Tide	Mid-Ebb	Mid-Ebb	Mid-Ebb	Mid-Ebb	Mid-Ebb	Mid-Ebb
Suspended Solids (SS), mg/L	7.5	6.0	6.6	12	5.7	9.1

Sample Number	14349-7	14349-9	14349-10	14349-11	14349-12	14349-13
Sample ID	SR1-a	SR1-a	IS1-a	IS1-a	IS1-a	ST1-a
Sampling Depth	S	B	S	M	B	S
Tide	Mid-Ebb	Mid-Ebb	Mid-Ebb	Mid-Ebb	Mid-Ebb	Mid-Ebb
Suspended Solids (SS), mg/L	13	9.3	6.0	7.4	8.5	15

Remark: 1) < = less than
2) S = Surface, M = Middle, B = Bottom
3) This report supersedes the one dated 2011/11/23 with certificate number 14349-V1
4) The samples as received are chilled and kept in ice-box

****

PREPARED AND CHECKED BY:
For and On Behalf of **WELLAB Ltd.**

Approved Signatory: _____
Tse Siu Kei, Patrick
Laboratory Manager

This laboratory is accredited by Hong Kong Laboratory Accreditation Scheme (HOKLAS) for specific test and / or measurants and the results shown in this report have been determined in accordance with the laboratory's terms of accreditation. It may not be reproduced except with prior written approval from WELLAB LIMITED and the results relate only to the items calibrated or tested.

WELLAB 匯力
Testing & Research
Rooms 816, 1502, 1516 and 1701-2, Technology Park, 18 On Lai Street, Shatin. N.T., HK
Tel: 2898 7388 Fax: 2898 7076
Website:http://www.wellab.com.hk E-mail:wellab@wellab.com.hk

HOKLAS 083
TEST

TEST REPORT

Laboratory No.:	14349-V2
Date of Issue:	2011-12-07
Date Received:	2011-10-16
Date Tested:	2011-10-16
Date Completed:	2011-10-21

Results:

Sample Number	14349-14	14349-15	14349-16	14349-17	14349-18	14349-19
Sample ID	ST1-a	ST1-a	IS2-a	IS2-a	IS2-a	ST2-a
Sampling Depth	M	B	S	M	B	S
Tide	Mid-Ebb	Mid-Ebb	Mid-Ebb	Mid-Ebb	Mid-Ebb	Mid-Ebb
Suspended Solids (SS), mg/L	7.2	8.2	7.1	11	8.2	14

Sample Number	14349-20	14349-21	14349-22	14349-24	14349-25	14349-26
Sample ID	ST2-a	ST2-a	SR6-a	SR6-a	ST3-a	ST3-a
Sampling Depth	M	B	S	B	S	M
Tide	Mid-Ebb	Mid-Ebb	Mid-Ebb	Mid-Ebb	Mid-Flood	Mid-Flood
Suspended Solids (SS), mg/L	7.4	17	6.6	8.9	8.3	10

Sample Number	14349-27	14349-28	14349-29	14349-30	14349-32	14349-34
Sample ID	ST3-a	CS1-a	CS1-a	CS1-a	SR1-a	IS1-a
Sampling Depth	B	S	M	B	M	S
Tide	Mid-Flood	Mid-Flood	Mid-Flood	Mid-Flood	Mid-Flood	Mid-Flood
Suspended Solids (SS), mg/L	12	15	13	12	22	18

Sample Number	14349-35	14349-36	14349-37	14349-38	14349-39	14349-40
Sample ID	IS1-a	IS1-a	ST1-a	ST1-a	ST1-a	IS2-a
Sampling Depth	M	B	S	M	B	S
Tide	Mid-Flood	Mid-Flood	Mid-Flood	Mid-Flood	Mid-Flood	Mid-Flood
Suspended Solids (SS), mg/L	16	33	11	11	10	13

Remark: 1) < = less than

2) S = Surface, M = Middle, B = Bottom

3) This report supersedes the one dated 2011/11/23 with certificate number 14349-V1

4) The samples as received are chilled and kept in ice-box

****

This laboratory is accredited by Hong Kong Laboratory Accreditation Scheme (HOKLAS) for specific test and / or measurants and the results shown in this report have been determined in accordance with the laboratory's terms of accreditation. It may not be reproduced except with prior written approval from WELLAB LIMITED and the results relate only to the items calibrated or tested.

WELLAB 匯力
Testing & Research
Rooms 816, 1502, 1516 and 1701-2, Technology Park, 18 On Lai Street, Shatin. N.T., HK
Tel: 2898 7388 Fax: 2898 7076
Website:http://www.wellab.com.hk E-mail:wellab@wellab.com.hk

HOKLAS 083
TEST

TEST REPORT

Laboratory No.:	14349-V2
Date of Issue:	2011-12-07
Date Received:	2011-10-16
Date Tested:	2011-10-16
Date Completed:	2011-10-21

Results:

Sample Number	14349-41	14349-42	14349-43	14349-44	14349-45	14349-46
Sample ID	IS2-a	IS2-a	ST2-a	ST2-a	ST2-a	SR6-a
Sampling Depth	M	B	S	M	B	S
Tide	Mid-Flood	Mid-Flood	Mid-Flood	Mid-Flood	Mid-Flood	Mid-Flood
Suspended Solids (SS), mg/L	16	14	10	9.2	10	8.0

Sample Number	14349-48	14349-49	14349-50	14349-51	14349-52	14349-53
Sample ID	SR6-a	ST3-b	ST3-b	ST3-b	CS1-b	CS1-b
Sampling Depth	B	S	M	B	S	M
Tide	Mid-Flood	Mid-Ebb	Mid-Ebb	Mid-Ebb	Mid-Ebb	Mid-Ebb
Suspended Solids (SS), mg/L	12	7.8	5.9	6.8	12	5.6

Sample Number	14349-54	14349-55	14349-57	14349-58	14349-59	14349-60
Sample ID	CS1-b	SR1-b	SR1-b	IS1-b	IS1-b	IS1-b
Sampling Depth	B	S	B	S	M	B
Tide	Mid-Ebb	Mid-Ebb	Mid-Ebb	Mid-Ebb	Mid-Ebb	Mid-Ebb
Suspended Solids (SS), mg/L	9.2	13	9.6	5.8	7.3	8.8

Sample Number	14349-61	14349-62	14349-63	14349-64	14349-65	14349-66
Sample ID	ST1-b	ST1-b	ST1-b	IS2-b	IS2-b	IS2-b
Sampling Depth	S	M	B	S	M	B
Tide	Mid-Ebb	Mid-Ebb	Mid-Ebb	Mid-Ebb	Mid-Ebb	Mid-Ebb
Suspended Solids (SS), mg/L	15	7.2	8.1	7.0	11	8.2

Remark: 1) < = less than

2) S = Surface, M = Middle, B = Bottom

3) This report supersedes the one dated 2011/11/23 with certificate number 14349-V1

4) The samples as received are chilled and kept in ice-box

****

This laboratory is accredited by Hong Kong Laboratory Accreditation Scheme (HOKLAS) for specific test and / or measurants and the results shown in this report have been determined in accordance with the laboratory's terms of accreditation. It may not be reproduced except with prior written approval from WELLAB LIMITED and the results relate only to the items calibrated or tested.

WELLAB 匯力
Testing & Research
Rooms 816, 1502, 1516 and 1701-2, Technology Park, 18 On Lai Street, Shatin. N.T., HK
Tel: 2898 7388 Fax: 2898 7076
Website:http://www.wellab.com.hk E-mail:wellab@wellab.com.hk

HOKLAS 083
TEST

TEST REPORT

Laboratory No.:	14349-V2
Date of Issue:	2011-12-07
Date Received:	2011-10-16
Date Tested:	2011-10-16
Date Completed:	2011-10-21

Results:

Sample Number	14349-67	14349-68	14349-69	14349-70	14349-72	14349-73
Sample ID	ST2-b	ST2-b	ST2-b	SR6-b	SR6-b	ST3-b
Sampling Depth	S	M	B	S	B	S
Tide	Mid-Ebb	Mid-Ebb	Mid-Ebb	Mid-Ebb	Mid-Ebb	Mid-Flood
Suspended Solids (SS), mg/L	14	7.5	17	6.9	9.2	8.2

Sample Number	14349-74	14349-75	14349-76	14349-77	14349-78	14349-80
Sample ID	ST3-b	ST3-b	CS1-b	CS1-b	CS1-b	SR1-b
Sampling Depth	M	B	S	M	B	M
Tide	Mid-Flood	Mid-Flood	Mid-Flood	Mid-Flood	Mid-Flood	Mid-Flood
Suspended Solids (SS), mg/L	9.8	12	15	14	12	22

Sample Number	14349-82	14349-83	14349-84	14349-85	14349-86	14349-87
Sample ID	IS1-b	IS1-b	IS1-b	ST1-b	ST1-b	ST1-b
Sampling Depth	S	M	B	S	M	B
Tide	Mid-Flood	Mid-Flood	Mid-Flood	Mid-Flood	Mid-Flood	Mid-Flood
Suspended Solids (SS), mg/L	18	17	34	11	11	9.9

Sample Number	14349-88	14349-89	14349-90	14349-91	14349-92	14349-93
Sample ID	IS2-b	IS2-b	IS2-b	ST2-b	ST2-b	ST2-b
Sampling Depth	S	M	B	S	M	B
Tide	Mid-Flood	Mid-Flood	Mid-Flood	Mid-Flood	Mid-Flood	Mid-Flood
Suspended Solids (SS), mg/L	13	17	14	9.9	9.0	10

Remark: 1) < = less than

2) S = Surface, M = Middle, B = Bottom

3) This report supersedes the one dated 2011/11/23 with certificate number 14349-V1

4) The samples as received are chilled and kept in ice-box

****

This laboratory is accredited by Hong Kong Laboratory Accreditation Scheme (HOKLAS) for specific test and / or measurants and the results shown in this report have been determined in accordance with the laboratory's terms of accreditation. It may not be reproduced except with prior written approval from WELLAB LIMITED and the results relate only to the items calibrated or tested.

WELLAB 匯力
Testing & Research
Rooms 816, 1502, 1516 and 1701-2, Technology Park, 18 On Lai Street, Shatin. N.T., HK
Tel: 2898 7388 Fax: 2898 7076
Website:http://www.wellab.com.hk E-mail:wellab@wellab.com.hk

HOKLAS 083
TEST

TEST REPORT

Laboratory No.:	14349-V2
Date of Issue:	2011-12-07
Date Received:	2011-10-16
Date Tested:	2011-10-16
Date Completed:	2011-10-21

Results:

Sample Number	14349-94	14349-96
Sample ID	SR6-b	SR6-b
Sampling Depth	S	B
Tide	Mid-Flood	Mid-Flood
Suspended Solids (SS), mg/L	8.0	12

Remark: 1) < = less than

2) S = Surface, M = Middle, B = Bottom

3) This report supersedes the one dated 2011/11/23 with certificate number 14349-V1

4) The samples as received are chilled and kept in ice-box

**********END OF REPORT**********

This laboratory is accredited by Hong Kong Laboratory Accreditation Scheme (HOKLAS) for specific test and / or measurants and the results shown in this report have been determined in accordance with the laboratory's terms of accreditation. It may not be reproduced except with prior written approval from WELLAB LIMITED and the results relate only to the items calibrated or tested.

WELLAB 匯力
Testing & Research
Rooms 816, 1502, 1516 and 1701-2, Technology Park, 18 On Lai Street, Shatin. N.T., HK
Tel: 2898 7388 Fax: 2898 7076
Website:http://www.wellab.com.hk E-mail:wellab@wellab.com.hk

HOKLAS 083
TEST

TEST REPORT

APPLICANT: **Cinotech Consultants Limited**
RM 1710, Technology Park,
18 On Lai Street,
Shatin, N.T., Hong Kong

Laboratory No.:	14350-V2
Date of Issue:	2011-12-07
Date Received:	2011-10-16
Date Tested:	2011-10-16
Date Completed:	2011-10-21

ATTN: **Miss Mei Ling Tang** Page: 1 of 4

Sample Description : 80 liquid samples as received by customer said to be marine water
Project No. : MA11050
Project Name : Baseline Environmental Monitoring for Hong Kong-Zhuhai-Marco Brige Hong Kong Projects - Investigation
Sampling Date : 2011-10-16

Test Requested & Methodology:

Item	Parameters	Ref. Method	Limit of Reporting
1	Suspended Solids (SS)	APHA 17ed 2540 D	*0.5 mg/L

Remark: 1) * Limit of Reporting is reported as Detection Limit

Results:

Sample Number	14350-1	14350-2	14350-3	14350-4	14350-6	14350-7
Sample ID	CS2-a	CS2-a	CS2-a	IS3-a	IS3-a	IS4-a
Sampling Depth	S	M	B	S	B	S
Tide	Mid-Ebb	Mid-Ebb	Mid-Ebb	Mid-Ebb	Mid-Ebb	Mid-Ebb
Suspended Solids (SS), mg/L	8.5	19	9.7	13	9.2	12

Sample Number	14350-8	14350-9	14350-11	14350-14	14350-16	14350-17
Sample ID	IS4-a	IS4-a	SR2-a	SR3-a	IS5-a	IS5-a
Sampling Depth	M	B	M	M	S	M
Tide	Mid-Ebb	Mid-Ebb	Mid-Ebb	Mid-Ebb	Mid-Ebb	Mid-Ebb
Suspended Solids (SS), mg/L	8.6	13	12	13	7.9	10

Remark: 1) < = less than
2) S = Surface, M = Middle, B = Bottom
3) This report supersedes the one dated 2011/11/23 with certificate number 14350-V1
4) The samples as received are chilled and kept in ice-box

****

PREPARED AND CHECKED BY:
For and On Behalf of **WELLAB Ltd.**

Approved Signatory: _____
Tse Siu Kei, Patrick
Laboratory Manager

This laboratory is accredited by Hong Kong Laboratory Accreditation Scheme (HOKLAS) for specific test and / or measurants and the results shown in this report have been determined in accordance with the laboratory's terms of accreditation. It may not be reproduced except with prior written approval from WELLAB LIMITED and the results relate only to the items calibrated or tested.

WELLAB 匯力
Testing & Research
Rooms 816, 1502, 1516 and 1701-2, Technology Park, 18 On Lai Street, Shatin. N.T., HK
Tel: 2898 7388 Fax: 2898 7076
Website:http://www.wellab.com.hk E-mail:wellab@wellab.com.hk

HOKLAS 083
TEST

TEST REPORT

Laboratory No.:	14350-V2
Date of Issue:	2011-12-07
Date Received:	2011-10-16
Date Tested:	2011-10-16
Date Completed:	2011-10-21

Results:

Sample Number	14350-18	14350-20	14350-22	14350-24	14350-25	14350-27
Sample ID	IS5-a	IS(Mf)20-a	IS(Mf)6-a	IS(Mf)6-a	IS7-a	IS7-a
Sampling Depth	B	M	S	B	S	B
Tide	Mid-Ebb	Mid-Ebb	Mid-Ebb	Mid-Ebb	Mid-Ebb	Mid-Ebb
Suspended Solids (SS), mg/L	14	7.7	12	6.5	6.4	5.8

Sample Number	14350-28	14350-30	14350-31	14350-32	14350-33	14350-34
Sample ID	IS(Mf)9-a	IS(Mf)9-a	CS2-a	CS2-a	CS2-a	IS3-a
Sampling Depth	S	B	S	M	B	S
Tide	Mid-Ebb	Mid-Ebb	Mid-Flood	Mid-Flood	Mid-Flood	Mid-Flood
Suspended Solids (SS), mg/L	5.4	6.3	14	12	19	11

Sample Number	14350-36	14350-37	14350-38	14350-39	14350-41	14350-44
Sample ID	IS3-a	IS4-a	IS4-a	IS4-a	SR2-a	SR3-a
Sampling Depth	B	S	M	B	M	M
Tide	Mid-Flood	Mid-Flood	Mid-Flood	Mid-Flood	Mid-Flood	Mid-Flood
Suspended Solids (SS), mg/L	12	9.4	9.4	18.0	12	9.8

Sample Number	14350-46	14350-47	14350-48	14350-50	14350-52	14350-54
Sample ID	IS5-a	IS5-a	IS5-a	IS(Mf)20-a	IS(Mf)6-a	IS(Mf)6-a
Sampling Depth	S	M	B	M	S	B
Tide	Mid-Flood	Mid-Flood	Mid-Flood	Mid-Flood	Mid-Flood	Mid-Flood
Suspended Solids (SS), mg/L	6.3	6.9	8.1	12	11	8.6

Remark: 1) < = less than

2) S = Surface, M = Middle, B = Bottom

3) This report supersedes the one dated 2011/11/23 with certificate number 14350-V1

4) The samples as received are chilled and kept in ice-box

****

This laboratory is accredited by Hong Kong Laboratory Accreditation Scheme (HOKLAS) for specific test and / or measurants and the results shown in this report have been determined in accordance with the laboratory's terms of accreditation. It may not be reproduced except with prior written approval from WELLAB LIMITED and the results relate only to the items calibrated or tested.

WELLAB 匯力
Testing & Research
Rooms 816, 1502, 1516 and 1701-2, Technology Park, 18 On Lai Street, Shatin. N.T., HK
Tel: 2898 7388 Fax: 2898 7076
Website:http://www.wellab.com.hk E-mail:wellab@wellab.com.hk

HOKLAS 083
TEST

TEST REPORT

Laboratory No.:	14350-V2
Date of Issue:	2011-12-07
Date Received:	2011-10-16
Date Tested:	2011-10-16
Date Completed:	2011-10-21

Results:

Sample Number	14350-55	14350-57	14350-58	14350-60	14350-61	14350-62
Sample ID	IS7-a	IS7-a	IS(Mf)9-a	IS(Mf)9-a	CS2-b	CS2-b
Sampling Depth	S	B	S	B	S	M
Tide	Mid-Flood	Mid-Flood	Mid-Flood	Mid-Flood	Mid-Ebb	Mid-Ebb
Suspended Solids (SS), mg/L	17	8.0	13	21	8.6	19

Sample Number	14350-63	14350-64	14350-66	14350-67	14350-68	14350-69
Sample ID	CS2-b	IS3-b	IS3-b	IS4-b	IS4-b	IS4-b
Sampling Depth	B	S	B	S	M	B
Tide	Mid-Ebb	Mid-Ebb	Mid-Ebb	Mid-Ebb	Mid-Ebb	Mid-Ebb
Suspended Solids (SS), mg/L	9.9	13	9.5	12	8.5	13

Sample Number	14350-71	14350-74	14350-76	14350-77	14350-78	14350-80
Sample ID	SR2-b	SR3-b	IS5-b	IS5-b	IS5-b	IS(Mf)20-b
Sampling Depth	M	M	S	M	B	M
Tide	Mid-Ebb	Mid-Ebb	Mid-Ebb	Mid-Ebb	Mid-Ebb	Mid-Ebb
Suspended Solids (SS), mg/L	12	13	7.7	10	14	7.7

Sample Number	14350-82	14350-84	14350-85	14350-87	14350-88	14350-90
Sample ID	IS(Mf)6-b	IS(Mf)6-b	IS7-b	IS7-b	IS(Mf)9-b	IS(Mf)9-b
Sampling Depth	S	B	S	B	S	B
Tide	Mid-Ebb	Mid-Ebb	Mid-Ebb	Mid-Ebb	Mid-Ebb	Mid-Ebb
Suspended Solids (SS), mg/L	12	6.3	6.6	5.7	5.6	6.1

Remark: 1) < = less than

2) S = Surface, M = Middle, B = Bottom

3) This report supersedes the one dated 2011/11/23 with certificate number 14350-V1

4) The samples as received are chilled and kept in ice-box

****

This laboratory is accredited by Hong Kong Laboratory Accreditation Scheme (HOKLAS) for specific test and / or measurants and the results shown in this report have been determined in accordance with the laboratory's terms of accreditation. It may not be reproduced except with prior written approval from WELLAB LIMITED and the results relate only to the items calibrated or tested.

WELLAB 匯力
Testing & Research
Rooms 816, 1502, 1516 and 1701-2, Technology Park, 18 On Lai Street, Shatin. N.T., HK
Tel: 2898 7388 Fax: 2898 7076
Website:http://www.wellab.com.hk E-mail:wellab@wellab.com.hk

HOKLAS 083
TEST

TEST REPORT

Laboratory No.:	14350-V2
Date of Issue:	2011-12-07
Date Received:	2011-10-16
Date Tested:	2011-10-16
Date Completed:	2011-10-21
Page:	4 of 4

Results:

Sample Number	14350-91	14350-92	14350-93	14350-94	14350-96	14350-97
Sample ID	CS2-b	C2S-b	C2S-b	IS3-b	IS3-b	IS4-b
Sampling Depth	S	M	B	S	B	S
Tide	Mid-Flood	Mid-Flood	Mid-Flood	Mid-Flood	Mid-Flood	Mid-Flood
Suspended Solids (SS), mg/L	14	11	18	11	12	9.3

Sample Number	14350-98	14350-99	14350-101	14350-104	14350-106	14350-107
Sample ID	IS4-b	IS4-b	SR2-b	SR3-b	IS5-b	IS5-b
Sampling Depth	M	B	M	M	S	M
Tide	Mid-Flood	Mid-Flood	Mid-Flood	Mid-Flood	Mid-Flood	Mid-Flood
Suspended Solids (SS), mg/L	9.7	18	12	9.5	6.5	7.1

Sample Number	14350-108	14350-110	14350-112	14350-114	14350-115	14350-117
Sample ID	IS5-b	IS(Mf)20-b	IS(Mf)6-b	IS(Mf)6-b	IS7-b	IS7-b
Sampling Depth	B	M	S	B	S	B
Tide	Mid-Flood	Mid-Flood	Mid-Flood	Mid-Flood	Mid-Flood	Mid-Flood
Suspended Solids (SS), mg/L	8.1	12	11	8.8	17	8.1

Sample Number	14350-118	14350-120
Sample ID	IS(Mf)9-b	IS(Mf)9-b
Sampling Depth	S	B
Tide	Mid-Flood	Mid-Flood
Suspended Solids (SS), mg/L	13	21

Remark: 1) < = less than

2) S = Surface, M = Middle, B = Bottom

3) This report supersedes the one dated 2011/11/23 with certificate number 14350-V1

4) The samples as received are chilled and kept in ice-box

**********END OF REPORT**********

This laboratory is accredited by Hong Kong Laboratory Accreditation Scheme (HOKLAS) for specific test and / or measurants and the results shown in this report have been determined in accordance with the laboratory's terms of accreditation. It may not be reproduced except with prior written approval from WELLAB LIMITED and the results relate only to the items calibrated or tested.

WELLAB 匯力
Testing & Research
Rooms 816, 1502, 1516 and 1701-2, Technology Park, 18 On Lai Street, Shatin. N.T., HK
Tel: 2898 7388 Fax: 2898 7076
Website:http://www.wellab.com.hk E-mail:wellab@wellab.com.hk

HOKLAS 083
TEST

TEST REPORT

APPLICANT: **Cinotech Consultants Limited**
RM 1710, Technology Park,
18 On Lai Street,
Shatin, N.T., Hong Kong

Laboratory No.:	14351-V2
Date of Issue:	2011-12-07
Date Received:	2011-10-16
Date Tested:	2011-10-16
Date Completed:	2011-10-21

ATTN: **Miss Mei Ling Tang** Page: 1 of 6

Sample Description : 112 liquid samples as received by customer said to be marine water
Project No. : MA11050
Project Name : Baseline Environmental Monitoring for Hong Kong-Zhuhai-Marco Brige Hong Kong Projects - Investigation
Sampling Date : 2011-10-16

Test Requested & Methodology:

Item	Parameters	Ref. Method	Limit of Reporting
1	Suspended Solids (SS)	APHA 17ed 2540 D	*0.5 mg/L

Remark: 1) * Limit of Reporting is reported as Detection Limit

Results:

Sample Number	14351-1	14351-3	14351-4	14351-6	14351-7	14351-8
Sample ID	SR4-a	SR4-a	IS8-a	IS8-a	IS17-a	IS17-a
Sampling Depth	S	B	S	B	S	M
Tide	Mid-Ebb	Mid-Ebb	Mid-Ebb	Mid-Ebb	Mid-Ebb	Mid-Ebb
Suspended Solids (SS), mg/L	8.4	8.9	9.3	7.2	9.1	8.1

Sample Number	14351-9	14351-10	14351-11	14351-12	14351-13	14351-15
Sample ID	IS17-a	GG1-a	GG1-a	GG1-a	SR7-a	SR7-a
Sampling Depth	B	S	M	B	S	B
Tide	Mid-Ebb	Mid-Ebb	Mid-Ebb	Mid-Ebb	Mid-Ebb	Mid-Ebb
Suspended Solids (SS), mg/L	7.1	8.0	6.3	6.6	7.1	15

Remark: 1) < = less than
2) S = Surface, M = Middle, B = Bottom
3) This report supersedes the one dated 2011/11/23 with certificate number 14315-V1
4) The samples as received are chilled and kept in ice-box

****

PREPARED AND CHECKED BY:
For and On Behalf of **WELLAB Ltd.**

Approved Signatory: _____
Tse Siu Kei, Patrick
Laboratory Manager

This laboratory is accredited by Hong Kong Laboratory Accreditation Scheme (HOKLAS) for specific test and / or measurants and the results shown in this report have been determined in accordance with the laboratory's terms of accreditation. It may not be reproduced except with prior written approval from WELLAB LIMITED and the results relate only to the items calibrated or tested.

WELLAB 匯力
Testing & Research
Rooms 816, 1502, 1516 and 1701-2, Technology Park, 18 On Lai Street, Shatin. N.T., HK
Tel: 2898 7388 Fax: 2898 7076
Website:http://www.wellab.com.hk E-mail:wellab@wellab.com.hk

HOKLAS 083
TEST

TEST REPORT

Laboratory No.:	14351-V2
Date of Issue:	2011-12-07
Date Received:	2011-10-16
Date Tested:	2011-10-16
Date Completed:	2011-10-21

Results:

Sample Number	14351-16	14351-17	14351-18	14351-19	14351-21	14351-22
Sample ID	IS10-a	IS10-a	IS10-a	IS(Mf)16-a	IS(Mf)16-a	IS(Mf)11-a
Sampling Depth	S	M	B	S	B	S
Tide	Mid-Ebb	Mid-Ebb	Mid-Ebb	Mid-Ebb	Mid-Ebb	Mid-Ebb
Suspended Solids (SS), mg/L	7.4	6.7	6.9	9.0	8.8	5.3

Sample Number	14351-23	14351-24	14351-25	14351-27	14351-28	14351-30
Sample ID	IS(Mf)11-a	IS(Mf)11-a	SR5-a	SR5-a	CS(Mf)3-a	CS(Mf)3-a
Sampling Depth	M	B	S	B	S	B
Tide	Mid-Ebb	Mid-Ebb	Mid-Ebb	Mid-Ebb	Mid-Ebb	Mid-Ebb
Suspended Solids (SS), mg/L	11	9.0	8.7	7.9	8.2	4.9

Sample Number	14351-31	14351-32	14351-33	14351-34	14351-36	14351-37
Sample ID	CS4-a	CS4-a	CS4-a	SR4-a	SR4-a	IS8-a
Sampling Depth	S	M	B	S	B	S
Tide	Mid-Ebb	Mid-Ebb	Mid-Ebb	Mid-Flood	Mid-Flood	Mid-Flood
Suspended Solids (SS), mg/L	5.8	5.9	6.5	25	24	21

Sample Number	14351-39	14351-40	14351-41	14351-42	14351-43	14351-44
Sample ID	IS8-a	IS17-a	IS17-a	IS17-a	GG1-a	GG1-a
Sampling Depth	B	S	M	B	S	M
Tide	Mid-Flood	Mid-Flood	Mid-Flood	Mid-Flood	Mid-Flood	Mid-Flood
Suspended Solids (SS), mg/L	20	9.9	8.2	7.8	6.4	6.0

Remark: 1) < = less than

2) S = Surface, M = Middle, B = Bottom

3) This report supersedes the one dated 2011/11/23 with certificate number 14315-V1

4) The samples as received are chilled and kept in ice-box

****

This laboratory is accredited by Hong Kong Laboratory Accreditation Scheme (HOKLAS) for specific test and / or measurants and the results shown in this report have been determined in accordance with the laboratory's terms of accreditation. It may not be reproduced except with prior written approval from WELLAB LIMITED and the results relate only to the items calibrated or tested.

WELLAB 匯力
Testing & Research
Rooms 816, 1502, 1516 and 1701-2, Technology Park, 18 On Lai Street, Shatin. N.T., HK
Tel: 2898 7388 Fax: 2898 7076
Website:http://www.wellab.com.hk E-mail:wellab@wellab.com.hk

HOKLAS 083
TEST

TEST REPORT

Laboratory No.:	14351-V2
Date of Issue:	2011-12-07
Date Received:	2011-10-16
Date Tested:	2011-10-16
Date Completed:	2011-10-21

Results:

Sample Number	14351-45	14351-46	14351-48	14351-49	14351-50	14351-51
Sample ID	GG1-a	SR7-a	SR7-a	IS10-a	IS10-a	IS10-a
Sampling Depth	B	S	B	S	M	B
Tide	Mid-Flood	Mid-Flood	Mid-Flood	Mid-Flood	Mid-Flood	Mid-Flood
Suspended Solids (SS), mg/L	6.6	12	12	13	14	12

Sample Number	14351-52	14351-53	14351-54	14351-55	14351-56	14351-57
Sample ID	IS(Mf)16-a	IS(Mf)16-a	IS(Mf)16-a	IS(Mf)11-a	IS(Mf)11-a	IS(Mf)11-a
Sampling Depth	S	M	B	S	M	B
Tide	Mid-Flood	Mid-Flood	Mid-Flood	Mid-Flood	Mid-Flood	Mid-Flood
Suspended Solids (SS), mg/L	6.0	5.5	7.2	10	6.7	9.0

Sample Number	14351-58	14351-60	14351-61	14351-62	14351-63	14351-64
Sample ID	SR5-a	SR5-a	CS(Mf)3-a	CS(Mf)3-a	CS(Mf)3-a	CS4-a
Sampling Depth	S	B	S	M	B	S
Tide	Mid-Flood	Mid-Flood	Mid-Flood	Mid-Flood	Mid-Flood	Mid-Flood
Suspended Solids (SS), mg/L	20	21	14	11	21	13

Sample Number	14351-65	14351-66	14351-67	14351-69	14351-70	14351-72
Sample ID	CS4-a	CS4-a	SR4-b	SR4-b	IS8-b	IS8-b
Sampling Depth	M	B	S	B	S	B
Tide	Mid-Flood	Mid-Flood	Mid-Ebb	Mid-Ebb	Mid-Ebb	Mid-Ebb
Suspended Solids (SS), mg/L	8.6	7.3	8.3	9.2	9.0	7.4

Remark: 1) < = less than

2) S = Surface, M = Middle, B = Bottom

3) This report supersedes the one dated 2011/11/23 with certificate number 14315-V1

4) The samples as received are chilled and kept in ice-box

****

This laboratory is accredited by Hong Kong Laboratory Accreditation Scheme (HOKLAS) for specific test and / or measurants and the results shown in this report have been determined in accordance with the laboratory's terms of accreditation. It may not be reproduced except with prior written approval from WELLAB LIMITED and the results relate only to the items calibrated or tested.

WELLAB 匯力
Testing & Research
Rooms 816, 1502, 1516 and 1701-2, Technology Park, 18 On Lai Street, Shatin. N.T., HK
Tel: 2898 7388 Fax: 2898 7076
Website:http://www.wellab.com.hk E-mail:wellab@wellab.com.hk

HOKLAS 083
TEST

TEST REPORT

Laboratory No.:	14351-V2
Date of Issue:	2011-12-07
Date Received:	2011-10-16
Date Tested:	2011-10-16
Date Completed:	2011-10-21

Results:

Sample Number	14351-73	14351-74	14351-75	14351-76	14351-77	14351-78
Sample ID	IS17-b	IS17-b	IS17-b	GG1-b	GG1-b	GG1-b
Sampling Depth	S	M	B	S	M	B
Tide	Mid-Ebb	Mid-Ebb	Mid-Ebb	Mid-Ebb	Mid-Ebb	Mid-Ebb
Suspended Solids (SS), mg/L	8.9	8.4	7.3	7.8	6.4	6.6

Sample Number	14351-79	14351-81	14351-82	14351-83	14351-84	14351-85
Sample ID	SR7-b	SR7-b	IS10-b	IS10-b	IS10-b	IS(Mf)16-b
Sampling Depth	S	B	S	M	B	S
Tide	Mid-Ebb	Mid-Ebb	Mid-Ebb	Mid-Ebb	Mid-Ebb	Mid-Ebb
Suspended Solids (SS), mg/L	7.3	15	7.4	6.7	6.9	9.1

Sample Number	14351-87	14351-88	14351-89	14351-90	14351-91	14351-93
Sample ID	IS(Mf)16-b	IS(Mf)11-b	IS(Mf)11-b	IS(Mf)11-b	SR5-b	SR5-b
Sampling Depth	B	S	M	B	S	B
Tide	Mid-Ebb	Mid-Ebb	Mid-Ebb	Mid-Ebb	Mid-Ebb	Mid-Ebb
Suspended Solids (SS), mg/L	8.6	5.1	11	9.2	8.4	7.9

Sample Number	14351-94	14351-96	14351-97	14351-98	14351-99	14351-100
Sample ID	CS(Mf)3-b	CS(Mf)3-b	CS4-b	CS4-b	CS4-b	SR4-b
Sampling Depth	S	B	S	M	B	S
Tide	Mid-Ebb	Mid-Ebb	Mid-Ebb	Mid-Ebb	Mid-Ebb	Mid-Flood
Suspended Solids (SS), mg/L	8.5	4.8	5.6	6.1	6.5	25

Remark: 1) < = less than

2) S = Surface, M = Middle, B = Bottom

3) This report supersedes the one dated 2011/11/23 with certificate number 14315-V1

4) The samples as received are chilled and kept in ice-box

****

This laboratory is accredited by Hong Kong Laboratory Accreditation Scheme (HOKLAS) for specific test and / or measurants and the results shown in this report have been determined in accordance with the laboratory's terms of accreditation. It may not be reproduced except with prior written approval from WELLAB LIMITED and the results relate only to the items calibrated or tested.

WELLAB 匯力
Testing & Research
Rooms 816, 1502, 1516 and 1701-2, Technology Park, 18 On Lai Street, Shatin. N.T., HK
Tel: 2898 7388 Fax: 2898 7076
Website:http://www.wellab.com.hk E-mail:wellab@wellab.com.hk

HOKLAS 083
TEST

TEST REPORT

Laboratory No.:	14351-V2
Date of Issue:	2011-12-07
Date Received:	2011-10-16
Date Tested:	2011-10-16
Date Completed:	2011-10-21

Results:

Sample Number	14351-102	14351-103	14351-105	14351-106	14351-107	14351-108
Sample ID	SR4-b	IS8-b	IS8-b	IS17-b	IS17-b	IS17-b
Sampling Depth	B	S	B	S	M	B
Tide	Mid-Flood	Mid-Flood	Mid-Flood	Mid-Flood	Mid-Flood	Mid-Flood
Suspended Solids (SS), mg/L	24	21	20	10	8.3	8.0

Sample Number	14351-109	14351-110	14351-111	14351-112	14351-114	14351-115
Sample ID	GG1-b	GG1-b	GG1-b	SR7-b	SR7-b	IS10-b
Sampling Depth	S	M	B	S	B	S
Tide	Mid-Flood	Mid-Flood	Mid-Flood	Mid-Flood	Mid-Flood	Mid-Flood
Suspended Solids (SS), mg/L	6.6	6.0	6.9	12	12	13

Sample Number	14351-116	14351-117	14351-118	14351-119	14351-120	14351-121
Sample ID	IS10-b	IS10-b	IS(Mf)16-b	IS(Mf)16-b	IS(Mf)16-b	IS(Mf)11-b
Sampling Depth	M	B	S	M	B	S
Tide	Mid-Flood	Mid-Flood	Mid-Flood	Mid-Flood	Mid-Flood	Mid-Flood
Suspended Solids (SS), mg/L	15	12	5.9	5.4	7.3	10

Sample Number	14351-122	14351-123	14351-124	14351-126	14351-127	14351-128
Sample ID	IS(Mf)11-b	IS(Mf)11-b	SR5-b	SR5-b	CS(Mf)3-b	CS(Mf)3-b
Sampling Depth	M	B	S	B	S	M
Tide	Mid-Flood	Mid-Flood	Mid-Flood	Mid-Flood	Mid-Flood	Mid-Flood
Suspended Solids (SS), mg/L	6.4	8.9	21	22	14	11

Remark: 1) < = less than

2) S = Surface, M = Middle, B = Bottom

3) This report supersedes the one dated 2011/11/23 with certificate number 14315-V1

4) The samples as received are chilled and kept in ice-box

****

This laboratory is accredited by Hong Kong Laboratory Accreditation Scheme (HOKLAS) for specific test and / or measurants and the results shown in this report have been determined in accordance with the laboratory's terms of accreditation. It may not be reproduced except with prior written approval from WELLAB LIMITED and the results relate only to the items calibrated or tested.

WELLAB 匯力
Testing & Research
Rooms 816, 1502, 1516 and 1701-2, Technology Park, 18 On Lai Street, Shatin. N.T., HK
Tel: 2898 7388 Fax: 2898 7076
Website:http://www.wellab.com.hk E-mail:wellab@wellab.com.hk

HOKLAS 083
TEST

TEST REPORT

Laboratory No.:	14351-V2
Date of Issue:	2011-12-07
Date Received:	2011-10-16
Date Tested:	2011-10-16
Date Completed:	2011-10-21
Page:	6 of 6

Results:

Sample Number	14351-129	14351-130	14351-131	14351-132
Sample ID	CS(Mf)3-b	CS4-b	CS4-b	CS4-b
Sampling Depth	B	S	M	B
Tide	Mid-Flood	Mid-Flood	Mid-Flood	Mid-Flood
Suspended Solids (SS), mg/L	20	13	8.3	7.2

Remark: 1) < = less than

2) S = Surface, M = Middle, B = Bottom

3) This report supersedes the one dated 2011/11/23 with certificate number 14315-V1

4) The samples as received are chilled and kept in ice-box

**********END OF REPORT**********

This laboratory is accredited by Hong Kong Laboratory Accreditation Scheme (HOKLAS) for specific test and / or measurants and the results shown in this report have been determined in accordance with the laboratory's terms of accreditation. It may not be reproduced except with prior written approval from WELLAB LIMITED and the results relate only to the items calibrated or tested.

WELLAB 匯力 Testing & Research
Rooms 816, 1502, 1516 and 1701-2, Technology Park, 18 On Lai Street, Shatin. N.T., HK
Tel: 2898 7388 Fax: 2898 7076
Website:http://www.wellab.com.hk E-mail:wellab@wellab.com.hk

HOKLAS 083 TEST

TEST REPORT

APPLICANT: **Cinotech Consultants Limited**
RM 1710, Technology Park,
18 On Lai Street,
Shatin, N.T., Hong Kong

Laboratory No.:	14352-V2
Date of Issue:	2011-12-07
Date Received:	2011-10-16
Date Tested:	2011-10-16
Date Completed:	2011-10-21

ATTN: **Miss Mei Ling Tang** Page: 1 of 6

Sample Description : 124 liquid samples as received by customer said to be marine water
Project No. : MA11050
Project Name : Baseline Environmental Monitoring for Hong Kong-Zhuhai-Marco Brige Hong Kong Projects - Investigation
Sampling Date : 2011-10-16

Test Requested & Methodology:

Item	Parameters	Ref. Method	Limit of Reporting
1	Suspended Solids (SS)	APHA 17ed 2540 D	*0.5 mg/L

Remark: 1) * Limit of Reporting is reported as Detection Limit

Results:

Sample Number	14352-1	14352-2	14352-3	14352-4	14352-5	14352-6
Sample ID	SR10A-a	SR10A-a	SR10A-a	SR10B-a	SR10B-a	SR10B-a
Sampling Depth	S	M	B	S	M	B
Tide	Mid-Ebb	Mid-Ebb	Mid-Ebb	Mid-Ebb	Mid-Ebb	Mid-Ebb
Suspended Solids (SS), mg/L	24	14	13	8.8	12	16

Sample Number	14352-7	14352-8	14352-9	14352-10	14352-11	14352-12
Sample ID	CSA-a	CSA-a	CSA-a	CS6-a	CS6-a	CS6-a
Sampling Depth	S	M	B	S	M	B
Tide	Mid-Ebb	Mid-Ebb	Mid-Ebb	Mid-Ebb	Mid-Ebb	Mid-Ebb
Suspended Solids (SS), mg/L	8.6	16	15	13	15	12

Remark: 1) < = less than
2) S = Surface, M = Middle, B = Bottom
3) This report supersedes the one dated 2011/11/23 with certificate number 14352-V1
4) The samples as received are chilled and kept in ice-box

****

PREPARED AND CHECKED BY:
For and On Behalf of **WELLAB Ltd.**

Approved Signatory: _____
Tse Siu Kei, Patrick
Laboratory Manager

This laboratory is accredited by Hong Kong Laboratory Accreditation Scheme (HOKLAS) for specific test and / or measurants and the results shown in this report have been determined in accordance with the laboratory's terms of accreditation. It may not be reproduced except with prior written approval from WELLAB LIMITED and the results relate only to the items calibrated or tested.

WELLAB 匯力
Testing & Research
Rooms 816, 1502, 1516 and 1701-2, Technology Park, 18 On Lai Street, Shatin. N.T., HK
Tel: 2898 7388 Fax: 2898 7076
Website:http://www.wellab.com.hk E-mail:wellab@wellab.com.hk

HOKLAS 083
TEST

TEST REPORT

Laboratory No.:	14352-V2
Date of Issue:	2011-12-07
Date Received:	2011-10-16
Date Tested:	2011-10-16
Date Completed:	2011-10-21

Results:

Sample Number	14352-13	14352-15	14352-16	14352-18	14352-19	14352-20
Sample ID	SR8-a	SR8-a	SR9-a	SR9-a	IS15-a	IS15-a
Sampling Depth	S	B	S	B	S	M
Tide	Mid-Ebb	Mid-Ebb	Mid-Ebb	Mid-Ebb	Mid-Ebb	Mid-Ebb
Suspended Solids (SS), mg/L	15	13	14	10	8.7	11

Sample Number	14352-21	14352-22	14352-23	14352-24	14352-25	14352-26
Sample ID	IS15-a	IS13-a	IS13-a	IS13-a	IS12-a	IS12-a
Sampling Depth	B	S	M	B	S	M
Tide	Mid-Ebb	Mid-Ebb	Mid-Ebb	Mid-Ebb	Mid-Ebb	Mid-Ebb
Suspended Solids (SS), mg/L	9.0	18	10	12	18	17

Sample Number	14352-27	14352-28	14352-29	14352-30	14352-31	14352-32
Sample ID	IS12-a	IS14-a	IS14-a	IS14-a	CS(Mf)5-a	CS(Mf)5-a
Sampling Depth	B	S	M	B	S	M
Tide	Mid-Ebb	Mid-Ebb	Mid-Ebb	Mid-Ebb	Mid-Ebb	Mid-Ebb
Suspended Solids (SS), mg/L	18	14	11	13	11	13

Sample Number	14352-33	14352-34	14352-35	14352-36	14352-37	14352-38
Sample ID	CS(Mf)5-a	SR10A-a	SR10A-a	SR10A-a	SR10B-a	SR10B-a
Sampling Depth	B	S	M	B	S	M
Tide	Mid-Ebb	Mid-Flood	Mid-Flood	Mid-Flood	Mid-Flood	Mid-Flood
Suspended Solids (SS), mg/L	14	13	17	27	15	10

Remark: 1) < = less than

2) S = Surface, M = Middle, B = Bottom

3) This report supersedes the one dated 2011/11/23 with certificate number 14352-V1

4) The samples as received are chilled and kept in ice-box

****

This laboratory is accredited by Hong Kong Laboratory Accreditation Scheme (HOKLAS) for specific test and / or measurants and the results shown in this report have been determined in accordance with the laboratory's terms of accreditation. It may not be reproduced except with prior written approval from WELLAB LIMITED and the results relate only to the items calibrated or tested.

WELLAB 匯力
Testing & Research
Rooms 816, 1502, 1516 and 1701-2, Technology Park, 18 On Lai Street, Shatin. N.T., HK
Tel: 2898 7388 Fax: 2898 7076
Website:http://www.wellab.com.hk E-mail:wellab@wellab.com.hk

HOKLAS 083
TEST

TEST REPORT

Laboratory No.:	14352-V2
Date of Issue:	2011-12-07
Date Received:	2011-10-16
Date Tested:	2011-10-16
Date Completed:	2011-10-21

Results:

Sample Number	14352-39	14352-40	14352-41	14352-42	14352-43	14352-44
Sample ID	SR10B-a	CSA-a	CSA-a	CSA-a	CS6-a	CS6-a
Sampling Depth	B	S	M	B	S	M
Tide	Mid-Flood	Mid-Flood	Mid-Flood	Mid-Flood	Mid-Flood	Mid-Flood
Suspended Solids (SS), mg/L	18	15	20	12	11	14

Sample Number	14352-45	14352-46	14352-48	14352-49	14352-51	14352-52
Sample ID	CS6-a	SR8-a	SR8-a	SR9-a	SR9-a	IS15-a
Sampling Depth	B	S	B	S	B	S
Tide	Mid-Flood	Mid-Flood	Mid-Flood	Mid-Flood	Mid-Flood	Mid-Flood
Suspended Solids (SS), mg/L	7.8	19	13	17	17	14

Sample Number	14352-53	14352-54	14352-55	14352-56	14352-57	14352-58
Sample ID	IS15-a	IS15-a	IS13-a	IS13-a	IS13-a	IS12-a
Sampling Depth	M	B	S	M	B	S
Tide	Mid-Flood	Mid-Flood	Mid-Flood	Mid-Flood	Mid-Flood	Mid-Flood
Suspended Solids (SS), mg/L	17	16	15	12	17	17

Sample Number	14352-59	14352-60	14352-61	14352-62	14352-63	14352-64
Sample ID	IS12-a	IS12-a	IS14-a	IS14-a	IS14-a	CS(Mf)5-a
Sampling Depth	M	B	S	M	B	S
Tide	Mid-Flood	Mid-Flood	Mid-Flood	Mid-Flood	Mid-Flood	Mid-Flood
Suspended Solids (SS), mg/L	15	13	20	17	10	12

Remark: 1) < = less than

2) S = Surface, M = Middle, B = Bottom

3) This report supersedes the one dated 2011/11/23 with certificate number 14352-V1

4) The samples as received are chilled and kept in ice-box

****

This laboratory is accredited by Hong Kong Laboratory Accreditation Scheme (HOKLAS) for specific test and / or measurants and the results shown in this report have been determined in accordance with the laboratory's terms of accreditation. It may not be reproduced except with prior written approval from WELLAB LIMITED and the results relate only to the items calibrated or tested.

WELLAB 匯力
Testing & Research
Rooms 816, 1502, 1516 and 1701-2, Technology Park, 18 On Lai Street, Shatin. N.T., HK
Tel: 2898 7388 Fax: 2898 7076
Website:http://www.wellab.com.hk E-mail:wellab@wellab.com.hk

HOKLAS 083
TEST

TEST REPORT

Laboratory No.:	14352-V2
Date of Issue:	2011-12-07
Date Received:	2011-10-16
Date Tested:	2011-10-16
Date Completed:	2011-10-21

Results:

Sample Number	14352-65	14352-66	14352-67	14352-68	14352-69	14352-70
Sample ID	CS(Mf)5-a	CS(Mf)5-a	SR10A-b	SR10A-b	SR10A-b	SR10B-b
Sampling Depth	M	B	S	M	B	S
Tide	Mid-Flood	Mid-Flood	Mid-Ebb	Mid-Ebb	Mid-Ebb	Mid-Ebb
Suspended Solids (SS), mg/L	16	22	24	14	13	8.6

Sample Number	14352-71	14352-72	14352-73	14352-74	14352-75	14352-76
Sample ID	SR10B-b	SR10B-b	CSA-b	CSA-b	CSA-b	CS6-b
Sampling Depth	M	B	S	M	B	S
Tide	Mid-Ebb	Mid-Ebb	Mid-Ebb	Mid-Ebb	Mid-Ebb	Mid-Ebb
Suspended Solids (SS), mg/L	12	16	8.7	16	15	13

Sample Number	14352-77	14352-78	14352-79	14352-81	14352-82	14352-84
Sample ID	CS6-b	CS6-b	SR8-b	SR8-b	SR9-b	SR9-b
Sampling Depth	M	B	S	B	S	B
Tide	Mid-Ebb	Mid-Ebb	Mid-Ebb	Mid-Ebb	Mid-Ebb	Mid-Ebb
Suspended Solids (SS), mg/L	15	12	15	13	14	10

Sample Number	14352-85	14352-86	14352-87	14352-88	14352-89	14352-90
Sample ID	IS15-b	IS15-b	IS15-b	IS13-b	IS13-b	IS13-b
Sampling Depth	S	M	B	S	M	B
Tide	Mid-Ebb	Mid-Ebb	Mid-Ebb	Mid-Ebb	Mid-Ebb	Mid-Ebb
Suspended Solids (SS), mg/L	8.9	11	9.0	18	10	12

Remark: 1) < = less than

2) S = Surface, M = Middle, B = Bottom

3) This report supersedes the one dated 2011/11/23 with certificate number 14352-V1

4) The samples as received are chilled and kept in ice-box

****

This laboratory is accredited by Hong Kong Laboratory Accreditation Scheme (HOKLAS) for specific test and / or measurants and the results shown in this report have been determined in accordance with the laboratory's terms of accreditation. It may not be reproduced except with prior written approval from WELLAB LIMITED and the results relate only to the items calibrated or tested.

WELLAB 匯力
Testing & Research
Rooms 816, 1502, 1516 and 1701-2, Technology Park, 18 On Lai Street, Shatin. N.T., HK
Tel: 2898 7388 Fax: 2898 7076
Website:http://www.wellab.com.hk E-mail:wellab@wellab.com.hk

HOKLAS 083
TEST

TEST REPORT

Laboratory No.:	14352-V2
Date of Issue:	2011-12-07
Date Received:	2011-10-16
Date Tested:	2011-10-16
Date Completed:	2011-10-21

Results:

Sample Number	14352-91	14352-92	14352-93	14352-94	14352-95	14352-96
Sample ID	IS12-b	IS12-b	IS12-b	IS14-b	IS14-b	IS14-b
Sampling Depth	S	M	B	S	M	B
Tide	Mid-Ebb	Mid-Ebb	Mid-Ebb	Mid-Ebb	Mid-Ebb	Mid-Ebb
Suspended Solids (SS), mg/L	19	17	18	14	11	13

Sample Number	14352-97	14352-98	14352-99	14352-100	14352-101	14352-102
Sample ID	CS(Mf)5-b	CS(Mf)5-b	CS(Mf)5-b	SR10A-b	SR10A-b	SR10A-b
Sampling Depth	S	M	B	S	M	B
Tide	Mid-Ebb	Mid-Ebb	Mid-Ebb	Mid-Flood	Mid-Flood	Mid-Flood
Suspended Solids (SS), mg/L	11	13	15	14	17	27

Sample Number	14352-103	14352-104	14352-105	14352-106	14352-107	14352-108
Sample ID	SR10B-b	SR10B-b	SR10B-b	CSA-b	CSA-b	CSA-b
Sampling Depth	S	M	B	S	M	B
Tide	Mid-Flood	Mid-Flood	Mid-Flood	Mid-Flood	Mid-Flood	Mid-Flood
Suspended Solids (SS), mg/L	15	10	18	15	20	12

Sample Number	14352-109	14352-110	14352-111	14352-112	14352-114	14352-115
Sample ID	CS6-b	CS6-b	CS6-b	SR8-b	SR8-b	SR9-b
Sampling Depth	S	M	B	S	B	S
Tide	Mid-Flood	Mid-Flood	Mid-Flood	Mid-Flood	Mid-Flood	Mid-Flood
Suspended Solids (SS), mg/L	11	14	7.9	19	13	17

Remark: 1) < = less than

2) S = Surface, M = Middle, B = Bottom

3) This report supersedes the one dated 2011/11/23 with certificate number 14352-V1

4) The samples as received are chilled and kept in ice-box

****

This laboratory is accredited by Hong Kong Laboratory Accreditation Scheme (HOKLAS) for specific test and / or measurants and the results shown in this report have been determined in accordance with the laboratory's terms of accreditation. It may not be reproduced except with prior written approval from WELLAB LIMITED and the results relate only to the items calibrated or tested.

WELLAB 匯力 Testing & Research
Rooms 816, 1502, 1516 and 1701-2, Technology Park, 18 On Lai Street, Shatin. N.T., HK
Tel: 2898 7388 Fax: 2898 7076
Website:http://www.wellab.com.hk E-mail:wellab@wellab.com.hk

HOKLAS 083
TEST

TEST REPORT

Laboratory No.:	14352-V2
Date of Issue:	2011-12-07
Date Received:	2011-10-16
Date Tested:	2011-10-16
Date Completed:	2011-10-21

Results:

Sample Number	14352-117	14352-118	14352-119	14352-120	14352-121	14352-122
Sample ID	SR9-b	IS15-b	IS15-b	IS15-b	IS13-b	IS13-b
Sampling Depth	B	S	M	B	S	M
Tide	Mid-Flood	Mid-Flood	Mid-Flood	Mid-Flood	Mid-Flood	Mid-Flood
Suspended Solids (SS), mg/L	17	14	17	16	15	12

Sample Number	14352-123	14352-124	14352-125	14352-126	14352-127	14352-128
Sample ID	IS13-b	IS12-b	IS12-b	IS12-b	IS14-b	IS14-b
Sampling Depth	B	S	M	B	S	M
Tide	Mid-Flood	Mid-Flood	Mid-Flood	Mid-Flood	Mid-Flood	Mid-Flood
Suspended Solids (SS), mg/L	17	17	15	13	20	17

Sample Number	14352-129	14352-130	14352-131	14352-132
Sample ID	IS14-b	CS(Mf)5-b	CS(Mf)5-b	CS(Mf)5-b
Sampling Depth	B	S	M	B
Tide	Mid-Flood	Mid-Flood	Mid-Flood	Mid-Flood
Suspended Solids (SS), mg/L	10	12	16	22

Remark: 1) < = less than

2) S = Surface, M = Middle, B = Bottom

3) This report supersedes the one dated 2011/11/23 with certificate number 14352-V1

4) The samples as received are chilled and kept in ice-box

**********END OF REPORT**********

This laboratory is accredited by Hong Kong Laboratory Accreditation Scheme (HOKLAS) for specific test and / or measurants and the results shown in this report have been determined in accordance with the laboratory's terms of accreditation. It may not be reproduced except with prior written approval from WELLAB LIMITED and the results relate only to the items calibrated or tested.

WELLAB 匯力
Testing & Research
Rooms 816, 1502, 1516 and 1701-2, Technology Park, 18 On Lai Street, Shatin. N.T., HK
Tel: 2898 7388 Fax: 2898 7076
Website:http://www.wellab.com.hk E-mail:wellab@wellab.com.hk

HOKLAS 083
TEST

TEST REPORT

APPLICANT: **Cinotech Consultants Limited**
RM 1710, Technology Park,
18 On Lai Street,
Shatin, N.T., Hong Kong

Laboratory No.:	14364-V2
Date of Issue:	2011-12-07
Date Received:	2011-10-18
Date Tested:	2011-10-18
Date Completed:	2011-10-24

Page: 1 of 4

ATTN: **Miss Mei Ling Tang**

Sample Description : 84 liquid samples as received by customer said to be marine water
Project No. : MA11050
Project Name : Baseline Environmental Monitoring for Hong Kong-Zhuhai-Marco Brige Hong Kong Projects - Investigation
Sampling Date : 2011-10-18

Test Requested & Methodology:

Item	Parameters	Ref. Method	Limit of Reporting
1	Suspended Solids (SS)	APHA 17ed 2540 D	*0.5 mg/L

Remark: 1) * Limit of Reporting is reported as Detection Limit

Results:

Sample Number	14364-1	14364-2	14364-3	14364-4	14364-5	14364-6
Sample ID	ST3-a	ST3-a	ST3-a	CS1-a	CS1-a	CS1-a
Sampling Depth	S	M	B	S	M	B
Tide	Mid-Ebb	Mid-Ebb	Mid-Ebb	Mid-Ebb	Mid-Ebb	Mid-Ebb
Suspended Solids (SS), mg/L	9.2	5.9	5.3	14	4.8	5.2

Sample Number	14364-7	14364-8	14364-9	14364-10	14364-11	14364-12
Sample ID	SR1-a	IS1-a	IS1-a	IS1-a	ST1-a	ST1-a
Sampling Depth	M	S	M	B	S	M
Tide	Mid-Ebb	Mid-Ebb	Mid-Ebb	Mid-Ebb	Mid-Ebb	Mid-Ebb
Suspended Solids (SS), mg/L	11	9.2	5.5	6.7	8.4	8.1

Remark: 1) < = less than
2) S = Surface, M = Middle, B = Bottom
3) This report supersedes the one dated 2011/11/23 with certificate number 14364-V1
4) The samples as received are chilled and kept in ice-box

****

PREPARED AND CHECKED BY:
For and On Behalf of **WELLAB Ltd.**

Approved Signatory: _____
Tse Siu Kei, Patrick
Laboratory Manager

This laboratory is accredited by Hong Kong Laboratory Accreditation Scheme (HOKLAS) for specific test and / or measurants and the results shown in this report have been determined in accordance with the laboratory's terms of accreditation. It may not be reproduced except with prior written approval from WELLAB LIMITED and the results relate only to the items calibrated or tested.

WELLAB 匯力
Testing & Research
Rooms 816, 1502, 1516 and 1701-2, Technology Park, 18 On Lai Street, Shatin. N.T., HK
Tel: 2898 7388 Fax: 2898 7076
Website:http://www.wellab.com.hk E-mail:wellab@wellab.com.hk

HKLAS 083
TEST

TEST REPORT

Laboratory No.:	14364-V2
Date of Issue:	2011-12-07
Date Received:	2011-10-18
Date Tested:	2011-10-18
Date Completed:	2011-10-24

Results:

Sample Number	14364-13	14364-14	14364-15	14364-16	14364-17	14364-18
Sample ID	ST1-a	IS2-a	IS2-a	IS2-a	IS3-a	IS3-a
Sampling Depth	B	S	M	B	S	B
Tide	Mid-Ebb	Mid-Ebb	Mid-Ebb	Mid-Ebb	Mid-Ebb	Mid-Ebb
Suspended Solids (SS), mg/L	11	14	8.1	8.2	15	16

Sample Number	14364-19	14364-20	14364-21	14364-22	14364-23	14364-24
Sample ID	SR2-a	SR3-a	IS(Mf)20-a	ST3-a	ST3-a	ST3-a
Sampling Depth	M	M	M	S	M	B
Tide	Mid-Ebb	Mid-Ebb	Mid-Ebb	Mid-Flood	Mid-Flood	Mid-Flood
Suspended Solids (SS), mg/L	17	16	9.3	8.1	7.4	9.1

Sample Number	14364-25	14364-26	14364-27	14364-28	14364-29	14364-30
Sample ID	CS1-a	CS1-a	CS1-a	SR1-a	IS1-a	IS1-a
Sampling Depth	S	M	B	M	S	M
Tide	Mid-Flood	Mid-Flood	Mid-Flood	Mid-Flood	Mid-Flood	Mid-Flood
Suspended Solids (SS), mg/L	9.1	6.5	7.4	16	10	9.8

Sample Number	14364-31	14364-32	14364-33	14364-34	14364-35	14364-36
Sample ID	IS1-a	ST1-a	ST1-a	ST1-a	IS2-a	IS2-a
Sampling Depth	B	S	M	B	S	M
Tide	Mid-Flood	Mid-Flood	Mid-Flood	Mid-Flood	Mid-Flood	Mid-Flood
Suspended Solids (SS), mg/L	14	11	9.1	9.7	7.9	11

Remark: 1) < = less than

2) S = Surface, M = Middle, B = Bottom

3) This report supersedes the one dated 2011/11/23 with certificate number 14364-V1

4) The samples as received are chilled and kept in ice-box

****

This laboratory is accredited by Hong Kong Laboratory Accreditation Scheme (HOKLAS) for specific test and / or measurants and the results shown in this report have been determined in accordance with the laboratory's terms of accreditation. It may not be reproduced except with prior written approval from WELLAB LIMITED and the results relate only to the items calibrated or tested.

WELLAB 匯力
Testing & Research
Rooms 816, 1502, 1516 and 1701-2, Technology Park, 18 On Lai Street, Shatin. N.T., HK
Tel: 2898 7388 Fax: 2898 7076
Website:http://www.wellab.com.hk E-mail:wellab@wellab.com.hk

HOKLAS 083
TEST

TEST REPORT

Laboratory No.:	14364-V2
Date of Issue:	2011-12-07
Date Received:	2011-10-18
Date Tested:	2011-10-18
Date Completed:	2011-10-24

Results:

Sample Number	14364-37	14364-38	14364-39	14364-40	14364-41	14364-42
Sample ID	IS2-a	IS3-a	IS3-a	SR2-a	SR3-a	IS(Mf)20-a
Sampling Depth	B	S	B	M	M	M
Tide	Mid-Flood	Mid-Flood	Mid-Flood	Mid-Flood	Mid-Flood	Mid-Flood
Suspended Solids (SS), mg/L	11	7.7	8.0	15	14	10

Sample Number	14364-43	14364-44	14364-45	14364-46	14364-47	14364-48
Sample ID	ST3-b	ST3-b	ST3-b	CS1-b	CS1-b	CS1-b
Sampling Depth	S	M	B	S	M	B
Tide	Mid-Ebb	Mid-Ebb	Mid-Ebb	Mid-Ebb	Mid-Ebb	Mid-Ebb
Suspended Solids (SS), mg/L	9.1	5.7	5.2	13	4.8	5.2

Sample Number	14364-49	14364-50	14364-51	14364-52	14364-53	14364-54
Sample ID	SR1-b	IS1-b	IS1-b	IS1-b	ST1-b	ST1-b
Sampling Depth	M	S	M	B	S	M
Tide	Mid-Ebb	Mid-Ebb	Mid-Ebb	Mid-Ebb	Mid-Ebb	Mid-Ebb
Suspended Solids (SS), mg/L	11	9.5	5.6	6.6	8.4	8.2

Sample Number	14364-55	14364-56	14364-57	14364-58	14364-59	14364-60
Sample ID	ST1-b	IS2-b	IS2-b	IS2-b	IS3-b	IS3-b
Sampling Depth	B	S	M	B	S	B
Tide	Mid-Ebb	Mid-Ebb	Mid-Ebb	Mid-Ebb	Mid-Ebb	Mid-Ebb
Suspended Solids (SS), mg/L	11	14	7.8	8.0	14	16

Remark: 1) < = less than

2) S = Surface, M = Middle, B = Bottom

3) This report supersedes the one dated 2011/11/23 with certificate number 14364-V1

4) The samples as received are chilled and kept in ice-box

****

This laboratory is accredited by Hong Kong Laboratory Accreditation Scheme (HOKLAS) for specific test and / or measurants and the results shown in this report have been determined in accordance with the laboratory's terms of accreditation. It may not be reproduced except with prior written approval from WELLAB LIMITED and the results relate only to the items calibrated or tested.

WELLAB 匯力
Testing & Research
Rooms 816, 1502, 1516 and 1701-2, Technology Park, 18 On Lai Street, Shatin, N.T., HK
Tel: 2898 7388 Fax: 2898 7076
Website:http://www.wellab.com.hk E-mail:wellab@wellab.com.hk

HOKLAS 083
TEST

TEST REPORT

Laboratory No.:	14364-V2
Date of Issue:	2011-12-07
Date Received:	2011-10-18
Date Tested:	2011-10-18
Date Completed:	2011-10-24

Results:

Sample Number	14364-61	14364-62	14364-63	14364-64	14364-65	14364-66
Sample ID	SR2-b	SR3-b	IS(Mf)20-b	ST3-b	ST3-b	ST3-b
Sampling Depth	M	M	M	S	M	B
Tide	Mid-Ebb	Mid-Ebb	Mid-Ebb	Mid-Flood	Mid-Flood	Mid-Flood
Suspended Solids (SS), mg/L	17	16	9.5	8.1	7.4	9.1

Sample Number	14364-67	14364-68	14364-69	14364-70	14364-71	14364-72
Sample ID	CS1-b	CS1-b	CS1-b	SR1-b	IS1-b	IS1-b
Sampling Depth	S	M	B	M	S	M
Tide	Mid-Flood	Mid-Flood	Mid-Flood	Mid-Flood	Mid-Flood	Mid-Flood
Suspended Solids (SS), mg/L	9.5	6.6	7.3	16	10	9.8

Sample Number	14364-73	14364-74	14364-75	14364-76	14364-77	14364-78
Sample ID	IS1-b	ST1-b	ST1-b	ST1-b	IS2-b	IS2-b
Sampling Depth	B	S	M	B	S	M
Tide	Mid-Flood	Mid-Flood	Mid-Flood	Mid-Flood	Mid-Flood	Mid-Flood
Suspended Solids (SS), mg/L	14	11	9.1	9.6	7.8	11

Sample Number	14364-79	14364-80	14364-81	14364-82	14364-83	14364-84
Sample ID	IS2-b	IS3-b	IS3-b	SR2-b	SR3-b	IS(Mf)20-b
Sampling Depth	B	S	B	M	M	M
Tide	Mid-Flood	Mid-Flood	Mid-Flood	Mid-Flood	Mid-Flood	Mid-Flood
Suspended Solids (SS), mg/L	11	7.5	8.1	14	15	10

Remark: 1) < = less than

2) S = Surface, M = Middle, B = Bottom

3) This report supersedes the one dated 2011/11/23 with certificate number 14364-V1

4) The samples as received are chilled and kept in ice-box

**********END OF REPORT**********

This laboratory is accredited by Hong Kong Laboratory Accreditation Scheme (HOKLAS) for specific test and / or measurants and the results shown in this report have been determined in accordance with the laboratory's terms of accreditation. It may not be reproduced except with prior written approval from WELLAB LIMITED and the results relate only to the items calibrated or tested.

WELLAB 匯力
Testing & Research
Rooms 816, 1502, 1516 and 1701-2, Technology Park, 18 On Lai Street, Shatin. N.T., HK
Tel: 2898 7388 Fax: 2898 7076
Website:http://www.wellab.com.hk E-mail:wellab@wellab.com.hk

HOKLAS 083
TEST

TEST REPORT

APPLICANT: **Cinotech Consultants Limited**
RM 1710, Technology Park,
18 On Lai Street,
Shatin, N.T., Hong Kong

Laboratory No.:	14365-V2
Date of Issue:	2011-12-07
Date Received:	2011-10-18
Date Tested:	2011-10-18
Date Completed:	2011-10-24

ATTN: **Miss Mei Ling Tang** Page: 1 of 4

Sample Description : 76 liquid samples as received by customer said to be marine water
Project No. : MA11050
Project Name : Baseline Environmental Monitoring for Hong Kong-Zhuhai-Marco Brige Hong Kong Projects - Investigation
Sampling Date : 2011-10-18

Test Requested & Methodology:

Item	Parameters	Ref. Method	Limit of Reporting
1	Suspended Solids (SS)	APHA 17ed 2540 D	*0.5 mg/L

Remark: 1) * Limit of Reporting is reported as Detection Limit

Results:

Sample Number	14365-1	14365-2	14365-3	14365-4	14365-5	14365-6
Sample ID	SR6-a	SR6-a	ST2-a	ST2-a	ST2-a	CS2-a
Sampling Depth	S	B	S	M	B	S
Tide	Mid-Ebb	Mid-Ebb	Mid-Ebb	Mid-Ebb	Mid-Ebb	Mid-Ebb
Suspended Solids (SS), mg/L	8.2	26	3.3	4.2	5.5	7.1

Sample Number	14365-7	14365-8	14365-9	14365-10	14365-11	14365-12
Sample ID	CS2-a	CS2-a	IS4-a	IS4-a	IS4-a	IS5-a
Sampling Depth	M	B	S	M	B	S
Tide	Mid-Ebb	Mid-Ebb	Mid-Ebb	Mid-Ebb	Mid-Ebb	Mid-Ebb
Suspended Solids (SS), mg/L	10	8.0	4.7	6.3	18	9.2

Remark: 1) < = less than
2) S = Surface, M = Middle, B = Bottom
3) This report supersedes the one dated 2011/11/23 with certificate number 14365-V1
4) The samples as received are chilled and kept in ice-box

****

PREPARED AND CHECKED BY:
For and On Behalf of **WELLAB Ltd.**

Approved Signatory: Patrick Tse
Tse Siu Kei, Patrick
Laboratory Manager

This laboratory is accredited by Hong Kong Laboratory Accreditation Scheme (HOKLAS) for specific test and / or measurants and the results shown in this report have been determined in accordance with the laboratory's terms of accreditation. It may not be reproduced except with prior written approval from WELLAB LIMITED and the results relate only to the items calibrated or tested.

WELLAB 匯力
Testing & Research
Rooms 816, 1502, 1516 and 1701-2, Technology Park, 18 On Lai Street, Shatin. N.T., HK
Tel: 2898 7388 Fax: 2898 7076
Website:http://www.wellab.com.hk E-mail:wellab@wellab.com.hk

HOKLAS 083
TEST

TEST REPORT

Laboratory No.:	14365-V2
Date of Issue:	2011-12-07
Date Received:	2011-10-18
Date Tested:	2011-10-18
Date Completed:	2011-10-24

Results:

Sample Number	14365-13	14365-14	14365-15	14365-16	14365-17	14365-18
Sample ID	IS5-a	IS5-a	IS(Mf)6-a	IS(Mf)6-a	IS7-a	IS7-a
Sampling Depth	M	B	S	B	S	B
Tide	Mid-Ebb	Mid-Ebb	Mid-Ebb	Mid-Ebb	Mid-Ebb	Mid-Ebb
Suspended Solids (SS), mg/L	8.0	8.8	11	13	6.9	13

Sample Number	14365-19	14365-20	14365-21	14365-22	14365-23	14365-24
Sample ID	IS(Mf)9-a	IS(Mf)9-a	SR6-a	SR6-a	ST2-a	ST2-a
Sampling Depth	S	B	S	B	S	M
Tide	Mid-Ebb	Mid-Ebb	Mid-Flood	Mid-Flood	Mid-Flood	Mid-Flood
Suspended Solids (SS), mg/L	8.2	7.8	6.3	6.1	8.5	7.0

Sample Number	14365-25	14365-26	14365-27	14365-28	14365-29	14365-30
Sample ID	ST2-a	CS2-a	CS2-a	CS2-a	IS4-a	IS4-a
Sampling Depth	B	S	M	B	S	M
Tide	Mid-Flood	Mid-Flood	Mid-Flood	Mid-Flood	Mid-Flood	Mid-Flood
Suspended Solids (SS), mg/L	7.7	8.5	13	9.2	8.9	8.5

Sample Number	14365-31	14365-32	14365-33	14365-34	14365-35	14365-36
Sample ID	IS4-a	IS5-a	IS5-a	IS5-a	IS(Mf)6-a	IS7-a
Sampling Depth	B	S	M	B	M	M
Tide	Mid-Flood	Mid-Flood	Mid-Flood	Mid-Flood	Mid-Flood	Mid-Flood
Suspended Solids (SS), mg/L	8.5	6.2	7.5	7.2	8.5	9.2

Remark: 1) < = less than

2) S = Surface, M = Middle, B = Bottom

3) This report supersedes the one dated 2011/11/23 with certificate number 14365-V1

4) The samples as received are chilled and kept in ice-box

****

This laboratory is accredited by Hong Kong Laboratory Accreditation Scheme (HOKLAS) for specific test and / or measurants and the results shown in this report have been determined in accordance with the laboratory's terms of accreditation. It may not be reproduced except with prior written approval from WELLAB LIMITED and the results relate only to the items calibrated or tested.

WELLAB 滙力
Testing & Research
Rooms 816, 1502, 1516 and 1701-2, Technology Park, 18 On Lai Street, Shatin. N.T., HK
Tel: 2898 7388 Fax: 2898 7076
Website:http://www.wellab.com.hk E-mail:wellab@wellab.com.hk

HOKLAS 083
TEST

TEST REPORT

Laboratory No.:	14365-V2
Date of Issue:	2011-12-07
Date Received:	2011-10-18
Date Tested:	2011-10-18
Date Completed:	2011-10-24

Results:

Sample Number	14365-37	14365-38	14365-39	14365-40	14365-41	14365-42
Sample ID	IS(Mf)9-a	IS(Mf)9-a	SR6-b	SR6-b	ST2-b	ST2-b
Sampling Depth	S	B	S	B	S	M
Tide	Mid-Flood	Mid-Flood	Mid-Ebb	Mid-Ebb	Mid-Ebb	Mid-Ebb
Suspended Solids (SS), mg/L	6.4	8.3	8.2	26	3.4	4.1

Sample Number	14365-43	14365-44	14365-45	14365-46	14365-47	14365-48
Sample ID	ST2-b	CS2-b	CS2-b	CS2-b	IS4-b	IS4-b
Sampling Depth	B	S	M	B	S	M
Tide	Mid-Ebb	Mid-Ebb	Mid-Ebb	Mid-Ebb	Mid-Ebb	Mid-Ebb
Suspended Solids (SS), mg/L	5.5	7.0	10	8.0	4.7	6.4

Sample Number	14365-49	14365-50	14365-51	14365-52	14365-53	14365-54
Sample ID	IS4-b	IS5-b	IS5-b	IS5-b	IS(Mf)6-b	IS(Mf)6-b
Sampling Depth	B	S	M	B	S	B
Tide	Mid-Ebb	Mid-Ebb	Mid-Ebb	Mid-Ebb	Mid-Ebb	Mid-Ebb
Suspended Solids (SS), mg/L	18	9.2	7.8	8.6	11	13

Sample Number	14365-55	14365-56	14365-57	14365-58	14365-59	14365-60
Sample ID	IS7-b	IS7-b	IS(Mf)9-b	IS(Mf)9-b	SR6-b	SR6-b
Sampling Depth	S	B	S	B	S	B
Tide	Mid-Ebb	Mid-Ebb	Mid-Ebb	Mid-Ebb	Mid-Flood	Mid-Flood
Suspended Solids (SS), mg/L	7.0	13	8.4	7.9	6.5	6.1

Remark: 1) < = less than

2) S = Surface, M = Middle, B = Bottom

3) This report supersedes the one dated 2011/11/23 with certificate number 14365-V1

4) The samples as received are chilled and kept in ice-box

****

This laboratory is accredited by Hong Kong Laboratory Accreditation Scheme (HOKLAS) for specific test and / or measurants and the results shown in this report have been determined in accordance with the laboratory's terms of accreditation. It may not be reproduced except with prior written approval from WELLAB LIMITED and the results relate only to the items calibrated or tested.

WELLAB 滙力
Testing & Research
Rooms 816, 1502, 1516 and 1701-2, Technology Park, 18 On Lai Street, Shatin. N.T., HK
Tel: 2898 7388 Fax: 2898 7076
Website:http://www.wellab.com.hk E-mail:wellab@wellab.com.hk

HOKLAS 083
TEST

TEST REPORT

Laboratory No.:	14365-V2
Date of Issue:	2011-12-07
Date Received:	2011-10-18
Date Tested:	2011-10-18
Date Completed:	2011-10-24

Results:

Sample Number	14365-61	14365-62	14365-63	14365-64	14365-65	14365-66
Sample ID	ST2-b	ST2-b	ST2-b	CS2-b	CS2-b	CS2-b
Sampling Depth	S	M	B	S	M	B
Tide	Mid-Flood	Mid-Flood	Mid-Flood	Mid-Flood	Mid-Flood	Mid-Flood
Suspended Solids (SS), mg/L	8.5	7.0	7.4	8.5	13	9.1

Sample Number	14365-67	14365-68	14365-69	14365-70	14365-71	14365-72
Sample ID	IS4-b	IS4-b	IS4-b	IS5-b	IS5-b	IS5-b
Sampling Depth	S	M	B	S	M	B
Tide	Mid-Flood	Mid-Flood	Mid-Flood	Mid-Flood	Mid-Flood	Mid-Flood
Suspended Solids (SS), mg/L	8.6	8.5	8.6	6.2	7.7	6.9

Sample Number	14365-73	14365-74	14365-75	14365-76
Sample ID	IS(Mf)6-b	IS7-b	IS(Mf)9-b	IS(Mf)9-b
Sampling Depth	M	M	S	B
Tide	Mid-Flood	Mid-Flood	Mid-Flood	Mid-Flood
Suspended Solids (SS), mg/L	8.5	9.3	6.1	8.2

Remark: 1) <= less than

2) S = Surface, M = Middle, B = Bottom

3) This report supersedes the one dated 2011/11/23 with certificate number 14365-V1

4) The samples as received are chilled and kept in ice-box

**********END OF REPORT**********

This laboratory is accredited by Hong Kong Laboratory Accreditation Scheme (HOKLAS) for specific test and / or measurants and the results shown in this report have been determined in accordance with the laboratory's terms of accreditation. It may not be reproduced except with prior written approval from WELLAB LIMITED and the results relate only to the items calibrated or tested.

WELLAB 匯力
Testing & Research
Rooms 816, 1502, 1516 and 1701-2, Technology Park, 18 On Lai Street, Shatin. N.T., HK
Tel: 2898 7388 Fax: 2898 7076
Website:http://www.wellab.com.hk E-mail:wellab@wellab.com.hk

HOKLAS 083
TEST

TEST REPORT

APPLICANT: **Cinotech Consultants Limited**
RM 1710, Technology Park,
18 On Lai Street,
Shatin, N.T., Hong Kong

Laboratory No.:	14366-V2
Date of Issue:	2011-12-07
Date Received:	2011-10-18
Date Tested:	2011-10-18
Date Completed:	2011-10-24

ATTN: **Miss Mei Ling Tang** Page: 1 of 6

Sample Description : 116 liquid samples as received by customer said to be marine water
Project No. : MA11050
Project Name : Baseline Environmental Monitoring for Hong Kong-Zhuhai-Marco Brige Hong Kong Projects - Investigation
Sampling Date : 2011-10-18

Test Requested & Methodology:

Item	Parameters	Ref. Method	Limit of Reporting
1	Suspended Solids (SS)	APHA 17ed 2540 D	*0.5 mg/L

Remark: 1) * Limit of Reporting is reported as Detection Limit

Results:

Sample Number	14366-1	14366-2	14366-3	14366-4	14366-5	14366-6
Sample ID	SR4-a	SR4-a	IS8-a	IS8-a	IS17-a	IS17-a
Sampling Depth	S	B	S	B	S	M
Tide	Mid-Ebb	Mid-Ebb	Mid-Ebb	Mid-Ebb	Mid-Ebb	Mid-Ebb
Suspended Solids (SS), mg/L	7.9	6.8	7.8	12	8.2	13

Sample Number	14366-7	14366-8	14366-9	14366-10	14366-11	14366-12
Sample ID	IS17-a	GG1-a	GG1-a	GG1-a	SR7-a	SR7-a
Sampling Depth	B	S	M	B	S	B
Tide	Mid-Ebb	Mid-Ebb	Mid-Ebb	Mid-Ebb	Mid-Ebb	Mid-Ebb
Suspended Solids (SS), mg/L	9.3	6.3	9.3	7.1	7.5	12

Remark: 1) < = less than
2) S = Surface, M = Middle, B = Bottom
3) This report supersedes the one dated 2011/11/23 with certificate number 14366-V1
4) The samples as received are chilled and kept in ice-box

****

PREPARED AND CHECKED BY:
For and On Behalf of **WELLAB Ltd.**

Approved Signatory: _____
Tse Siu Kei, Patrick
Laboratory Manager

This laboratory is accredited by Hong Kong Laboratory Accreditation Scheme (HOKLAS) for specific test and / or measurants and the results shown in this report have been determined in accordance with the laboratory's terms of accreditation. It may not be reproduced except with prior written approval from WELLAB LIMITED and the results relate only to the items calibrated or tested.

WELLAB 匯力
Testing & Research
Rooms 816, 1502, 1516 and 1701-2, Technology Park, 18 On Lai Street, Shatin. N.T., HK
Tel: 2898 7388 Fax: 2898 7076
Website:http://www.wellab.com.hk E-mail:wellab@wellab.com.hk

HOKLAS 083
TEST

TEST REPORT

Laboratory No.:	14366-V2
Date of Issue:	2011-12-07
Date Received:	2011-10-18
Date Tested:	2011-10-18
Date Completed:	2011-10-24

Results:

Sample Number	14366-13	14366-14	14366-15	14366-16	14366-17	14366-18
Sample ID	IS10-a	IS10-a	IS10-a	IS(Mf)16-a	IS(Mf)16-a	IS(Mf)16-a
Sampling Depth	S	M	B	S	M	B
Tide	Mid-Ebb	Mid-Ebb	Mid-Ebb	Mid-Ebb	Mid-Ebb	Mid-Ebb
Suspended Solids (SS), mg/L	9.0	31	7.7	9.8	7.5	12

Sample Number	14366-19	14366-20	14366-21	14366-22	14366-23	14366-24
Sample ID	IS(Mf)11-a	IS(Mf)11-a	IS(Mf)11-a	SR5-a	SR5-a	CS(Mf)3-a
Sampling Depth	S	M	B	S	B	S
Tide	Mid-Ebb	Mid-Ebb	Mid-Ebb	Mid-Ebb	Mid-Ebb	Mid-Ebb
Suspended Solids (SS), mg/L	8.5	11	11	9.4	5.8	6.0

Sample Number	14366-25	14366-26	14366-27	14366-28	14366-29	14366-30
Sample ID	CS(Mf)3-a	CS(Mf)3-a	CS4-a	CS4-a	CS4-a	SR4-a
Sampling Depth	M	B	S	M	B	S
Tide	Mid-Ebb	Mid-Ebb	Mid-Ebb	Mid-Ebb	Mid-Ebb	Mid-Flood
Suspended Solids (SS), mg/L	8.5	7.4	9.5	10	7.2	11

Sample Number	14366-31	14366-32	14366-33	14366-34	14366-35	14366-36
Sample ID	SR4-a	IS8-a	IS8-a	IS17-a	IS17-a	IS17-a
Sampling Depth	B	S	B	S	M	B
Tide	Mid-Flood	Mid-Flood	Mid-Flood	Mid-Flood	Mid-Flood	Mid-Flood
Suspended Solids (SS), mg/L	11	10	7.4	6.0	6.9	7.4

Remark: 1) < = less than

2) S = Surface, M = Middle, B = Bottom

3) This report supersedes the one dated 2011/11/23 with certificate number 14366-V1

4) The samples as received are chilled and kept in ice-box

****

This laboratory is accredited by Hong Kong Laboratory Accreditation Scheme (HOKLAS) for specific test and / or measurants and the results shown in this report have been determined in accordance with the laboratory's terms of accreditation. It may not be reproduced except with prior written approval from WELLAB LIMITED and the results relate only to the items calibrated or tested.

WELLAB 匯力
Testing & Research
Rooms 816, 1502, 1516 and 1701-2, Technology Park, 18 On Lai Street, Shatin. N.T., HK
Tel: 2898 7388 Fax: 2898 7076
Website:http://www.wellab.com.hk E-mail:wellab@wellab.com.hk

HOKLAS 083
TEST

TEST REPORT

Laboratory No.:	14366-V2
Date of Issue:	2011-12-07
Date Received:	2011-10-18
Date Tested:	2011-10-18
Date Completed:	2011-10-24

Results:

Sample Number	14366-37	14366-38	14366-39	14366-40	14366-41	14366-42
Sample ID	GG1-a	GG1-a	GG1-a	SR7-a	SR7-a	IS10-a
Sampling Depth	S	M	B	S	B	S
Tide	Mid-Flood	Mid-Flood	Mid-Flood	Mid-Flood	Mid-Flood	Mid-Flood
Suspended Solids (SS), mg/L	19	6.3	8.4	6.5	4.9	9.1

Sample Number	14366-43	14366-44	14366-45	14366-46	14366-47	14366-48
Sample ID	IS10-a	IS10-a	IS(Mf)16-a	IS(Mf)16-a	IS(Mf)16-a	IS(Mf)11-a
Sampling Depth	M	B	S	M	B	S
Tide	Mid-Flood	Mid-Flood	Mid-Flood	Mid-Flood	Mid-Flood	Mid-Flood
Suspended Solids (SS), mg/L	7.4	5.1	6.2	7.5	7.5	8.3

Sample Number	14366-49	14366-50	14366-51	14366-52	14366-53	14366-54
Sample ID	IS(Mf)11-a	IS(Mf)11-a	SR5-a	SR5-a	CS(Mf)3-a	CS(Mf)3-a
Sampling Depth	M	B	S	B	S	M
Tide	Mid-Flood	Mid-Flood	Mid-Flood	Mid-Flood	Mid-Flood	Mid-Flood
Suspended Solids (SS), mg/L	5.8	5.7	6.1	8.2	10	11

Sample Number	14366-55	14366-56	14366-57	14366-58	14366-59	14366-60
Sample ID	CS(Mf)3-a	CS4-a	CS4-a	CS4-a	SR4-b	SR4-b
Sampling Depth	B	S	M	B	S	B
Tide	Mid-Flood	Mid-Flood	Mid-Flood	Mid-Flood	Mid-Ebb	Mid-Ebb
Suspended Solids (SS), mg/L	11	9.1	9.6	8.6	7.8	6.8

Remark: 1) < = less than

2) S = Surface, M = Middle, B = Bottom

3) This report supersedes the one dated 2011/11/23 with certificate number 14366-V1

4) The samples as received are chilled and kept in ice-box

****

This laboratory is accredited by Hong Kong Laboratory Accreditation Scheme (HOKLAS) for specific test and / or measurants and the results shown in this report have been determined in accordance with the laboratory's terms of accreditation. It may not be reproduced except with prior written approval from WELLAB LIMITED and the results relate only to the items calibrated or tested.

WELLAB 匯力
Testing & Research
Rooms 816, 1502, 1516 and 1701-2, Technology Park, 18 On Lai Street, Shatin. N.T., HK
Tel: 2898 7388 Fax: 2898 7076
Website:http://www.wellab.com.hk E-mail:wellab@wellab.com.hk

HOKLAS 083
TEST

TEST REPORT

Laboratory No.:	14366-V2
Date of Issue:	2011-12-07
Date Received:	2011-10-18
Date Tested:	2011-10-18
Date Completed:	2011-10-24

Results:

Sample Number	14366-61	14366-62	14366-63	14366-64	14366-65	14366-66
Sample ID	IS8-b	IS8-b	IS17-b	IS17-b	IS17-b	GG1-b
Sampling Depth	S	B	S	M	B	S
Tide	Mid-Ebb	Mid-Ebb	Mid-Ebb	Mid-Ebb	Mid-Ebb	Mid-Ebb
Suspended Solids (SS), mg/L	7.9	12	8.0	13	9.2	6.3

Sample Number	14366-67	14366-68	14366-69	14366-70	14366-71	14366-72
Sample ID	GG1-b	GG1-b	SR7-b	SR7-b	IS10-b	IS10-b
Sampling Depth	M	B	S	B	S	M
Tide	Mid-Ebb	Mid-Ebb	Mid-Ebb	Mid-Ebb	Mid-Ebb	Mid-Ebb
Suspended Solids (SS), mg/L	9.5	7.1	7.4	12	8.7	31

Sample Number	14366-73	14366-74	14366-75	14366-76	14366-77	14366-78
Sample ID	IS10-b	IS(Mf)16-b	IS(Mf)16-b	IS(Mf)16-b	IS(Mf)11-b	IS(Mf)11-b
Sampling Depth	B	S	M	B	S	M
Tide	Mid-Ebb	Mid-Ebb	Mid-Ebb	Mid-Ebb	Mid-Ebb	Mid-Ebb
Suspended Solids (SS), mg/L	8.0	10	7.6	12	8.5	11

Sample Number	14366-79	14366-80	14366-81	14366-82	14366-83	14366-84
Sample ID	IS(Mf)11-b	SR5-b	SR5-b	CS(Mf)3-b	CS(Mf)3-b	CS(Mf)3-b
Sampling Depth	B	S	B	S	M	B
Tide	Mid-Ebb	Mid-Ebb	Mid-Ebb	Mid-Ebb	Mid-Ebb	Mid-Ebb
Suspended Solids (SS), mg/L	12	9.9	5.7	6.0	8.7	7.4

Remark: 1) < = less than

2) S = Surface, M = Middle, B = Bottom

3) This report supersedes the one dated 2011/11/23 with certificate number 14366-V1

4) The samples as received are chilled and kept in ice-box

****

This laboratory is accredited by Hong Kong Laboratory Accreditation Scheme (HOKLAS) for specific test and / or measurants and the results shown in this report have been determined in accordance with the laboratory's terms of accreditation. It may not be reproduced except with prior written approval from WELLAB LIMITED and the results relate only to the items calibrated or tested.

WELLAB 匯力
Testing & Research
Rooms 816, 1502, 1516 and 1701-2, Technology Park, 18 On Lai Street, Shatin. N.T., HK
Tel: 2898 7388 Fax: 2898 7076
Website:http://www.wellab.com.hk E-mail:wellab@wellab.com.hk

HOKLAS 083
TEST

TEST REPORT

Laboratory No.:	14366-V2
Date of Issue:	2011-12-07
Date Received:	2011-10-18
Date Tested:	2011-10-18
Date Completed:	2011-10-24

Results:

Sample Number	14366-85	14366-86	14366-87	14366-88	14366-89	14366-90
Sample ID	CS4-b	CS4-b	CS4-b	SR4-b	SR4-b	IS8-b
Sampling Depth	S	M	B	S	B	S
Tide	Mid-Ebb	Mid-Ebb	Mid-Ebb	Mid-Flood	Mid-Flood	Mid-Flood
Suspended Solids (SS), mg/L	9.9	10	7.3	11	11	10

Sample Number	14366-91	14366-92	14366-93	14366-94	14366-95	14366-96
Sample ID	IS8-b	IS17-b	IS17-b	IS17-b	GG1-b	GG1-b
Sampling Depth	B	S	M	B	S	M
Tide	Mid-Flood	Mid-Flood	Mid-Flood	Mid-Flood	Mid-Flood	Mid-Flood
Suspended Solids (SS), mg/L	7.5	6.2	6.9	7.7	19	6.2

Sample Number	14366-97	14366-98	14366-99	14366-100	14366-101	14366-102
Sample ID	GG1-b	SR7-b	SR7-b	IS10-b	IS10-b	IS10-b
Sampling Depth	B	S	B	S	M	B
Tide	Mid-Flood	Mid-Flood	Mid-Flood	Mid-Flood	Mid-Flood	Mid-Flood
Suspended Solids (SS), mg/L	8.2	6.5	4.8	9.1	7.5	5.0

Sample Number	14366-103	14366-104	14366-105	14366-106	14366-107	14366-108
Sample ID	IS(Mf)16-b	IS(Mf)16-b	IS(Mf)16-b	IS(Mf)11-b	IS(Mf)11-b	IS(Mf)11-b
Sampling Depth	S	M	B	S	M	B
Tide	Mid-Flood	Mid-Flood	Mid-Flood	Mid-Flood	Mid-Flood	Mid-Flood
Suspended Solids (SS), mg/L	6.2	7.5	7.6	8.3	5.6	5.7

Remark: 1) < = less than

2) S = Surface, M = Middle, B = Bottom

3) This report supersedes the one dated 2011/11/23 with certificate number 14366-V1

4) The samples as received are chilled and kept in ice-box

****

This laboratory is accredited by Hong Kong Laboratory Accreditation Scheme (HOKLAS) for specific test and / or measurants and the results shown in this report have been determined in accordance with the laboratory's terms of accreditation. It may not be reproduced except with prior written approval from WELLAB LIMITED and the results relate only to the items calibrated or tested.

WELLAB 匯力
Testing & Research
Rooms 816, 1502, 1516 and 1701-2, Technology Park, 18 On Lai Street, Shatin. N.T., HK
Tel: 2898 7388 Fax: 2898 7076
Website:http://www.wellab.com.hk E-mail:wellab@wellab.com.hk

HOKLAS 083
TEST

TEST REPORT

Laboratory No.:	14366-V2
Date of Issue:	2011-12-07
Date Received:	2011-10-18
Date Tested:	2011-10-18
Date Completed:	2011-10-24

Results:

Sample Number	14366-109	14366-110	14366-111	14366-112	14366-113	14366-114
Sample ID	SR5-b	SR5-b	CS(Mf)3-b	CS(Mf)3-b	CS(Mf)3-b	CS4-b
Sampling Depth	S	B	S	M	B	S
Tide	Mid-Flood	Mid-Flood	Mid-Flood	Mid-Flood	Mid-Flood	Mid-Flood
Suspended Solids (SS), mg/L	6.0	8.0	10	12	11	9.2

Sample Number	14366-115	14366-116
Sample ID	CS4-b	CS4-b
Sampling Depth	M	B
Tide	Mid-Flood	Mid-Flood
Suspended Solids (SS), mg/L	9.7	8.7

Remark: 1) < = less than

2) S = Surface, M = Middle, B = Bottom

3) This report supersedes the one dated 2011/11/23 with certificate number 14366-V1

4) The samples as received are chilled and kept in ice-box

**********END OF REPORT**********

This laboratory is accredited by Hong Kong Laboratory Accreditation Scheme (HOKLAS) for specific test and / or measurants and the results shown in this report have been determined in accordance with the laboratory's terms of accreditation. It may not be reproduced except with prior written approval from WELLAB LIMITED and the results relate only to the items calibrated or tested.

WELLAB 匯力
Testing & Research
Rooms 816, 1502, 1516 and 1701-2, Technology Park, 18 On Lai Street, Shatin. N.T., HK
Tel: 2898 7388 Fax: 2898 7076
Website:http://www.wellab.com.hk E-mail:wellab@wellab.com.hk

HOKLAS 083
TEST

TEST REPORT

APPLICANT: **Cinotech Consultants Limited**
RM 1710, Technology Park,
18 On Lai Street,
Shatin, N.T., Hong Kong

Laboratory No.:	14367-V2
Date of Issue:	2011-12-07
Date Received:	2011-10-18
Date Tested:	2011-10-18
Date Completed:	2011-10-24

ATTN: **Miss Mei Ling Tang** Page: 1 of 6

Sample Description : 124 liquid samples as received by customer said to be marine water
Project No. : MA11050
Project Name : Baseline Environmental Monitoring for Hong Kong-Zhuhai-Marco Brige Hong Kong Projects - Investigation
Sampling Date : 2011-10-18

Test Requested & Methodology:

Item	Parameters	Ref. Method	Limit of Reporting
1	Suspended Solids (SS)	APHA 17ed 2540 D	*0.5 mg/L

Remark: 1) * Limit of Reporting is reported as Detection Limit

Results:

Sample Number	14367-1	14367-2	14367-3	14367-4	14367-5	14367-6
Sample ID	SR10A-a	SR10A-a	SR10A-a	SR10B-a	SR10B-a	SR10B-a
Sampling Depth	S	M	B	S	M	B
Tide	Mid-Ebb	Mid-Ebb	Mid-Ebb	Mid-Ebb	Mid-Ebb	Mid-Ebb
Suspended Solids (SS), mg/L	9.2	5.8	6.4	6.4	6.3	6.9

Sample Number	14367-7	14367-8	14367-9	14367-10	14367-11	14367-12
Sample ID	CSA-a	CSA-a	CSA-a	CS6-a	CS6-a	CS6-a
Sampling Depth	S	M	B	S	M	B
Tide	Mid-Ebb	Mid-Ebb	Mid-Ebb	Mid-Ebb	Mid-Ebb	Mid-Ebb
Suspended Solids (SS), mg/L	8.9	7.9	9.6	8.8	12	8.6

Remark: 1) < = less than
2) S = Surface, M = Middle, B = Bottom
3) This report supersedes the one dated 2011/11/23 with certificate number 14367-V1
4) The samples as received are chilled and kept in ice-box

****

PREPARED AND CHECKED BY:
For and On Behalf of **WELLAB Ltd.**

Approved Signatory: Patrick Tse
Tse Siu Kei, Patrick
Laboratory Manager

This laboratory is accredited by Hong Kong Laboratory Accreditation Scheme (HOKLAS) for specific test and / or measurants and the results shown in this report have been determined in accordance with the laboratory's terms of accreditation. It may not be reproduced except with prior written approval from WELLAB LIMITED and the results relate only to the items calibrated or tested.

WELLAB 匯力
Testing & Research
Rooms 816, 1502, 1516 and 1701-2, Technology Park, 18 On Lai Street, Shatin. N.T., HK
Tel: 2898 7388 Fax: 2898 7076
Website:http://www.wellab.com.hk E-mail:wellab@wellab.com.hk

HOKLAS 083
TEST

TEST REPORT

Laboratory No.:	14367-V2
Date of Issue:	2011-12-07
Date Received:	2011-10-18
Date Tested:	2011-10-18
Date Completed:	2011-10-24

Results:

Sample Number	14367-13	14367-14	14367-15	14367-16	14367-17	14367-18
Sample ID	SR8-a	SR8-a	SR9-a	SR9-a	IS15-a	IS15-a
Sampling Depth	S	B	S	B	S	M
Tide	Mid-Ebb	Mid-Ebb	Mid-Ebb	Mid-Ebb	Mid-Ebb	Mid-Ebb
Suspended Solids (SS), mg/L	9.1	7.5	8.6	7.5	6.8	7.1

Sample Number	14367-19	14367-20	14367-21	14367-22	14367-23	14367-24
Sample ID	IS15-a	IS13-a	IS13-a	IS13-a	IS12-a	IS12-a
Sampling Depth	B	S	M	B	S	M
Tide	Mid-Ebb	Mid-Ebb	Mid-Ebb	Mid-Ebb	Mid-Ebb	Mid-Ebb
Suspended Solids (SS), mg/L	7.9	6.2	12	5.7	4.7	4.3

Sample Number	14367-25	14367-26	14367-27	14367-28	14367-29	14367-30
Sample ID	IS12-a	IS14-a	IS14-a	IS14-a	CS(Mf)5-a	CS(Mf)5-a
Sampling Depth	B	S	M	B	S	M
Tide	Mid-Ebb	Mid-Ebb	Mid-Ebb	Mid-Ebb	Mid-Ebb	Mid-Ebb
Suspended Solids (SS), mg/L	6.2	4.2	4.2	5.6	3.8	5.9

Sample Number	14367-31	14367-32	14367-33	14367-34	14367-35	14367-36
Sample ID	CS(Mf)5-a	SR10A-a	SR10A-a	SR10A-a	SR10B-a	SR10B-a
Sampling Depth	B	S	M	B	S	M
Tide	Mid-Ebb	Mid-Flood	Mid-Flood	Mid-Flood	Mid-Flood	Mid-Flood
Suspended Solids (SS), mg/L	4.7	6.0	10	12	8.6	6.6

Remark: 1) < = less than

2) S = Surface, M = Middle, B = Bottom

3) This report supersedes the one dated 2011/11/23 with certificate number 14367-V1

4) The samples as received are chilled and kept in ice-box

****

This laboratory is accredited by Hong Kong Laboratory Accreditation Scheme (HOKLAS) for specific test and / or measurants and the results shown in this report have been determined in accordance with the laboratory's terms of accreditation. It may not be reproduced except with prior written approval from WELLAB LIMITED and the results relate only to the items calibrated or tested.

WELLAB 匯力
Testing & Research
Rooms 816, 1502, 1516 and 1701-2, Technology Park, 18 On Lai Street, Shatin. N.T., HK
Tel: 2898 7388 Fax: 2898 7076
Website:http://www.wellab.com.hk E-mail:wellab@wellab.com.hk

HOKLAS 083
TEST

TEST REPORT

Laboratory No.:	14367-V2
Date of Issue:	2011-12-07
Date Received:	2011-10-18
Date Tested:	2011-10-18
Date Completed:	2011-10-24

Results:

Sample Number	14367-37	14367-38	14367-39	14367-40	14367-41	14367-42
Sample ID	SR10B-a	CSA-a	CSA-a	CSA-a	CS6-a	CS6-a
Sampling Depth	B	S	M	B	S	M
Tide	Mid-Flood	Mid-Flood	Mid-Flood	Mid-Flood	Mid-Flood	Mid-Flood
Suspended Solids (SS), mg/L	7.9	8.7	8.1	9.3	13	7.4

Sample Number	14367-43	14367-44	14367-45	14367-46	14367-47	14367-48
Sample ID	CS6-a	SR8-a	SR8-a	SR9-a	SR9-a	IS15-a
Sampling Depth	B	S	B	S	B	S
Tide	Mid-Flood	Mid-Flood	Mid-Flood	Mid-Flood	Mid-Flood	Mid-Flood
Suspended Solids (SS), mg/L	9.3	8.9	8.0	7.1	6.5	8.5

Sample Number	14367-49	14367-50	14367-51	14367-52	14367-53	14367-54
Sample ID	IS15-a	IS15-a	IS13-a	IS13-a	IS13-a	IS12-a
Sampling Depth	M	B	S	M	B	S
Tide	Mid-Flood	Mid-Flood	Mid-Flood	Mid-Flood	Mid-Flood	Mid-Flood
Suspended Solids (SS), mg/L	10	7.2	12	4.4	6.3	3.5

Sample Number	14367-55	14367-56	14367-57	14367-58	14367-59	14367-60
Sample ID	IS12-a	IS12-a	IS14-a	IS14-a	IS14-a	CS(Mf)5-a
Sampling Depth	M	B	S	M	B	S
Tide	Mid-Flood	Mid-Flood	Mid-Flood	Mid-Flood	Mid-Flood	Mid-Flood
Suspended Solids (SS), mg/L	2.9	6.5	11	7.2	6.3	7.1

Remark: 1) < = less than

2) S = Surface, M = Middle, B = Bottom

3) This report supersedes the one dated 2011/11/23 with certificate number 14367-V1

4) The samples as received are chilled and kept in ice-box

****

This laboratory is accredited by Hong Kong Laboratory Accreditation Scheme (HOKLAS) for specific test and / or measurants and the results shown in this report have been determined in accordance with the laboratory's terms of accreditation. It may not be reproduced except with prior written approval from WELLAB LIMITED and the results relate only to the items calibrated or tested.

WELLAB 匯力
Testing & Research
Rooms 816, 1502, 1516 and 1701-2, Technology Park, 18 On Lai Street, Shatin. N.T., HK
Tel: 2898 7388 Fax: 2898 7076
Website:http://www.wellab.com.hk E-mail:wellab@wellab.com.hk

HOKLAS 083
TEST

TEST REPORT

Laboratory No.:	14367-V2
Date of Issue:	2011-12-07
Date Received:	2011-10-18
Date Tested:	2011-10-18
Date Completed:	2011-10-24

Results:

Sample Number	14367-61	14367-62	14367-63	14367-64	14367-65	14367-66
Sample ID	CS(Mf)5-a	CS(Mf)5-a	SR10A-b	SR10A-b	SR10A-b	SR10B-b
Sampling Depth	M	B	S	M	B	S
Tide	Mid-Flood	Mid-Flood	Mid-Ebb	Mid-Ebb	Mid-Ebb	Mid-Ebb
Suspended Solids (SS), mg/L	11	12	9.3	5.9	6.1	6.4

Sample Number	14367-67	14367-68	14367-69	14367-70	14367-71	14367-72
Sample ID	SR10B-b	SR10B-b	CSA-b	CSA-b	CSA-b	CS6-b
Sampling Depth	M	B	S	M	B	S
Tide	Mid-Ebb	Mid-Ebb	Mid-Ebb	Mid-Ebb	Mid-Ebb	Mid-Ebb
Suspended Solids (SS), mg/L	6.2	7.0	8.8	7.7	10	8.8

Sample Number	14367-73	14367-74	14367-75	14367-76	14367-77	14367-78
Sample ID	CS6-b	CS6-b	SR8-b	SR8-b	SR9-b	SR9-b
Sampling Depth	M	B	S	B	S	B
Tide	Mid-Ebb	Mid-Ebb	Mid-Ebb	Mid-Ebb	Mid-Ebb	Mid-Ebb
Suspended Solids (SS), mg/L	12	8.8	9.3	7.4	8.8	7.2

Sample Number	14367-79	14367-80	14367-81	14367-82	14367-83	14367-84
Sample ID	IS15-b	IS15-b	IS15-b	IS13-b	IS13-b	IS13-b
Sampling Depth	S	M	B	S	M	B
Tide	Mid-Ebb	Mid-Ebb	Mid-Ebb	Mid-Ebb	Mid-Ebb	Mid-Ebb
Suspended Solids (SS), mg/L	6.8	7.2	7.8	6.2	12	5.6

Remark: 1) < = less than

2) S = Surface, M = Middle, B = Bottom

3) This report supersedes the one dated 2011/11/23 with certificate number 14367-V1

4) The samples as received are chilled and kept in ice-box

****

This laboratory is accredited by Hong Kong Laboratory Accreditation Scheme (HOKLAS) for specific test and / or measurants and the results shown in this report have been determined in accordance with the laboratory's terms of accreditation. It may not be reproduced except with prior written approval from WELLAB LIMITED and the results relate only to the items calibrated or tested.

WELLAB 匯力
Testing & Research
Rooms 816, 1502, 1516 and 1701-2, Technology Park, 18 On Lai Street, Shatin. N.T., HK
Tel: 2898 7388 Fax: 2898 7076
Website:http://www.wellab.com.hk E-mail:wellab@wellab.com.hk

HOKLAS 083
TEST

TEST REPORT

Laboratory No.:	14367-V2
Date of Issue:	2011-12-07
Date Received:	2011-10-18
Date Tested:	2011-10-18
Date Completed:	2011-10-24

Results:

Sample Number	14367-85	14367-86	14367-87	14367-88	14367-89	14367-90
Sample ID	IS12-b	IS12-b	IS12-b	IS14-b	IS14-b	IS14-b
Sampling Depth	S	M	B	S	M	B
Tide	Mid-Ebb	Mid-Ebb	Mid-Ebb	Mid-Ebb	Mid-Ebb	Mid-Ebb
Suspended Solids (SS), mg/L	4.8	4.4	6.3	4.2	4.3	5.7

Sample Number	14367-91	14367-92	14367-93	14367-94	14367-95	14367-96
Sample ID	CS(Mf)5-b	CS(Mf)5-b	CS(Mf)5-b	SR10A-b	SR10A-b	SR10A-b
Sampling Depth	S	M	B	S	M	B
Tide	Mid-Ebb	Mid-Ebb	Mid-Ebb	Mid-Flood	Mid-Flood	Mid-Flood
Suspended Solids (SS), mg/L	3.8	6.1	4.6	6.2	10	13

Sample Number	14367-97	14367-98	14367-99	14367-100	14367-101	14367-102
Sample ID	SR10B-b	SR10B-b	SR10B-b	CSA-b	CSA-b	CSA-b
Sampling Depth	S	M	B	S	M	B
Tide	Mid-Flood	Mid-Flood	Mid-Flood	Mid-Flood	Mid-Flood	Mid-Flood
Suspended Solids (SS), mg/L	8.6	6.5	7.8	8.9	7.9	9.2

Sample Number	14367-103	14367-104	14367-105	14367-106	14367-107	14367-108
Sample ID	CS6-b	CS6-b	CS6-b	SR8-b	SR8-b	SR9-b
Sampling Depth	S	M	B	S	B	S
Tide	Mid-Flood	Mid-Flood	Mid-Flood	Mid-Flood	Mid-Flood	Mid-Flood
Suspended Solids (SS), mg/L	13	7.7	9.6	9.0	7.9	7.3

Remark: 1) < = less than

2) S = Surface, M = Middle, B = Bottom

3) This report supersedes the one dated 2011/11/23 with certificate number 14367-V1

4) The samples as received are chilled and kept in ice-box

****

This laboratory is accredited by Hong Kong Laboratory Accreditation Scheme (HOKLAS) for specific test and / or measurants and the results shown in this report have been determined in accordance with the laboratory's terms of accreditation. It may not be reproduced except with prior written approval from WELLAB LIMITED and the results relate only to the items calibrated or tested.

WELLAB 匯力
Testing & Research
Rooms 816, 1502, 1516 and 1701-2, Technology Park, 18 On Lai Street, Shatin. N.T., HK
Tel: 2898 7388 Fax: 2898 7076
Website:http://www.wellab.com.hk E-mail:wellab@wellab.com.hk

HOKLAS 083
TEST

TEST REPORT

Laboratory No.:	14367-V2
Date of Issue:	2011-12-07
Date Received:	2011-10-18
Date Tested:	2011-10-18
Date Completed:	2011-10-24

Results:

Sample Number	14367-109	14367-110	14367-111	14367-112	14367-113	14367-114
Sample ID	SR9-b	IS15-b	IS15-b	IS15-b	IS13-b	IS13-b
Sampling Depth	B	S	M	B	S	M
Tide	Mid-Flood	Mid-Flood	Mid-Flood	Mid-Flood	Mid-Flood	Mid-Flood
Suspended Solids (SS), mg/L	6.5	8.6	9.9	6.9	12	4.4

Sample Number	14367-115	14367-116	14367-117	14367-118	14367-119	14367-120
Sample ID	IS13-b	IS12-b	IS12-b	IS12-b	IS14-b	IS14-b
Sampling Depth	B	S	M	B	S	M
Tide	Mid-Flood	Mid-Flood	Mid-Flood	Mid-Flood	Mid-Flood	Mid-Flood
Suspended Solids (SS), mg/L	6.3	3.4	2.8	6.6	11	7.2

Sample Number	14367-121	14367-122	14367-123	14367-124
Sample ID	IS14-b	CS(Mf)5-b	CS(Mf)5-b	CS(Mf)5-b
Sampling Depth	B	S	M	B
Tide	Mid-Flood	Mid-Flood	Mid-Flood	Mid-Flood
Suspended Solids (SS), mg/L	6.2	7.2	11	12

Remark: 1) < = less than

2) S = Surface, M = Middle, B = Bottom

3) This report supersedes the one dated 2011/11/23 with certificate number 14367-V1

4) The samples as received are chilled and kept in ice-box

**********END OF REPORT**********

This laboratory is accredited by Hong Kong Laboratory Accreditation Scheme (HOKLAS) for specific test and / or measurants and the results shown in this report have been determined in accordance with the laboratory's terms of accreditation. It may not be reproduced except with prior written approval from WELLAB LIMITED and the results relate only to the items calibrated or tested.

WELLAB 匯力
Testing & Research
Rooms 816, 1502, 1516 and 1701-2, Technology Park, 18 On Lai Street, Shatin. N.T., HK
Tel: 2898 7388 Fax: 2898 7076
Website:http://www.wellab.com.hk E-mail:wellab@wellab.com.hk

HOKLAS 083
TEST

TEST REPORT

APPLICANT: **Cinotech Consultants Limited**
RM 1710, Technology Park,
18 On Lai Street,
Shatin, N.T., Hong Kong

Laboratory No.:	14399-V2
Date of Issue:	2011-12-07
Date Received:	2011-10-22
Date Tested:	2011-10-22
Date Completed:	2011-10-28

ATTN: **Miss Mei Ling Tang** Page: 1 of 4

Sample Description : 84 liquid samples as received by customer said to be marine water
Project No. : MA11050
Project Name : Baseline Environmental Monitoring for Hong Kong-Zhuhai-Marco Brige Hong Kong Projects - Investigation
Sampling Date : 2011-10-22

Test Requested & Methodology:

Item	Parameters	Ref. Method	Limit of Reporting
1	Suspended Solids (SS)	APHA 17ed 2540 D	*0.5 mg/L

Remark: 1) * Limit of Reporting is reported as Detection Limit

Results:

Sample Number	14399-10	14399-11	14399-12	14399-4	14399-5	14399-6
Sample ID	ST3-a	ST3-a	ST3-a	CS1-a	CS1-a	CS1-a
Sampling Depth	S	M	B	S	M	B
Tide	Mid-Ebb	Mid-Ebb	Mid-Ebb	Mid-Ebb	Mid-Ebb	Mid-Ebb
Suspended Solids (SS), mg/L	10	9.0	9.8	11	7.3	7.3

Sample Number	14399-18	14399-1	14399-2	14399-3	14399-7	14399-8
Sample ID	SR1-a	IS1-a	IS1-a	IS1-a	ST1-a	ST1-a
Sampling Depth	M	S	M	B	S	M
Tide	Mid-Ebb	Mid-Ebb	Mid-Ebb	Mid-Ebb	Mid-Ebb	Mid-Ebb
Suspended Solids (SS), mg/L	7.1	7.8	7.4	11	9.7	8.9

Remark: 1) < = less than
2) S = Surface, M = Middle, B = Bottom
3) This report supersedes the one dated 2011/11/23 with certificate number 14399-V1
4) The samples as received are chilled and kept in ice-box

****

PREPARED AND CHECKED BY:
For and On Behalf of **WELLAB Ltd.**

Approved Signatory: Patrick Tse
Tse Siu Kei, Patrick
Laboratory Manager

This laboratory is accredited by Hong Kong Laboratory Accreditation Scheme (HOKLAS) for specific test and / or measurants and the results shown in this report have been determined in accordance with the laboratory's terms of accreditation. It may not be reproduced except with prior written approval from WELLAB LIMITED and the results relate only to the items calibrated or tested.

WELLAB 匯力
Testing & Research
Rooms 816, 1502, 1516 and 1701-2, Technology Park, 18 On Lai Street, Shatin. N.T., HK
Tel: 2898 7388 Fax: 2898 7076
Website:http://www.wellab.com.hk E-mail:wellab@wellab.com.hk

HOKLAS 083
TEST

TEST REPORT

Laboratory No.:	14399-V2
Date of Issue:	2011-12-07
Date Received:	2011-10-22
Date Tested:	2011-10-22
Date Completed:	2011-10-28

Results:

Sample Number	14399-9	14399-13	14399-14	14399-15	14399-16	14399-17
Sample ID	ST1-a	IS2-a	IS2-a	IS2-a	IS3-a	IS3-a
Sampling Depth	B	S	M	B	S	B
Tide	Mid-Ebb	Mid-Ebb	Mid-Ebb	Mid-Ebb	Mid-Ebb	Mid-Ebb
Suspended Solids (SS), mg/L	9.7	11	7.3	11	15	11

Sample Number	14399-19	14399-20	14399-21	14399-31	14399-32	14399-33
Sample ID	SR2-a	SR3-a	IS(Mf)20-a	ST3-a	ST3-a	ST3-a
Sampling Depth	M	M	M	S	M	B
Tide	Mid-Ebb	Mid-Ebb	Mid-Ebb	Mid-Flood	Mid-Flood	Mid-Flood
Suspended Solids (SS), mg/L	6.9	13	9.3	9.1	18	10

Sample Number	14399-25	14399-26	14399-27	14399-39	14399-22	14399-23
Sample ID	CS1-a	CS1-a	CS1-a	SR1-a	IS1-a	IS1-a
Sampling Depth	S	M	B	M	S	M
Tide	Mid-Flood	Mid-Flood	Mid-Flood	Mid-Flood	Mid-Flood	Mid-Flood
Suspended Solids (SS), mg/L	17	10	11	8.5	13	9.5

Sample Number	14399-24	14399-28	14399-29	14399-30	14399-34	14399-35
Sample ID	IS1-a	ST1-a	ST1-a	ST1-a	IS2-a	IS2-a
Sampling Depth	B	S	M	B	S	M
Tide	Mid-Flood	Mid-Flood	Mid-Flood	Mid-Flood	Mid-Flood	Mid-Flood
Suspended Solids (SS), mg/L	10	13	11	8.9	7.5	9.8

Remark: 1) < = less than

2) S = Surface, M = Middle, B = Bottom

3) This report supersedes the one dated 2011/11/23 with certificate number 14399-V1

4) The samples as received are chilled and kept in ice-box

****

This laboratory is accredited by Hong Kong Laboratory Accreditation Scheme (HOKLAS) for specific test and / or measurants and the results shown in this report have been determined in accordance with the laboratory's terms of accreditation. It may not be reproduced except with prior written approval from WELLAB LIMITED and the results relate only to the items calibrated or tested.

WELLAB 匯力
Testing & Research
Rooms 816, 1502, 1516 and 1701-2, Technology Park, 18 On Lai Street, Shatin. N.T., HK
Tel: 2898 7388 Fax: 2898 7076
Website:http://www.wellab.com.hk E-mail:wellab@wellab.com.hk

HOKLAS 083
TEST

TEST REPORT

Laboratory No.:	14399-V2
Date of Issue:	2011-12-07
Date Received:	2011-10-22
Date Tested:	2011-10-22
Date Completed:	2011-10-28

Results:

Sample Number	14399-36	14399-37	14399-38	14399-40	14399-41	14399-42
Sample ID	IS2-a	IS3-a	IS3-a	SR2-a	SR3-a	IS(Mf)20-a
Sampling Depth	B	S	B	M	M	M
Tide	Mid-Flood	Mid-Flood	Mid-Flood	Mid-Flood	Mid-Flood	Mid-Flood
Suspended Solids (SS), mg/L	10	11	14	16	18	12

Sample Number	14399-52	14399-53	14399-54	14399-46	14399-47	14399-48
Sample ID	ST3-b	ST3-b	ST3-b	CS1-b	CS1-b	CS1-b
Sampling Depth	S	M	B	S	M	B
Tide	Mid-Ebb	Mid-Ebb	Mid-Ebb	Mid-Ebb	Mid-Ebb	Mid-Ebb
Suspended Solids (SS), mg/L	11	9.2	10	11	7.4	7.5

Sample Number	14399-60	14399-43	14399-44	14399-45	14399-49	14399-50
Sample ID	SR1-b	IS1-b	IS1-b	IS1-b	ST1-b	ST1-b
Sampling Depth	M	S	M	B	S	M
Tide	Mid-Ebb	Mid-Ebb	Mid-Ebb	Mid-Ebb	Mid-Ebb	Mid-Ebb
Suspended Solids (SS), mg/L	6.8	7.9	7.2	11	9.5	9.0

Sample Number	14399-51	14399-55	14399-56	14399-57	14399-58	14399-59
Sample ID	ST1-b	IS2-b	IS2-b	IS2-b	IS3-b	IS3-b
Sampling Depth	B	S	M	B	S	B
Tide	Mid-Ebb	Mid-Ebb	Mid-Ebb	Mid-Ebb	Mid-Ebb	Mid-Ebb
Suspended Solids (SS), mg/L	9.8	11	7.3	11	15	11

Remark: 1) < = less than

2) S = Surface, M = Middle, B = Bottom

3) This report supersedes the one dated 2011/11/23 with certificate number 14399-V1

4) The samples as received are chilled and kept in ice-box

****

This laboratory is accredited by Hong Kong Laboratory Accreditation Scheme (HOKLAS) for specific test and / or measurants and the results shown in this report have been determined in accordance with the laboratory's terms of accreditation. It may not be reproduced except with prior written approval from WELLAB LIMITED and the results relate only to the items calibrated or tested.

WELLAB 匯力
Testing & Research
Rooms 816, 1502, 1516 and 1701-2, Technology Park, 18 On Lai Street, Shatin. N.T., HK
Tel: 2898 7388 Fax: 2898 7076
Website:http://www.wellab.com.hk E-mail:wellab@wellab.com.hk

HOKLAS 083
TEST

TEST REPORT

Laboratory No.:	14399-V2
Date of Issue:	2011-12-07
Date Received:	2011-10-22
Date Tested:	2011-10-22
Date Completed:	2011-10-28

Results:

Sample Number	14399-61	14399-62	14399-63	14399-73	14399-74	14399-75
Sample ID	SR2-b	SR3-b	IS(Mf)20-b	ST3-b	ST3-b	ST3-b
Sampling Depth	M	M	M	S	M	B
Tide	Mid-Ebb	Mid-Ebb	Mid-Ebb	Mid-Flood	Mid-Flood	Mid-Flood
Suspended Solids (SS), mg/L	7.0	12	9.3	9.2	18	10

Sample Number	14399-67	14399-68	14399-69	14399-81	14399-64	14399-65
Sample ID	CS1-b	CS1-b	CS1-b	SR1-b	IS1-b	IS1-b
Sampling Depth	S	M	B	M	S	M
Tide	Mid-Flood	Mid-Flood	Mid-Flood	Mid-Flood	Mid-Flood	Mid-Flood
Suspended Solids (SS), mg/L	17	10	11	8.3	12	9.5

Sample Number	14399-66	14399-70	14399-71	14399-72	14399-76	14399-77
Sample ID	IS1-b	ST1-b	ST1-b	ST1-b	IS2-b	IS2-b
Sampling Depth	B	S	M	B	S	M
Tide	Mid-Flood	Mid-Flood	Mid-Flood	Mid-Flood	Mid-Flood	Mid-Flood
Suspended Solids (SS), mg/L	9.8	12	12	8.9	7.7	9.8

Sample Number	14399-78	14399-79	14399-80	14399-82	14399-83	14399-84
Sample ID	IS2-b	IS3-b	IS3-b	SR2-b	SR3-b	IS(Mf)20-b
Sampling Depth	B	S	B	M	M	M
Tide	Mid-Flood	Mid-Flood	Mid-Flood	Mid-Flood	Mid-Flood	Mid-Flood
Suspended Solids (SS), mg/L	11	12	15	16	18	12

Remark: 1) < = less than

2) S = Surface, M = Middle, B = Bottom

3) This report supersedes the one dated 2011/11/23 with certificate number 14399-V1

4) The samples as received are chilled and kept in ice-box

**********END OF REPORT**********

This laboratory is accredited by Hong Kong Laboratory Accreditation Scheme (HOKLAS) for specific test and / or measurants and the results shown in this report have been determined in accordance with the laboratory's terms of accreditation. It may not be reproduced except with prior written approval from WELLAB LIMITED and the results relate only to the items calibrated or tested.

WELLAB 匯力
Testing & Research
Rooms 816, 1502, 1516 and 1701-2, Technology Park, 18 On Lai Street, Shatin. N.T., HK
Tel: 2898 7388 Fax: 2898 7076
Website:http://www.wellab.com.hk E-mail:wellab@wellab.com.hk

HOKLAS 083
TEST

TEST REPORT

APPLICANT: **Cinotech Consultants Limited**
RM 1710, Technology Park,
18 On Lai Street,
Shatin, N.T., Hong Kong

Laboratory No.:	14400-V2
Date of Issue:	2011-12-07
Date Received:	2011-10-22
Date Tested:	2011-10-22
Date Completed:	2011-10-28

ATTN: **Miss Mei Ling Tang** Page: 1 of 4

Sample Description : 80 liquid samples as received by customer said to be marine water
Project No. : MA11050
Project Name : Baseline Environmental Monitoring for Hong Kong-Zhuhai-Marco Brige Hong Kong Projects - Investigation
Sampling Date : 2011-10-22

Test Requested & Methodology:

Item	Parameters	Ref. Method	Limit of Reporting
1	Suspended Solids (SS)	APHA 17ed 2540 D	*0.5 mg/L

Remark: 1) * Limit of Reporting is reported as Detection Limit

Results:

Sample Number	14400-1	14400-2	14400-3	14400-4	14400-5	14400-6
Sample ID	SR6-a	SR6-a	ST2-a	ST2-a	ST2-a	CS2-a
Sampling Depth	S	B	S	M	B	S
Tide	Mid-Ebb	Mid-Ebb	Mid-Ebb	Mid-Ebb	Mid-Ebb	Mid-Ebb
Suspended Solids (SS), mg/L	6.7	8.0	12	5.3	5.3	14

Sample Number	14400-7	14400-8	14400-9	14400-10	14400-11	14400-12
Sample ID	CS2-a	CS2-a	IS4-a	IS4-a	IS4-a	IS5-a
Sampling Depth	M	B	S	M	B	S
Tide	Mid-Ebb	Mid-Ebb	Mid-Ebb	Mid-Ebb	Mid-Ebb	Mid-Ebb
Suspended Solids (SS), mg/L	12	8.7	9.9	10	15	7.1

Remark: 1) < = less than
2) S = Surface, M = Middle, B = Bottom
3) This report supersedes the one dated 2011/11/23 with certificate number 14400-V1
4) The samples as received are chilled and kept in ice-box

****

PREPARED AND CHECKED BY:
For and On Behalf of **WELLAB Ltd.**

Approved Signatory: Patrick Tse
Tse Siu Kei, Patrick
Laboratory Manager

This laboratory is accredited by Hong Kong Laboratory Accreditation Scheme (HOKLAS) for specific test and / or measurants and the results shown in this report have been determined in accordance with the laboratory's terms of accreditation. It may not be reproduced except with prior written approval from WELLAB LIMITED and the results relate only to the items calibrated or tested.

WELLAB 匯力
Testing & Research
Rooms 816, 1502, 1516 and 1701-2, Technology Park, 18 On Lai Street, Shatin. N.T., HK
Tel: 2898 7388 Fax: 2898 7076
Website:http://www.wellab.com.hk E-mail:wellab@wellab.com.hk

HOKLAS 083
TEST

TEST REPORT

Laboratory No.:	14400-V2
Date of Issue:	2011-12-07
Date Received:	2011-10-22
Date Tested:	2011-10-22
Date Completed:	2011-10-28

Results:

Sample Number	14400-13	14400-14	14400-15	14400-16	14400-17	14400-18
Sample ID	IS5-a	IS5-a	IS(Mf)6-a	IS(Mf)6-a	IS7-a	IS7-a
Sampling Depth	M	B	S	B	S	B
Tide	Mid-Ebb	Mid-Ebb	Mid-Ebb	Mid-Ebb	Mid-Ebb	Mid-Ebb
Suspended Solids (SS), mg/L	8.6	8.6	6.6	7.6	6.9	19

Sample Number	14400-19	14400-20	14400-21	14400-22	14400-23	14400-24
Sample ID	IS(Mf)9-a	IS(Mf)9-a	SR6-a	SR6-a	ST2-a	ST2-a
Sampling Depth	S	B	S	B	S	M
Tide	Mid-Ebb	Mid-Ebb	Mid-Flood	Mid-Flood	Mid-Flood	Mid-Flood
Suspended Solids (SS), mg/L	6.2	4.8	13	13	12	9.2

Sample Number	14400-25	14400-26	14400-27	14400-28	14400-29	14400-30
Sample ID	ST2-a	CS2-a	CS2-a	CS2-a	IS4-a	IS4-a
Sampling Depth	B	S	M	B	S	M
Tide	Mid-Flood	Mid-Flood	Mid-Flood	Mid-Flood	Mid-Flood	Mid-Flood
Suspended Solids (SS), mg/L	8.2	20	22	10	13	13

Sample Number	14400-31	14400-32	14400-33	14400-34	14400-35	14400-36
Sample ID	IS4-a	IS5-a	IS5-a	IS5-a	IS(Mf)6-a	IS(Mf)6-a
Sampling Depth	B	S	M	B	S	B
Tide	Mid-Flood	Mid-Flood	Mid-Flood	Mid-Flood	Mid-Flood	Mid-Flood
Suspended Solids (SS), mg/L	14	8.6	10	8.9	16	18

Remark: 1) < = less than

2) S = Surface, M = Middle, B = Bottom

3) This report supersedes the one dated 2011/11/23 with certificate number 14400-V1

4) The samples as received are chilled and kept in ice-box

****

This laboratory is accredited by Hong Kong Laboratory Accreditation Scheme (HOKLAS) for specific test and / or measurants and the results shown in this report have been determined in accordance with the laboratory's terms of accreditation. It may not be reproduced except with prior written approval from WELLAB LIMITED and the results relate only to the items calibrated or tested.

WELLAB 匯力
Testing & Research
Rooms 816, 1502, 1516 and 1701-2, Technology Park, 18 On Lai Street, Shatin. N.T., HK
Tel: 2898 7388 Fax: 2898 7076
Website:http://www.wellab.com.hk E-mail:wellab@wellab.com.hk

HOKLAS 083
TEST

TEST REPORT

Laboratory No.:	14400-V2
Date of Issue:	2011-12-07
Date Received:	2011-10-22
Date Tested:	2011-10-22
Date Completed:	2011-10-28

Results:

Sample Number	14400-37	14400-38	14400-39	14400-40	14400-41	14400-42
Sample ID	IS7-a	IS7-a	IS(Mf)9-a	IS(Mf)9-a	SR6-b	SR6-b
Sampling Depth	S	B	S	B	S	B
Tide	Mid-Flood	Mid-Flood	Mid-Flood	Mid-Flood	Mid-Ebb	Mid-Ebb
Suspended Solids (SS), mg/L	17	18	12	10	6.8	8.0

Sample Number	14400-43	14400-44	14400-45	14400-46	14400-47	14400-48
Sample ID	ST2-b	ST2-b	ST2-b	CS2-b	CS2-b	CS2-b
Sampling Depth	S	M	B	S	M	B
Tide	Mid-Ebb	Mid-Ebb	Mid-Ebb	Mid-Ebb	Mid-Ebb	Mid-Ebb
Suspended Solids (SS), mg/L	11	5.2	5.1	14	12	8.6

Sample Number	14400-49	14400-50	14400-51	14400-52	14400-53	14400-54
Sample ID	IS4-b	IS4-b	IS4-b	IS5-b	IS5-b	IS5-b
Sampling Depth	S	M	B	S	M	B
Tide	Mid-Ebb	Mid-Ebb	Mid-Ebb	Mid-Ebb	Mid-Ebb	Mid-Ebb
Suspended Solids (SS), mg/L	9.8	11	15	7.1	8.6	8.5

Sample Number	14400-55	14400-56	14400-57	14400-58	14400-59	14400-60
Sample ID	IS(Mf)6-b	IS(Mf)6-b	IS7-b	IS7-b	IS(Mf)9-b	IS(Mf)9-b
Sampling Depth	S	B	S	B	S	B
Tide	Mid-Ebb	Mid-Ebb	Mid-Ebb	Mid-Ebb	Mid-Ebb	Mid-Ebb
Suspended Solids (SS), mg/L	6.6	7.6	7.0	19	6.1	4.9

Remark: 1) < = less than

2) S = Surface, M = Middle, B = Bottom

3) This report supersedes the one dated 2011/11/23 with certificate number 14400-V1

4) The samples as received are chilled and kept in ice-box

****

This laboratory is accredited by Hong Kong Laboratory Accreditation Scheme (HOKLAS) for specific test and / or measurants and the results shown in this report have been determined in accordance with the laboratory's terms of accreditation. It may not be reproduced except with prior written approval from WELLAB LIMITED and the results relate only to the items calibrated or tested.

WELLAB 匯力
Testing & Research
Rooms 816, 1502, 1516 and 1701-2, Technology Park, 18 On Lai Street, Shatin. N.T., HK
Tel: 2898 7388 Fax: 2898 7076
Website:http://www.wellab.com.hk E-mail:wellab@wellab.com.hk

HOKLAS 083
TEST

TEST REPORT

Laboratory No.:	14400-V2
Date of Issue:	2011-12-07
Date Received:	2011-10-22
Date Tested:	2011-10-22
Date Completed:	2011-10-28

Results:

Sample Number	14400-61	14400-62	14400-63	14400-64	14400-65	14400-66
Sample ID	SR6-b	SR6-b	ST2-b	ST2-b	ST2-b	CS2-b
Sampling Depth	S	B	S	M	B	S
Tide	Mid-Flood	Mid-Flood	Mid-Flood	Mid-Flood	Mid-Flood	Mid-Flood
Suspended Solids (SS), mg/L	13	13	12	9.4	8.1	20

Sample Number	14400-67	14400-68	14400-69	14400-70	14400-71	14400-72
Sample ID	CS2-b	CS2-b	IS4-b	IS4-b	IS4-b	IS5-b
Sampling Depth	M	B	S	M	B	S
Tide	Mid-Flood	Mid-Flood	Mid-Flood	Mid-Flood	Mid-Flood	Mid-Flood
Suspended Solids (SS), mg/L	22	10	13	13	14	8.8

Sample Number	14400-73	14400-74	14400-75	14400-76	14400-77	14400-78
Sample ID	IS5-b	IS5-b	IS(Mf)6-b	IS(Mf)6-b	IS7-b	IS7-b
Sampling Depth	M	B	S	B	S	B
Tide	Mid-Flood	Mid-Flood	Mid-Flood	Mid-Flood	Mid-Flood	Mid-Flood
Suspended Solids (SS), mg/L	11	9.0	16	19	17	18

Sample Number	14400-79	14400-80
Sample ID	IS(Mf)9-b	IS(Mf)9-b
Sampling Depth	S	B
Tide	Mid-Flood	Mid-Flood
Suspended Solids (SS), mg/L	12	10

Remark: 1) < = less than

2) S = Surface, M = Middle, B = Bottom

3) This report supersedes the one dated 2011/11/23 with certificate number 14400-V1

4) The samples as received are chilled and kept in ice-box

**********END OF REPORT**********

This laboratory is accredited by Hong Kong Laboratory Accreditation Scheme (HOKLAS) for specific test and / or measurants and the results shown in this report have been determined in accordance with the laboratory's terms of accreditation. It may not be reproduced except with prior written approval from WELLAB LIMITED and the results relate only to the items calibrated or tested.

WELLAB 匯力
Testing & Research
Rooms 816, 1502, 1516 and 1701-2, Technology Park, 18 On Lai Street, Shatin, N.T., HK
Tel: 2898 7388 Fax: 2898 7076
Website:http://www.wellab.com.hk E-mail:wellab@wellab.com.hk

HOKLAS 083
TEST

TEST REPORT

APPLICANT: **Cinotech Consultants Limited**
RM 1710, Technology Park,
18 On Lai Street,
Shatin, N.T., Hong Kong

Laboratory No.:	14401-V2
Date of Issue:	2011-12-07
Date Received:	2011-10-22
Date Tested:	2011-10-22
Date Completed:	2011-10-28

ATTN: **Miss Mei Ling Tang** Page: 1 of 6

Sample Description : 114 liquid samples as received by customer said to be marine water
Project No. : MA11050
Project Name : Baseline Environmental Monitoring for Hong Kong-Zhuhai-Marco Brige Hong Kong Projects - Investigation
Sampling Date : 2011-10-22

Test Requested & Methodology:

Item	Parameters	Ref. Method	Limit of Reporting
1	Suspended Solids (SS)	APHA 17ed 2540 D	*0.5 mg/L

Remark: 1) * Limit of Reporting is reported as Detection Limit

Results:

Sample Number	14401-1	14401-2	14401-3	14401-4	14401-5	14401-6
Sample ID	SR4-a	SR4-a	IS8-a	IS8-a	IS17-a	IS17-a
Sampling Depth	S	B	S	B	S	M
Tide	Mid-Ebb	Mid-Ebb	Mid-Ebb	Mid-Ebb	Mid-Ebb	Mid-Ebb
Suspended Solids (SS), mg/L	16	12	9.7	15	8.2	6.6

Sample Number	14401-7	14401-8	14401-9	14401-10	14401-11	14401-12
Sample ID	IS17-a	GG1-a	GG1-a	GG1-a	SR7-a	SR7-a
Sampling Depth	B	S	M	B	S	B
Tide	Mid-Ebb	Mid-Ebb	Mid-Ebb	Mid-Ebb	Mid-Ebb	Mid-Ebb
Suspended Solids (SS), mg/L	12	12	9.5	13	12	7.2

Remark: 1) < = less than
2) S = Surface, M = Middle, B = Bottom
3) This report supersedes the one dated 2011/11/23 with certificate number 14401-V1
4) The samples as received are chilled and kept in ice-box

****

PREPARED AND CHECKED BY:
For and On Behalf of **WELLAB Ltd.**

Approved Signatory: _____
Tse Siu Kei, Patrick
Laboratory Manager

This laboratory is accredited by Hong Kong Laboratory Accreditation Scheme (HOKLAS) for specific test and / or measurants and the results shown in this report have been determined in accordance with the laboratory's terms of accreditation. It may not be reproduced except with prior written approval from WELLAB LIMITED and the results relate only to the items calibrated or tested.

WELLAB 匯力
Testing & Research
Rooms 816, 1502, 1516 and 1701-2, Technology Park, 18 On Lai Street, Shatin. N.T., HK
Tel: 2898 7388 Fax: 2898 7076
Website:http://www.wellab.com.hk E-mail:wellab@wellab.com.hk

HOKLAS 083
TEST

TEST REPORT

Laboratory No.:	14401-V2
Date of Issue:	2011-12-07
Date Received:	2011-10-22
Date Tested:	2011-10-22
Date Completed:	2011-10-28

Results:

Sample Number	14401-13	14401-14	14401-15	14401-16	14401-17	14401-18
Sample ID	IS10-a	IS10-a	IS10-a	IS(Mf)16-a	IS(Mf)16-a	IS(Mf)16-a
Sampling Depth	S	M	B	S	M	B
Tide	Mid-Ebb	Mid-Ebb	Mid-Ebb	Mid-Ebb	Mid-Ebb	Mid-Ebb
Suspended Solids (SS), mg/L	6.6	7.2	4.8	5.6	4.8	6.4

Sample Number	14401-19	14401-20	14401-21	14401-22	14401-23	14401-24
Sample ID	IS(Mf)11-a	IS(Mf)11-a	IS(Mf)11-a	SR5-a	SR5-a	CS(Mf)3-a
Sampling Depth	S	M	B	S	B	S
Tide	Mid-Ebb	Mid-Ebb	Mid-Ebb	Mid-Ebb	Mid-Ebb	Mid-Ebb
Suspended Solids (SS), mg/L	8.4	7.3	6.0	7.5	6.6	7.2

Sample Number	14401-25	14401-26	14401-27	14401-28	14401-29	14401-30
Sample ID	CS(Mf)3-a	CS4-a	CS4-a	CS4-a	SR4-a	SR4-a
Sampling Depth	B	S	M	B	S	B
Tide	Mid-Ebb	Mid-Ebb	Mid-Ebb	Mid-Ebb	Mid-Flood	Mid-Flood
Suspended Solids (SS), mg/L	6.3	9.0	5.9	8.9	11	11

Sample Number	14401-31	14401-32	14401-33	14401-34	14401-35	14401-36
Sample ID	IS8-a	IS8-a	IS17-a	IS17-a	IS17-a	GG1-a
Sampling Depth	S	B	S	M	B	S
Tide	Mid-Flood	Mid-Flood	Mid-Flood	Mid-Flood	Mid-Flood	Mid-Flood
Suspended Solids (SS), mg/L	11	16	11	13	11	11

Remark: 1) < = less than

2) S = Surface, M = Middle, B = Bottom

3) This report supersedes the one dated 2011/11/23 with certificate number 14401-V1

4) The samples as received are chilled and kept in ice-box

****

This laboratory is accredited by Hong Kong Laboratory Accreditation Scheme (HOKLAS) for specific test and / or measurants and the results shown in this report have been determined in accordance with the laboratory's terms of accreditation. It may not be reproduced except with prior written approval from WELLAB LIMITED and the results relate only to the items calibrated or tested.

WELLAB 匯力
Testing & Research
Rooms 816, 1502, 1516 and 1701-2, Technology Park, 18 On Lai Street, Shatin. N.T., HK
Tel: 2898 7388 Fax: 2898 7076
Website:http://www.wellab.com.hk E-mail:wellab@wellab.com.hk

HOKLAS 083
TEST

TEST REPORT

Laboratory No.:	14401-V2
Date of Issue:	2011-12-07
Date Received:	2011-10-22
Date Tested:	2011-10-22
Date Completed:	2011-10-28

Results:

Sample Number	14401-37	14401-38	14401-39	14401-40	14401-41	14401-42
Sample ID	GG1-a	GG1-a	SR7-a	SR7-a	IS10-a	IS10-a
Sampling Depth	M	B	S	B	S	M
Tide	Mid-Flood	Mid-Flood	Mid-Flood	Mid-Flood	Mid-Flood	Mid-Flood
Suspended Solids (SS), mg/L	13	13	14	14	11	9.9

Sample Number	14401-43	14401-44	14401-45	14401-46	14401-47	14401-48
Sample ID	IS10-a	IS(Mf)16-a	IS(Mf)16-a	IS(Mf)16-a	IS(Mf)11-a	IS(Mf)11-a
Sampling Depth	B	S	M	B	S	M
Tide	Mid-Flood	Mid-Flood	Mid-Flood	Mid-Flood	Mid-Flood	Mid-Flood
Suspended Solids (SS), mg/L	10	14	17	9.2	14	18

Sample Number	14401-49	14401-50	14401-51	14401-52	14401-53	14401-54
Sample ID	IS(Mf)11-a	SR5-a	SR5-a	CS(Mf)3-a	CS(Mf)3-a	CS(Mf)3-a
Sampling Depth	B	S	B	S	M	B
Tide	Mid-Flood	Mid-Flood	Mid-Flood	Mid-Flood	Mid-Flood	Mid-Flood
Suspended Solids (SS), mg/L	13	9.9	11	9.8	10	12

Sample Number	14401-55	14401-56	14401-57	14401-58	14401-59	14401-60
Sample ID	CS4-a	CS4-a	CS4-a	SR4-b	SR4-b	IS8-b
Sampling Depth	S	M	B	S	B	S
Tide	Mid-Flood	Mid-Flood	Mid-Flood	Mid-Ebb	Mid-Ebb	Mid-Ebb
Suspended Solids (SS), mg/L	13	7.5	10	16	12	9.9

Remark: 1) < = less than

2) S = Surface, M = Middle, B = Bottom

3) This report supersedes the one dated 2011/11/23 with certificate number 14401-V1

4) The samples as received are chilled and kept in ice-box

****

This laboratory is accredited by Hong Kong Laboratory Accreditation Scheme (HOKLAS) for specific test and / or measurants and the results shown in this report have been determined in accordance with the laboratory's terms of accreditation. It may not be reproduced except with prior written approval from WELLAB LIMITED and the results relate only to the items calibrated or tested.

WELLAB 匯力
Testing & Research
Rooms 816, 1502, 1516 and 1701-2, Technology Park, 18 On Lai Street, Shatin. N.T., HK
Tel: 2898 7388 Fax: 2898 7076
Website:http://www.wellab.com.hk E-mail:wellab@wellab.com.hk

HOKLAS 083
TEST

TEST REPORT

Laboratory No.:	14401-V2
Date of Issue:	2011-12-07
Date Received:	2011-10-22
Date Tested:	2011-10-22
Date Completed:	2011-10-28

Results:

Sample Number	14401-61	14401-62	14401-63	14401-64	14401-65	14401-66
Sample ID	IS8-b	IS17-b	IS17-b	IS17-b	GG1-b	GG1-b
Sampling Depth	B	S	M	B	S	M
Tide	Mid-Ebb	Mid-Ebb	Mid-Ebb	Mid-Ebb	Mid-Ebb	Mid-Ebb
Suspended Solids (SS), mg/L	15	8.4	6.7	12	13	9.7

Sample Number	14401-67	14401-68	14401-69	14401-70	14401-71	14401-72
Sample ID	GG1-b	SR7-b	SR7-b	IS10-b	IS10-b	IS10-b
Sampling Depth	B	S	B	S	M	B
Tide	Mid-Ebb	Mid-Ebb	Mid-Ebb	Mid-Ebb	Mid-Ebb	Mid-Ebb
Suspended Solids (SS), mg/L	13	12	7.5	6.8	7.5	4.7

Sample Number	14401-73	14401-74	14401-75	14401-76	14401-77	14401-78
Sample ID	IS(Mf)16-b	IS(Mf)16-b	IS(Mf)16-b	IS(Mf)11-b	IS(Mf)11-b	IS(Mf)11-b
Sampling Depth	S	M	B	S	M	B
Tide	Mid-Ebb	Mid-Ebb	Mid-Ebb	Mid-Ebb	Mid-Ebb	Mid-Ebb
Suspended Solids (SS), mg/L	5.7	4.8	6.3	8.3	7.0	6.0

Sample Number	14401-79	14401-80	14401-81	14401-82	14401-83	14401-84
Sample ID	SR5-b	SR5-b	CS(Mf)3-b	CS(Mf)3-b	CS4-b	CS4-b
Sampling Depth	S	B	S	B	S	M
Tide	Mid-Ebb	Mid-Ebb	Mid-Ebb	Mid-Ebb	Mid-Ebb	Mid-Ebb
Suspended Solids (SS), mg/L	7.3	6.5	7.4	6.1	9.2	6.1

Remark: 1) < = less than

2) S = Surface, M = Middle, B = Bottom

3) This report supersedes the one dated 2011/11/23 with certificate number 14401-V1

4) The samples as received are chilled and kept in ice-box

****

This laboratory is accredited by Hong Kong Laboratory Accreditation Scheme (HOKLAS) for specific test and / or measurants and the results shown in this report have been determined in accordance with the laboratory's terms of accreditation. It may not be reproduced except with prior written approval from WELLAB LIMITED and the results relate only to the items calibrated or tested.

WELLAB 匯力
Testing & Research
Rooms 816, 1502, 1516 and 1701-2, Technology Park, 18 On Lai Street, Shatin. N.T., HK
Tel: 2898 7388 Fax: 2898 7076
Website:http://www.wellab.com.hk E-mail:wellab@wellab.com.hk

HOKLAS 083
TEST

TEST REPORT

Laboratory No.:	14401-V2
Date of Issue:	2011-12-07
Date Received:	2011-10-22
Date Tested:	2011-10-22
Date Completed:	2011-10-28

Results:

Sample Number	14401-85	14401-86	14401-87	14401-88	14401-89	14401-90
Sample ID	CS4-b	SR4-b	SR4-b	IS8-b	IS8-b	IS17-b
Sampling Depth	B	S	B	S	B	S
Tide	Mid-Ebb	Mid-Flood	Mid-Flood	Mid-Flood	Mid-Flood	Mid-Flood
Suspended Solids (SS), mg/L	9.3	10	10	11	16	12

Sample Number	14401-91	14401-92	14401-93	14401-94	14401-95	14401-96
Sample ID	IS17-b	IS17-b	GG1-b	GG1-b	GG1-b	SR7-b
Sampling Depth	M	B	S	M	B	S
Tide	Mid-Flood	Mid-Flood	Mid-Flood	Mid-Flood	Mid-Flood	Mid-Flood
Suspended Solids (SS), mg/L	13	10	12	13	13	14

Sample Number	14401-97	14401-98	14401-99	14401-100	14401-101	14401-102
Sample ID	SR7-b	IS10-b	IS10-b	IS10-b	IS(Mf)16-b	IS(Mf)16-b
Sampling Depth	B	S	M	B	S	M
Tide	Mid-Flood	Mid-Flood	Mid-Flood	Mid-Flood	Mid-Flood	Mid-Flood
Suspended Solids (SS), mg/L	14	11	9.7	10	14	17

Sample Number	14401-103	14401-104	14401-105	14401-106	14401-107	14401-108
Sample ID	IS(Mf)16-b	IS(Mf)11-b	IS(Mf)11-b	IS(Mf)11-b	SR5-b	SR5-b
Sampling Depth	B	S	M	B	S	B
Tide	Mid-Flood	Mid-Flood	Mid-Flood	Mid-Flood	Mid-Flood	Mid-Flood
Suspended Solids (SS), mg/L	9.0	13	18	13	9.8	11

Remark: 1) < = less than

2) S = Surface, M = Middle, B = Bottom

3) This report supersedes the one dated 2011/11/23 with certificate number 14401-V1

4) The samples as received are chilled and kept in ice-box

****

This laboratory is accredited by Hong Kong Laboratory Accreditation Scheme (HOKLAS) for specific test and / or measurants and the results shown in this report have been determined in accordance with the laboratory's terms of accreditation. It may not be reproduced except with prior written approval from WELLAB LIMITED and the results relate only to the items calibrated or tested.

WELLAB 匯力
Testing & Research
Rooms 816, 1502, 1516 and 1701-2, Technology Park, 18 On Lai Street, Shatin. N.T., HK
Tel: 2898 7388 Fax: 2898 7076
Website:http://www.wellab.com.hk E-mail:wellab@wellab.com.hk

HOKLAS 083
TEST

TEST REPORT

Laboratory No.:	14401-V2
Date of Issue:	2011-12-07
Date Received:	2011-10-22
Date Tested:	2011-10-22
Date Completed:	2011-10-28

Results:

Sample Number	14401-109	14401-110	14401-111	14401-112	14401-113	14401-114
Sample ID	CS(Mf)3-b	CS(Mf)3-b	CS(Mf)3-b	CS4-b	CS4-b	CS4-b
Sampling Depth	S	M	B	S	M	B
Tide	Mid-Flood	Mid-Flood	Mid-Flood	Mid-Flood	Mid-Flood	Mid-Flood
Suspended Solids (SS), mg/L	9.8	10	12	13	7.4	10

Remark: 1) < = less than

2) S = Surface, M = Middle, B = Bottom

3) This report supersedes the one dated 2011/11/23 with certificate number 14401-V1

4) The samples as received are chilled and kept in ice-box

**********END OF REPORT**********

This laboratory is accredited by Hong Kong Laboratory Accreditation Scheme (HOKLAS) for specific test and / or measurants and the results shown in this report have been determined in accordance with the laboratory's terms of accreditation. It may not be reproduced except with prior written approval from WELLAB LIMITED and the results relate only to the items calibrated or tested.

WELLAB 滙力
Testing & Research
Rooms 816, 1502, 1516 and 1701-2, Technology Park, 18 On Lai Street, Shatin. N.T., HK
Tel: 2898 7388 Fax: 2898 7076
Website:http://www.wellab.com.hk E-mail:wellab@wellab.com.hk

HOKLAS 083
TEST

TEST REPORT

APPLICANT: **Cinotech Consultants Limited**
RM 1710, Technology Park,
18 On Lai Street,
Shatin, N.T., Hong Kong

Laboratory No.:	14402-V2
Date of Issue:	2011-12-07
Date Received:	2011-10-22
Date Tested:	2011-10-22
Date Completed:	2011-10-28

ATTN: **Miss Mei Ling Tang** Page: 1 of 6

Sample Description : 124 liquid samples as received by customer said to be marine water
Project No. : MA11050
Project Name : Baseline Environmental Monitoring for Hong Kong-Zhuhai-Marco Brige Hong Kong Projects - Investigation
Sampling Date : 2011-10-22

Test Requested & Methodology:

Item	Parameters	Ref. Method	Limit of Reporting
1	Suspended Solids (SS)	APHA 17ed 2540 D	*0.5 mg/L

Remark: 1) * Limit of Reporting is reported as Detection Limit

Results:

Sample Number	14402-1	14402-2	14402-3	14402-4	14402-5	14402-6
Sample ID	SR10A-a	SR10A-a	SR10A-a	SR10B-a	SR10B-a	SR10B-a
Sampling Depth	S	M	B	S	M	B
Tide	Mid-Ebb	Mid-Ebb	Mid-Ebb	Mid-Ebb	Mid-Ebb	Mid-Ebb
Suspended Solids (SS), mg/L	6.7	6.0	7.3	7.7	4.9	4.5

Sample Number	14402-7	14402-8	14402-9	14402-10	14402-11	14402-12
Sample ID	CSA-a	CSA-a	CSA-a	CS6-a	CS6-a	CS6-a
Sampling Depth	S	M	B	S	M	B
Tide	Mid-Ebb	Mid-Ebb	Mid-Ebb	Mid-Ebb	Mid-Ebb	Mid-Ebb
Suspended Solids (SS), mg/L	10	11	8.6	5.0	5.7	8.3

Remark: 1) < = less than
2) S = Surface, M = Middle, B = Bottom
3) This report supersedes the one dated 2011/11/23 with certificate number 14402-V1
4) The samples as received are chilled and kept in ice-box

****

PREPARED AND CHECKED BY:
For and On Behalf of **WELLAB Ltd.**

Approved Signatory: Patrick Tse
Tse Siu Kei, Patrick
Laboratory Manager

This laboratory is accredited by Hong Kong Laboratory Accreditation Scheme (HOKLAS) for specific test and / or measurants and the results shown in this report have been determined in accordance with the laboratory's terms of accreditation. It may not be reproduced except with prior written approval from WELLAB LIMITED and the results relate only to the items calibrated or tested.

WELLAB 匯力
Testing & Research
Rooms 816, 1502, 1516 and 1701-2, Technology Park, 18 On Lai Street, Shatin. N.T., HK
Tel: 2898 7388 Fax: 2898 7076
Website:http://www.wellab.com.hk E-mail:wellab@wellab.com.hk

HOKLAS 083
TEST

TEST REPORT

Laboratory No.:	14402-V2
Date of Issue:	2011-12-07
Date Received:	2011-10-22
Date Tested:	2011-10-22
Date Completed:	2011-10-28

Results:

Sample Number	14402-13	14402-14	14402-15	14402-16	14402-17	14402-18
Sample ID	SR8-a	SR8-a	SR9-a	SR9-a	IS15-a	IS15-a
Sampling Depth	S	B	S	B	S	M
Tide	Mid-Ebb	Mid-Ebb	Mid-Ebb	Mid-Ebb	Mid-Ebb	Mid-Ebb
Suspended Solids (SS), mg/L	12	12	6.3	8.9	11	8.1

Sample Number	14402-19	14402-20	14402-21	14402-22	14402-23	14402-24
Sample ID	IS15-a	IS13-a	IS13-a	IS13-a	IS12-a	IS12-a
Sampling Depth	B	S	M	B	S	M
Tide	Mid-Ebb	Mid-Ebb	Mid-Ebb	Mid-Ebb	Mid-Ebb	Mid-Ebb
Suspended Solids (SS), mg/L	13	13	16	13	11	7.3

Sample Number	14402-25	14402-26	14402-27	14402-28	14402-29	14402-30
Sample ID	IS12-a	IS14-a	IS14-a	IS14-a	CS(Mf)5-a	CS(Mf)5-a
Sampling Depth	B	S	M	B	S	M
Tide	Mid-Ebb	Mid-Ebb	Mid-Ebb	Mid-Ebb	Mid-Ebb	Mid-Ebb
Suspended Solids (SS), mg/L	7.9	16	11	12	8.1	13

Sample Number	14402-31	14402-32	14402-33	14402-34	14402-35	14402-36
Sample ID	CS(Mf)5-a	SR10A-a	SR10A-a	SR10A-a	SR10B-a	SR10B-a
Sampling Depth	B	S	M	B	S	M
Tide	Mid-Ebb	Mid-Flood	Mid-Flood	Mid-Flood	Mid-Flood	Mid-Flood
Suspended Solids (SS), mg/L	9.4	13	8.0	7.5	7.7	7.3

Remark: 1) < = less than

2) S = Surface, M = Middle, B = Bottom

3) This report supersedes the one dated 2011/11/23 with certificate number 14402-V1

4) The samples as received are chilled and kept in ice-box

****

This laboratory is accredited by Hong Kong Laboratory Accreditation Scheme (HOKLAS) for specific test and / or measurants and the results shown in this report have been determined in accordance with the laboratory's terms of accreditation. It may not be reproduced except with prior written approval from WELLAB LIMITED and the results relate only to the items calibrated or tested.

WELLAB 匯力
Testing & Research
Rooms 816, 1502, 1516 and 1701-2, Technology Park, 18 On Lai Street, Shatin. N.T., HK
Tel: 2898 7388 Fax: 2898 7076
Website:http://www.wellab.com.hk E-mail:wellab@wellab.com.hk

HOKLAS 083
TEST

TEST REPORT

Laboratory No.:	14402-V2
Date of Issue:	2011-12-07
Date Received:	2011-10-22
Date Tested:	2011-10-22
Date Completed:	2011-10-28

Results:

Sample Number	14402-37	14402-38	14402-39	14402-40	14402-41	14402-42
Sample ID	SR10B-a	CSA-a	CSA-a	CSA-a	CS6-a	CS6-a
Sampling Depth	B	S	M	B	S	M
Tide	Mid-Flood	Mid-Flood	Mid-Flood	Mid-Flood	Mid-Flood	Mid-Flood
Suspended Solids (SS), mg/L	5.9	7.2	6.4	8.4	10	12

Sample Number	14402-43	14402-44	14402-45	14402-46	14402-47	14402-48
Sample ID	CS6-a	SR8-a	SR8-a	SR9-a	SR9-a	IS15-a
Sampling Depth	B	S	B	S	B	S
Tide	Mid-Flood	Mid-Flood	Mid-Flood	Mid-Flood	Mid-Flood	Mid-Flood
Suspended Solids (SS), mg/L	12	11	11	6.2	7.7	12

Sample Number	14402-49	14402-50	14402-51	14402-52	14402-53	14402-54
Sample ID	IS15-a	IS15-a	IS13-a	IS13-a	IS13-a	IS12-a
Sampling Depth	M	B	S	M	B	S
Tide	Mid-Flood	Mid-Flood	Mid-Flood	Mid-Flood	Mid-Flood	Mid-Flood
Suspended Solids (SS), mg/L	12	19	20	6.6	8.3	12

Sample Number	14402-55	14402-56	14402-57	14402-58	14402-59	14402-60
Sample ID	IS12-a	IS12-a	IS14-a	IS14-a	IS14-a	CS(Mf)5-a
Sampling Depth	M	B	S	M	B	S
Tide	Mid-Flood	Mid-Flood	Mid-Flood	Mid-Flood	Mid-Flood	Mid-Flood
Suspended Solids (SS), mg/L	12	16	8.4	12	6.9	7.9

Remark: 1) < = less than

2) S = Surface, M = Middle, B = Bottom

3) This report supersedes the one dated 2011/11/23 with certificate number 14402-V1

4) The samples as received are chilled and kept in ice-box

****

This laboratory is accredited by Hong Kong Laboratory Accreditation Scheme (HOKLAS) for specific test and / or measurants and the results shown in this report have been determined in accordance with the laboratory's terms of accreditation. It may not be reproduced except with prior written approval from WELLAB LIMITED and the results relate only to the items calibrated or tested.

WELLAB 匯力
Testing & Research
Rooms 816, 1502, 1516 and 1701-2, Technology Park, 18 On Lai Street, Shatin. N.T., HK
Tel: 2898 7388 Fax: 2898 7076
Website:http://www.wellab.com.hk E-mail:wellab@wellab.com.hk

HOKLAS 083
TEST

TEST REPORT

Laboratory No.:	14402-V2
Date of Issue:	2011-12-07
Date Received:	2011-10-22
Date Tested:	2011-10-22
Date Completed:	2011-10-28

Results:

Sample Number	14402-61	14402-62	14402-63	14402-64	14402-65	14402-66
Sample ID	CS(Mf)5-a	CS(Mf)5-a	SR10A-b	SR10A-b	SR10A-b	SR10B-b
Sampling Depth	M	B	S	M	B	S
Tide	Mid-Flood	Mid-Flood	Mid-Ebb	Mid-Ebb	Mid-Ebb	Mid-Ebb
Suspended Solids (SS), mg/L	11	4.9	7.0	5.9	7.4	7.7

Sample Number	14402-67	14402-68	14402-69	14402-70	14402-71	14402-72
Sample ID	SR10B-b	SR10B-b	CSA-b	CSA-b	CSA-b	CS6-b
Sampling Depth	M	B	S	M	B	S
Tide	Mid-Ebb	Mid-Ebb	Mid-Ebb	Mid-Ebb	Mid-Ebb	Mid-Ebb
Suspended Solids (SS), mg/L	4.8	4.3	10	11	8.5	5.0

Sample Number	14402-73	14402-74	14402-75	14402-76	14402-77	14402-78
Sample ID	CS6-b	CS6-b	SR8-b	SR8-b	SR9-b	SR9-b
Sampling Depth	M	B	S	B	S	B
Tide	Mid-Ebb	Mid-Ebb	Mid-Ebb	Mid-Ebb	Mid-Ebb	Mid-Ebb
Suspended Solids (SS), mg/L	5.9	8.2	13	12	6.3	8.9

Sample Number	14402-79	14402-80	14402-81	14402-82	14402-83	14402-84
Sample ID	IS15-b	IS15-b	IS15-b	IS13-b	IS13-b	IS13-b
Sampling Depth	S	M	B	S	M	B
Tide	Mid-Ebb	Mid-Ebb	Mid-Ebb	Mid-Ebb	Mid-Ebb	Mid-Ebb
Suspended Solids (SS), mg/L	11	8.1	13	13	16	13

Remark: 1) < = less than

2) S = Surface, M = Middle, B = Bottom

3) This report supersedes the one dated 2011/11/23 with certificate number 14402-V1

4) The samples as received are chilled and kept in ice-box

****

This laboratory is accredited by Hong Kong Laboratory Accreditation Scheme (HOKLAS) for specific test and / or measurants and the results shown in this report have been determined in accordance with the laboratory's terms of accreditation. It may not be reproduced except with prior written approval from WELLAB LIMITED and the results relate only to the items calibrated or tested.

WELLAB 匯力
Testing & Research
Rooms 816, 1502, 1516 and 1701-2, Technology Park, 18 On Lai Street, Shatin. N.T., HK
Tel: 2898 7388 Fax: 2898 7076
Website:http://www.wellab.com.hk E-mail:wellab@wellab.com.hk

HOKLAS 083
TEST

TEST REPORT

Laboratory No.:	14402-V2
Date of Issue:	2011-12-07
Date Received:	2011-10-22
Date Tested:	2011-10-22
Date Completed:	2011-10-28

Results:

Sample Number	14402-85	14402-86	14402-87	14402-88	14402-89	14402-90
Sample ID	IS12-b	IS12-b	IS12-b	IS14-b	IS14-b	IS14-b
Sampling Depth	S	M	B	S	M	B
Tide	Mid-Ebb	Mid-Ebb	Mid-Ebb	Mid-Ebb	Mid-Ebb	Mid-Ebb
Suspended Solids (SS), mg/L	11	7.4	7.7	16	12	12

Sample Number	14402-91	14402-92	14402-93	14402-94	14402-95	14402-96
Sample ID	CS(Mf)5-b	CS(Mf)5-b	CS(Mf)5-b	SR10A-b	SR10A-b	SR10A-b
Sampling Depth	S	M	B	S	M	B
Tide	Mid-Ebb	Mid-Ebb	Mid-Ebb	Mid-Flood	Mid-Flood	Mid-Flood
Suspended Solids (SS), mg/L	8.3	12	9.8	13	8.0	7.5

Sample Number	14402-97	14402-98	14402-99	14402-100	14402-101	14402-102
Sample ID	SR10B-b	SR10B-b	SR10B-b	CSA-b	CSA-b	CSA-b
Sampling Depth	S	M	B	S	M	B
Tide	Mid-Flood	Mid-Flood	Mid-Flood	Mid-Flood	Mid-Flood	Mid-Flood
Suspended Solids (SS), mg/L	7.5	7.3	6.0	7.0	6.5	8.4

Sample Number	14402-103	14402-104	14402-105	14402-106	14402-107	14402-108
Sample ID	CS6-b	CS6-b	CS6-b	SR8-b	SR8-b	SR9-b
Sampling Depth	S	M	B	S	B	S
Tide	Mid-Flood	Mid-Flood	Mid-Flood	Mid-Flood	Mid-Flood	Mid-Flood
Suspended Solids (SS), mg/L	10	12	11	10	11	6.3

Remark: 1) < = less than

2) S = Surface, M = Middle, B = Bottom

3) This report supersedes the one dated 2011/11/23 with certificate number 14402-V1

4) The samples as received are chilled and kept in ice-box

****

This laboratory is accredited by Hong Kong Laboratory Accreditation Scheme (HOKLAS) for specific test and / or measurants and the results shown in this report have been determined in accordance with the laboratory's terms of accreditation. It may not be reproduced except with prior written approval from WELLAB LIMITED and the results relate only to the items calibrated or tested.

WELLAB 匯力
Testing & Research
Rooms 816, 1502, 1516 and 1701-2, Technology Park, 18 On Lai Street, Shatin. N.T., HK
Tel: 2898 7388 Fax: 2898 7076
Website:http://www.wellab.com.hk E-mail:wellab@wellab.com.hk

HOKLAS 083
TEST

TEST REPORT

Laboratory No.:	14402-V2
Date of Issue:	2011-12-07
Date Received:	2011-10-22
Date Tested:	2011-10-22
Date Completed:	2011-10-28

Results:

Sample Number	14402-109	14402-110	14402-111	14402-112	14402-113	14402-114
Sample ID	SR9-b	IS15-b	IS15-b	IS15-b	IS13-b	IS13-b
Sampling Depth	B	S	M	B	S	M
Tide	Mid-Flood	Mid-Flood	Mid-Flood	Mid-Flood	Mid-Flood	Mid-Flood
Suspended Solids (SS), mg/L	7.7	12	11	20	20	6.5

Sample Number	14402-115	14402-116	14402-117	14402-118	14402-119	14402-120
Sample ID	IS13-b	IS12-b	IS12-b	IS12-b	IS14-b	IS14-b
Sampling Depth	B	S	M	B	S	M
Tide	Mid-Flood	Mid-Flood	Mid-Flood	Mid-Flood	Mid-Flood	Mid-Flood
Suspended Solids (SS), mg/L	8.3	12	12	17	8.2	11

Sample Number	14402-121	14402-122	14402-123	14402-124
Sample ID	IS14-b	CS(Mf)5-b	CS(Mf)5-b	CS(Mf)5-b
Sampling Depth	B	S	M	B
Tide	Mid-Flood	Mid-Flood	Mid-Flood	Mid-Flood
Suspended Solids (SS), mg/L	6.9	8.0	10	4.9

Remark: 1) < = less than

2) S = Surface, M = Middle, B = Bottom

3) This report supersedes the one dated 2011/11/23 with certificate number 14402-V1

4) The samples as received are chilled and kept in ice-box

**********END OF REPORT**********

This laboratory is accredited by Hong Kong Laboratory Accreditation Scheme (HOKLAS) for specific test and / or measurants and the results shown in this report have been determined in accordance with the laboratory's terms of accreditation. It may not be reproduced except with prior written approval from WELLAB LIMITED and the results relate only to the items calibrated or tested.

WELLAB 匯力
Testing & Research
Rooms 816, 1502, 1516 and 1701-2, Technology Park, 18 On Lai Street, Shatin. N.T., HK
Tel: 2898 7388 Fax: 2898 7076
Website:http://www.wellab.com.hk E-mail:wellab@wellab.com.hk

HOKLAS 083
TEST

TEST REPORT

APPLICANT: **Cinotech Consultants Limited**
RM 1710, Technology Park,
18 On Lai Street,
Shatin, N.T., Hong Kong

Laboratory No.:	14399-V2
Date of Issue:	2011-12-07
Date Received:	2011-10-22
Date Tested:	2011-10-22
Date Completed:	2011-10-28

ATTN: **Miss Mei Ling Tang** Page: 1 of 4

Sample Description : 84 liquid samples as received by customer said to be marine water
Project No. : MA11050
Project Name : Baseline Environmental Monitoring for Hong Kong-Zhuhai-Marco Brige Hong Kong Projects - Investigation
Sampling Date : 2011-10-22

Test Requested & Methodology:

Item	Parameters	Ref. Method	Limit of Reporting
1	Suspended Solids (SS)	APHA 17ed 2540 D	*0.5 mg/L

Remark: 1) * Limit of Reporting is reported as Detection Limit

Results:

Sample Number	14399-10	14399-11	14399-12	14399-4	14399-5	14399-6
Sample ID	ST3-a	ST3-a	ST3-a	CS1-a	CS1-a	CS1-a
Sampling Depth	S	M	B	S	M	B
Tide	Mid-Ebb	Mid-Ebb	Mid-Ebb	Mid-Ebb	Mid-Ebb	Mid-Ebb
Suspended Solids (SS), mg/L	10	9.0	9.8	11	7.3	7.3

Sample Number	14399-18	14399-1	14399-2	14399-3	14399-7	14399-8
Sample ID	SR1-a	IS1-a	IS1-a	IS1-a	ST1-a	ST1-a
Sampling Depth	M	S	M	B	S	M
Tide	Mid-Ebb	Mid-Ebb	Mid-Ebb	Mid-Ebb	Mid-Ebb	Mid-Ebb
Suspended Solids (SS), mg/L	7.1	7.8	7.4	11	9.7	8.9

Remark: 1) < = less than
2) S = Surface, M = Middle, B = Bottom
3) This report supersedes the one dated 2011/11/23 with certificate number 14399-V1
4) The samples as received are chilled and kept in ice-box

****

PREPARED AND CHECKED BY:
For and On Behalf of **WELLAB Ltd.**

Approved Signatory: Patrick Tse
Tse Siu Kei, Patrick
Laboratory Manager

This laboratory is accredited by Hong Kong Laboratory Accreditation Scheme (HOKLAS) for specific test and / or measurants and the results shown in this report have been determined in accordance with the laboratory's terms of accreditation. It may not be reproduced except with prior written approval from WELLAB LIMITED and the results relate only to the items calibrated or tested.

WELLAB 匯力
Testing & Research
Rooms 816, 1502, 1516 and 1701-2, Technology Park, 18 On Lai Street, Shatin. N.T., HK
Tel: 2898 7388 Fax: 2898 7076
Website:http://www.wellab.com.hk E-mail:wellab@wellab.com.hk

HOKLAS 083
TEST

TEST REPORT

Laboratory No.:	14399-V2
Date of Issue:	2011-12-07
Date Received:	2011-10-22
Date Tested:	2011-10-22
Date Completed:	2011-10-28

Results:

Sample Number	14399-9	14399-13	14399-14	14399-15	14399-16	14399-17
Sample ID	ST1-a	IS2-a	IS2-a	IS2-a	IS3-a	IS3-a
Sampling Depth	B	S	M	B	S	B
Tide	Mid-Ebb	Mid-Ebb	Mid-Ebb	Mid-Ebb	Mid-Ebb	Mid-Ebb
Suspended Solids (SS), mg/L	9.7	11	7.3	11	15	11

Sample Number	14399-19	14399-20	14399-21	14399-31	14399-32	14399-33
Sample ID	SR2-a	SR3-a	IS(Mf)20-a	ST3-a	ST3-a	ST3-a
Sampling Depth	M	M	M	S	M	B
Tide	Mid-Ebb	Mid-Ebb	Mid-Ebb	Mid-Flood	Mid-Flood	Mid-Flood
Suspended Solids (SS), mg/L	6.9	13	9.3	9.1	18	10

Sample Number	14399-25	14399-26	14399-27	14399-39	14399-22	14399-23
Sample ID	CS1-a	CS1-a	CS1-a	SR1-a	IS1-a	IS1-a
Sampling Depth	S	M	B	M	S	M
Tide	Mid-Flood	Mid-Flood	Mid-Flood	Mid-Flood	Mid-Flood	Mid-Flood
Suspended Solids (SS), mg/L	17	10	11	8.5	13	9.5

Sample Number	14399-24	14399-28	14399-29	14399-30	14399-34	14399-35
Sample ID	IS1-a	ST1-a	ST1-a	ST1-a	IS2-a	IS2-a
Sampling Depth	B	S	M	B	S	M
Tide	Mid-Flood	Mid-Flood	Mid-Flood	Mid-Flood	Mid-Flood	Mid-Flood
Suspended Solids (SS), mg/L	10	13	11	8.9	7.5	9.8

Remark: 1) < = less than

2) S = Surface, M = Middle, B = Bottom

3) This report supersedes the one dated 2011/11/23 with certificate number 14399-V1

4) The samples as received are chilled and kept in ice-box

****

This laboratory is accredited by Hong Kong Laboratory Accreditation Scheme (HOKLAS) for specific test and / or measurants and the results shown in this report have been determined in accordance with the laboratory's terms of accreditation. It may not be reproduced except with prior written approval from WELLAB LIMITED and the results relate only to the items calibrated or tested.

WELLAB 匯力
Testing & Research
Rooms 816, 1502, 1516 and 1701-2, Technology Park, 18 On Lai Street, Shatin. N.T., HK
Tel: 2898 7388 Fax: 2898 7076
Website:http://www.wellab.com.hk E-mail:wellab@wellab.com.hk

HOKLAS 083
TEST

TEST REPORT

Laboratory No.:	14399-V2
Date of Issue:	2011-12-07
Date Received:	2011-10-22
Date Tested:	2011-10-22
Date Completed:	2011-10-28

Results:

Sample Number	14399-36	14399-37	14399-38	14399-40	14399-41	14399-42
Sample ID	IS2-a	IS3-a	IS3-a	SR2-a	SR3-a	IS(Mf)20-a
Sampling Depth	B	S	B	M	M	M
Tide	Mid-Flood	Mid-Flood	Mid-Flood	Mid-Flood	Mid-Flood	Mid-Flood
Suspended Solids (SS), mg/L	10	11	14	16	18	12

Sample Number	14399-52	14399-53	14399-54	14399-46	14399-47	14399-48
Sample ID	ST3-b	ST3-b	ST3-b	CS1-b	CS1-b	CS1-b
Sampling Depth	S	M	B	S	M	B
Tide	Mid-Ebb	Mid-Ebb	Mid-Ebb	Mid-Ebb	Mid-Ebb	Mid-Ebb
Suspended Solids (SS), mg/L	11	9.2	10	11	7.4	7.5

Sample Number	14399-60	14399-43	14399-44	14399-45	14399-49	14399-50
Sample ID	SR1-b	IS1-b	IS1-b	IS1-b	ST1-b	ST1-b
Sampling Depth	M	S	M	B	S	M
Tide	Mid-Ebb	Mid-Ebb	Mid-Ebb	Mid-Ebb	Mid-Ebb	Mid-Ebb
Suspended Solids (SS), mg/L	6.8	7.9	7.2	11	9.5	9.0

Sample Number	14399-51	14399-55	14399-56	14399-57	14399-58	14399-59
Sample ID	ST1-b	IS2-b	IS2-b	IS2-b	IS3-b	IS3-b
Sampling Depth	B	S	M	B	S	B
Tide	Mid-Ebb	Mid-Ebb	Mid-Ebb	Mid-Ebb	Mid-Ebb	Mid-Ebb
Suspended Solids (SS), mg/L	9.8	11	7.3	11	15	11

Remark: 1) < = less than

2) S = Surface, M = Middle, B = Bottom

3) This report supersedes the one dated 2011/11/23 with certificate number 14399-V1

4) The samples as received are chilled and kept in ice-box

****

This laboratory is accredited by Hong Kong Laboratory Accreditation Scheme (HOKLAS) for specific test and / or measurants and the results shown in this report have been determined in accordance with the laboratory's terms of accreditation. It may not be reproduced except with prior written approval from WELLAB LIMITED and the results relate only to the items calibrated or tested.

WELLAB 匯力
Testing & Research
Rooms 816, 1502, 1516 and 1701-2, Technology Park, 18 On Lai Street, Shatin. N.T., HK
Tel: 2898 7388 Fax: 2898 7076
Website:http://www.wellab.com.hk E-mail:wellab@wellab.com.hk

HOKLAS 083
TEST

TEST REPORT

Laboratory No.:	14399-V2
Date of Issue:	2011-12-07
Date Received:	2011-10-22
Date Tested:	2011-10-22
Date Completed:	2011-10-28

Results:

Sample Number	14399-61	14399-62	14399-63	14399-73	14399-74	14399-75
Sample ID	SR2-b	SR3-b	IS(Mf)20-b	ST3-b	ST3-b	ST3-b
Sampling Depth	M	M	M	S	M	B
Tide	Mid-Ebb	Mid-Ebb	Mid-Ebb	Mid-Flood	Mid-Flood	Mid-Flood
Suspended Solids (SS), mg/L	7.0	12	9.3	9.2	18	10

Sample Number	14399-67	14399-68	14399-69	14399-81	14399-64	14399-65
Sample ID	CS1-b	CS1-b	CS1-b	SR1-b	IS1-b	IS1-b
Sampling Depth	S	M	B	M	S	M
Tide	Mid-Flood	Mid-Flood	Mid-Flood	Mid-Flood	Mid-Flood	Mid-Flood
Suspended Solids (SS), mg/L	17	10	11	8.3	12	9.5

Sample Number	14399-66	14399-70	14399-71	14399-72	14399-76	14399-77
Sample ID	IS1-b	ST1-b	ST1-b	ST1-b	IS2-b	IS2-b
Sampling Depth	B	S	M	B	S	M
Tide	Mid-Flood	Mid-Flood	Mid-Flood	Mid-Flood	Mid-Flood	Mid-Flood
Suspended Solids (SS), mg/L	9.8	12	12	8.9	7.7	9.8

Sample Number	14399-78	14399-79	14399-80	14399-82	14399-83	14399-84
Sample ID	IS2-b	IS3-b	IS3-b	SR2-b	SR3-b	IS(Mf)20-b
Sampling Depth	B	S	B	M	M	M
Tide	Mid-Flood	Mid-Flood	Mid-Flood	Mid-Flood	Mid-Flood	Mid-Flood
Suspended Solids (SS), mg/L	11	12	15	16	18	12

Remark: 1) < = less than

2) S = Surface, M = Middle, B = Bottom

3) This report supersedes the one dated 2011/11/23 with certificate number 14399-V1

4) The samples as received are chilled and kept in ice-box

**********END OF REPORT**********

This laboratory is accredited by Hong Kong Laboratory Accreditation Scheme (HOKLAS) for specific test and / or measurants and the results shown in this report have been determined in accordance with the laboratory's terms of accreditation. It may not be reproduced except with prior written approval from WELLAB LIMITED and the results relate only to the items calibrated or tested.

WELLAB 匯力
Testing & Research
Rooms 816, 1502, 1516 and 1701-2, Technology Park, 18 On Lai Street, Shatin. N.T., HK
Tel: 2898 7388 Fax: 2898 7076
Website:http://www.wellab.com.hk E-mail:wellab@wellab.com.hk

HOKLAS 083
TEST

TEST REPORT

APPLICANT: **Cinotech Consultants Limited**
RM 1710, Technology Park,
18 On Lai Street,
Shatin, N.T., Hong Kong

Laboratory No.:	14400-V2
Date of Issue:	2011-12-07
Date Received:	2011-10-22
Date Tested:	2011-10-22
Date Completed:	2011-10-28

ATTN: **Miss Mei Ling Tang** Page: 1 of 4

Sample Description : 80 liquid samples as received by customer said to be marine water
Project No. : MA11050
Project Name : Baseline Environmental Monitoring for Hong Kong-Zhuhai-Marco Brige Hong Kong Projects - Investigation
Sampling Date : 2011-10-22

Test Requested & Methodology:

Item	Parameters	Ref. Method	Limit of Reporting
1	Suspended Solids (SS)	APHA 17ed 2540 D	*0.5 mg/L

Remark: 1) * Limit of Reporting is reported as Detection Limit

Results:

Sample Number	14400-1	14400-2	14400-3	14400-4	14400-5	14400-6
Sample ID	SR6-a	SR6-a	ST2-a	ST2-a	ST2-a	CS2-a
Sampling Depth	S	B	S	M	B	S
Tide	Mid-Ebb	Mid-Ebb	Mid-Ebb	Mid-Ebb	Mid-Ebb	Mid-Ebb
Suspended Solids (SS), mg/L	6.7	8.0	12	5.3	5.3	14

Sample Number	14400-7	14400-8	14400-9	14400-10	14400-11	14400-12
Sample ID	CS2-a	CS2-a	IS4-a	IS4-a	IS4-a	IS5-a
Sampling Depth	M	B	S	M	B	S
Tide	Mid-Ebb	Mid-Ebb	Mid-Ebb	Mid-Ebb	Mid-Ebb	Mid-Ebb
Suspended Solids (SS), mg/L	12	8.7	9.9	10	15	7.1

Remark: 1) < = less than
2) S = Surface, M = Middle, B = Bottom
3) This report supersedes the one dated 2011/11/23 with certificate number 14400-V1
4) The samples as received are chilled and kept in ice-box

****

PREPARED AND CHECKED BY:
For and On Behalf of **WELLAB Ltd.**

Approved Signatory: Patrick Tse
Tse Siu Kei, Patrick
Laboratory Manager

This laboratory is accredited by Hong Kong Laboratory Accreditation Scheme (HOKLAS) for specific test and / or measurants and the results shown in this report have been determined in accordance with the laboratory's terms of accreditation. It may not be reproduced except with prior written approval from WELLAB LIMITED and the results relate only to the items calibrated or tested.

WELLAB 匯力
Testing & Research
Rooms 816, 1502, 1516 and 1701-2, Technology Park, 18 On Lai Street, Shatin. N.T., HK
Tel: 2898 7388 Fax: 2898 7076
Website:http://www.wellab.com.hk E-mail:wellab@wellab.com.hk

HOKLAS 083
TEST

TEST REPORT

Laboratory No.:	14400-V2
Date of Issue:	2011-12-07
Date Received:	2011-10-22
Date Tested:	2011-10-22
Date Completed:	2011-10-28

Results:

Sample Number	14400-13	14400-14	14400-15	14400-16	14400-17	14400-18
Sample ID	IS5-a	IS5-a	IS(Mf)6-a	IS(Mf)6-a	IS7-a	IS7-a
Sampling Depth	M	B	S	B	S	B
Tide	Mid-Ebb	Mid-Ebb	Mid-Ebb	Mid-Ebb	Mid-Ebb	Mid-Ebb
Suspended Solids (SS), mg/L	8.6	8.6	6.6	7.6	6.9	19

Sample Number	14400-19	14400-20	14400-21	14400-22	14400-23	14400-24
Sample ID	IS(Mf)9-a	IS(Mf)9-a	SR6-a	SR6-a	ST2-a	ST2-a
Sampling Depth	S	B	S	B	S	M
Tide	Mid-Ebb	Mid-Ebb	Mid-Flood	Mid-Flood	Mid-Flood	Mid-Flood
Suspended Solids (SS), mg/L	6.2	4.8	13	13	12	9.2

Sample Number	14400-25	14400-26	14400-27	14400-28	14400-29	14400-30
Sample ID	ST2-a	CS2-a	CS2-a	CS2-a	IS4-a	IS4-a
Sampling Depth	B	S	M	B	S	M
Tide	Mid-Flood	Mid-Flood	Mid-Flood	Mid-Flood	Mid-Flood	Mid-Flood
Suspended Solids (SS), mg/L	8.2	20	22	10	13	13

Sample Number	14400-31	14400-32	14400-33	14400-34	14400-35	14400-36
Sample ID	IS4-a	IS5-a	IS5-a	IS5-a	IS(Mf)6-a	IS(Mf)6-a
Sampling Depth	B	S	M	B	S	B
Tide	Mid-Flood	Mid-Flood	Mid-Flood	Mid-Flood	Mid-Flood	Mid-Flood
Suspended Solids (SS), mg/L	14	8.6	10	8.9	16	18

Remark: 1) < = less than

2) S = Surface, M = Middle, B = Bottom

3) This report supersedes the one dated 2011/11/23 with certificate number 14400-V1

4) The samples as received are chilled and kept in ice-box

****

This laboratory is accredited by Hong Kong Laboratory Accreditation Scheme (HOKLAS) for specific test and / or measurants and the results shown in this report have been determined in accordance with the laboratory's terms of accreditation. It may not be reproduced except with prior written approval from WELLAB LIMITED and the results relate only to the items calibrated or tested.

WELLAB 匯力
Testing & Research
Rooms 816, 1502, 1516 and 1701-2, Technology Park, 18 On Lai Street, Shatin. N.T., HK
Tel: 2898 7388 Fax: 2898 7076
Website:http://www.wellab.com.hk E-mail:wellab@wellab.com.hk

HOKLAS 083
TEST

TEST REPORT

Laboratory No.:	14400-V2
Date of Issue:	2011-12-07
Date Received:	2011-10-22
Date Tested:	2011-10-22
Date Completed:	2011-10-28

Results:

Sample Number	14400-37	14400-38	14400-39	14400-40	14400-41	14400-42
Sample ID	IS7-a	IS7-a	IS(Mf)9-a	IS(Mf)9-a	SR6-b	SR6-b
Sampling Depth	S	B	S	B	S	B
Tide	Mid-Flood	Mid-Flood	Mid-Flood	Mid-Flood	Mid-Ebb	Mid-Ebb
Suspended Solids (SS), mg/L	17	18	12	10	6.8	8.0

Sample Number	14400-43	14400-44	14400-45	14400-46	14400-47	14400-48
Sample ID	ST2-b	ST2-b	ST2-b	CS2-b	CS2-b	CS2-b
Sampling Depth	S	M	B	S	M	B
Tide	Mid-Ebb	Mid-Ebb	Mid-Ebb	Mid-Ebb	Mid-Ebb	Mid-Ebb
Suspended Solids (SS), mg/L	11	5.2	5.1	14	12	8.6

Sample Number	14400-49	14400-50	14400-51	14400-52	14400-53	14400-54
Sample ID	IS4-b	IS4-b	IS4-b	IS5-b	IS5-b	IS5-b
Sampling Depth	S	M	B	S	M	B
Tide	Mid-Ebb	Mid-Ebb	Mid-Ebb	Mid-Ebb	Mid-Ebb	Mid-Ebb
Suspended Solids (SS), mg/L	9.8	11	15	7.1	8.6	8.5

Sample Number	14400-55	14400-56	14400-57	14400-58	14400-59	14400-60
Sample ID	IS(Mf)6-b	IS(Mf)6-b	IS7-b	IS7-b	IS(Mf)9-b	IS(Mf)9-b
Sampling Depth	S	B	S	B	S	B
Tide	Mid-Ebb	Mid-Ebb	Mid-Ebb	Mid-Ebb	Mid-Ebb	Mid-Ebb
Suspended Solids (SS), mg/L	6.6	7.6	7.0	19	6.1	4.9

Remark: 1) < = less than

2) S = Surface, M = Middle, B = Bottom

3) This report supersedes the one dated 2011/11/23 with certificate number 14400-V1

4) The samples as received are chilled and kept in ice-box

****

This laboratory is accredited by Hong Kong Laboratory Accreditation Scheme (HOKLAS) for specific test and / or measurants and the results shown in this report have been determined in accordance with the laboratory's terms of accreditation. It may not be reproduced except with prior written approval from WELLAB LIMITED and the results relate only to the items calibrated or tested.

WELLAB 匯力
Testing & Research
Rooms 816, 1502, 1516 and 1701-2, Technology Park, 18 On Lai Street, Shatin. N.T., HK
Tel: 2898 7388 Fax: 2898 7076
Website:http://www.wellab.com.hk E-mail:wellab@wellab.com.hk

HOKLAS 083
TEST

TEST REPORT

Laboratory No.:	14400-V2
Date of Issue:	2011-12-07
Date Received:	2011-10-22
Date Tested:	2011-10-22
Date Completed:	2011-10-28

Results:

Sample Number	14400-61	14400-62	14400-63	14400-64	14400-65	14400-66
Sample ID	SR6-b	SR6-b	ST2-b	ST2-b	ST2-b	CS2-b
Sampling Depth	S	B	S	M	B	S
Tide	Mid-Flood	Mid-Flood	Mid-Flood	Mid-Flood	Mid-Flood	Mid-Flood
Suspended Solids (SS), mg/L	13	13	12	9.4	8.1	20

Sample Number	14400-67	14400-68	14400-69	14400-70	14400-71	14400-72
Sample ID	CS2-b	CS2-b	IS4-b	IS4-b	IS4-b	IS5-b
Sampling Depth	M	B	S	M	B	S
Tide	Mid-Flood	Mid-Flood	Mid-Flood	Mid-Flood	Mid-Flood	Mid-Flood
Suspended Solids (SS), mg/L	22	10	13	13	14	8.8

Sample Number	14400-73	14400-74	14400-75	14400-76	14400-77	14400-78
Sample ID	IS5-b	IS5-b	IS(Mf)6-b	IS(Mf)6-b	IS7-b	IS7-b
Sampling Depth	M	B	S	B	S	B
Tide	Mid-Flood	Mid-Flood	Mid-Flood	Mid-Flood	Mid-Flood	Mid-Flood
Suspended Solids (SS), mg/L	11	9.0	16	19	17	18

Sample Number	14400-79	14400-80
Sample ID	IS(Mf)9-b	IS(Mf)9-b
Sampling Depth	S	B
Tide	Mid-Flood	Mid-Flood
Suspended Solids (SS), mg/L	12	10

Remark: 1) < = less than

2) S = Surface, M = Middle, B = Bottom

3) This report supersedes the one dated 2011/11/23 with certificate number 14400-V1

4) The samples as received are chilled and kept in ice-box

**********END OF REPORT**********

This laboratory is accredited by Hong Kong Laboratory Accreditation Scheme (HOKLAS) for specific test and / or measurants and the results shown in this report have been determined in accordance with the laboratory's terms of accreditation. It may not be reproduced except with prior written approval from WELLAB LIMITED and the results relate only to the items calibrated or tested.

WELLAB 匯力
Testing & Research
Rooms 816, 1502, 1516 and 1701-2, Technology Park, 18 On Lai Street, Shatin, N.T., HK
Tel: 2898 7388 Fax: 2898 7076
Website:http://www.wellab.com.hk E-mail:wellab@wellab.com.hk

HOKLAS 083
TEST

TEST REPORT

APPLICANT: **Cinotech Consultants Limited**
RM 1710, Technology Park,
18 On Lai Street,
Shatin, N.T., Hong Kong

Laboratory No.:	14401-V2
Date of Issue:	2011-12-07
Date Received:	2011-10-22
Date Tested:	2011-10-22
Date Completed:	2011-10-28

ATTN: **Miss Mei Ling Tang** Page: 1 of 6

Sample Description : 114 liquid samples as received by customer said to be marine water
Project No. : MA11050
Project Name : Baseline Environmental Monitoring for Hong Kong-Zhuhai-Marco Brige Hong Kong Projects - Investigation
Sampling Date : 2011-10-22

Test Requested & Methodology:

Item	Parameters	Ref. Method	Limit of Reporting
1	Suspended Solids (SS)	APHA 17ed 2540 D	*0.5 mg/L

Remark: 1) * Limit of Reporting is reported as Detection Limit

Results:

Sample Number	14401-1	14401-2	14401-3	14401-4	14401-5	14401-6
Sample ID	SR4-a	SR4-a	IS8-a	IS8-a	IS17-a	IS17-a
Sampling Depth	S	B	S	B	S	M
Tide	Mid-Ebb	Mid-Ebb	Mid-Ebb	Mid-Ebb	Mid-Ebb	Mid-Ebb
Suspended Solids (SS), mg/L	16	12	9.7	15	8.2	6.6

Sample Number	14401-7	14401-8	14401-9	14401-10	14401-11	14401-12
Sample ID	IS17-a	GG1-a	GG1-a	GG1-a	SR7-a	SR7-a
Sampling Depth	B	S	M	B	S	B
Tide	Mid-Ebb	Mid-Ebb	Mid-Ebb	Mid-Ebb	Mid-Ebb	Mid-Ebb
Suspended Solids (SS), mg/L	12	12	9.5	13	12	7.2

Remark: 1) < = less than
2) S = Surface, M = Middle, B = Bottom
3) This report supersedes the one dated 2011/11/23 with certificate number 14401-V1
4) The samples as received are chilled and kept in ice-box

****

PREPARED AND CHECKED BY:
For and On Behalf of **WELLAB Ltd.**

Approved Signatory: _____
Tse Siu Kei, Patrick
Laboratory Manager

This laboratory is accredited by Hong Kong Laboratory Accreditation Scheme (HOKLAS) for specific test and / or measurants and the results shown in this report have been determined in accordance with the laboratory's terms of accreditation. It may not be reproduced except with prior written approval from WELLAB LIMITED and the results relate only to the items calibrated or tested.

WELLAB 匯力
Testing & Research
Rooms 816, 1502, 1516 and 1701-2, Technology Park, 18 On Lai Street, Shatin. N.T., HK
Tel: 2898 7388 Fax: 2898 7076
Website:http://www.wellab.com.hk E-mail:wellab@wellab.com.hk

HOKLAS 083
TEST

TEST REPORT

Laboratory No.:	14401-V2
Date of Issue:	2011-12-07
Date Received:	2011-10-22
Date Tested:	2011-10-22
Date Completed:	2011-10-28

Results:

Sample Number	14401-13	14401-14	14401-15	14401-16	14401-17	14401-18
Sample ID	IS10-a	IS10-a	IS10-a	IS(Mf)16-a	IS(Mf)16-a	IS(Mf)16-a
Sampling Depth	S	M	B	S	M	B
Tide	Mid-Ebb	Mid-Ebb	Mid-Ebb	Mid-Ebb	Mid-Ebb	Mid-Ebb
Suspended Solids (SS), mg/L	6.6	7.2	4.8	5.6	4.8	6.4

Sample Number	14401-19	14401-20	14401-21	14401-22	14401-23	14401-24
Sample ID	IS(Mf)11-a	IS(Mf)11-a	IS(Mf)11-a	SR5-a	SR5-a	CS(Mf)3-a
Sampling Depth	S	M	B	S	B	S
Tide	Mid-Ebb	Mid-Ebb	Mid-Ebb	Mid-Ebb	Mid-Ebb	Mid-Ebb
Suspended Solids (SS), mg/L	8.4	7.3	6.0	7.5	6.6	7.2

Sample Number	14401-25	14401-26	14401-27	14401-28	14401-29	14401-30
Sample ID	CS(Mf)3-a	CS4-a	CS4-a	CS4-a	SR4-a	SR4-a
Sampling Depth	B	S	M	B	S	B
Tide	Mid-Ebb	Mid-Ebb	Mid-Ebb	Mid-Ebb	Mid-Flood	Mid-Flood
Suspended Solids (SS), mg/L	6.3	9.0	5.9	8.9	11	11

Sample Number	14401-31	14401-32	14401-33	14401-34	14401-35	14401-36
Sample ID	IS8-a	IS8-a	IS17-a	IS17-a	IS17-a	GG1-a
Sampling Depth	S	B	S	M	B	S
Tide	Mid-Flood	Mid-Flood	Mid-Flood	Mid-Flood	Mid-Flood	Mid-Flood
Suspended Solids (SS), mg/L	11	16	11	13	11	11

Remark: 1) < = less than

2) S = Surface, M = Middle, B = Bottom

3) This report supersedes the one dated 2011/11/23 with certificate number 14401-V1

4) The samples as received are chilled and kept in ice-box

****

This laboratory is accredited by Hong Kong Laboratory Accreditation Scheme (HOKLAS) for specific test and / or measurants and the results shown in this report have been determined in accordance with the laboratory's terms of accreditation. It may not be reproduced except with prior written approval from WELLAB LIMITED and the results relate only to the items calibrated or tested.

WELLAB 匯力
Testing & Research
Rooms 816, 1502, 1516 and 1701-2, Technology Park, 18 On Lai Street, Shatin. N.T., HK
Tel: 2898 7388 Fax: 2898 7076
Website:http://www.wellab.com.hk E-mail:wellab@wellab.com.hk

HOKLAS 083
TEST

TEST REPORT

Laboratory No.:	14401-V2
Date of Issue:	2011-12-07
Date Received:	2011-10-22
Date Tested:	2011-10-22
Date Completed:	2011-10-28

Results:

Sample Number	14401-37	14401-38	14401-39	14401-40	14401-41	14401-42
Sample ID	GG1-a	GG1-a	SR7-a	SR7-a	IS10-a	IS10-a
Sampling Depth	M	B	S	B	S	M
Tide	Mid-Flood	Mid-Flood	Mid-Flood	Mid-Flood	Mid-Flood	Mid-Flood
Suspended Solids (SS), mg/L	13	13	14	14	11	9.9

Sample Number	14401-43	14401-44	14401-45	14401-46	14401-47	14401-48
Sample ID	IS10-a	IS(Mf)16-a	IS(Mf)16-a	IS(Mf)16-a	IS(Mf)11-a	IS(Mf)11-a
Sampling Depth	B	S	M	B	S	M
Tide	Mid-Flood	Mid-Flood	Mid-Flood	Mid-Flood	Mid-Flood	Mid-Flood
Suspended Solids (SS), mg/L	10	14	17	9.2	14	18

Sample Number	14401-49	14401-50	14401-51	14401-52	14401-53	14401-54
Sample ID	IS(Mf)11-a	SR5-a	SR5-a	CS(Mf)3-a	CS(Mf)3-a	CS(Mf)3-a
Sampling Depth	B	S	B	S	M	B
Tide	Mid-Flood	Mid-Flood	Mid-Flood	Mid-Flood	Mid-Flood	Mid-Flood
Suspended Solids (SS), mg/L	13	9.9	11	9.8	10	12

Sample Number	14401-55	14401-56	14401-57	14401-58	14401-59	14401-60
Sample ID	CS4-a	CS4-a	CS4-a	SR4-b	SR4-b	IS8-b
Sampling Depth	S	M	B	S	B	S
Tide	Mid-Flood	Mid-Flood	Mid-Flood	Mid-Ebb	Mid-Ebb	Mid-Ebb
Suspended Solids (SS), mg/L	13	7.5	10	16	12	9.9

Remark: 1) < = less than

2) S = Surface, M = Middle, B = Bottom

3) This report supersedes the one dated 2011/11/23 with certificate number 14401-V1

4) The samples as received are chilled and kept in ice-box

****

This laboratory is accredited by Hong Kong Laboratory Accreditation Scheme (HOKLAS) for specific test and / or measurants and the results shown in this report have been determined in accordance with the laboratory's terms of accreditation. It may not be reproduced except with prior written approval from WELLAB LIMITED and the results relate only to the items calibrated or tested.

WELLAB 匯力
Testing & Research
Rooms 816, 1502, 1516 and 1701-2, Technology Park, 18 On Lai Street, Shatin. N.T., HK
Tel: 2898 7388 Fax: 2898 7076
Website:http://www.wellab.com.hk E-mail:wellab@wellab.com.hk

HOKLAS 083
TEST

TEST REPORT

Laboratory No.:	14401-V2
Date of Issue:	2011-12-07
Date Received:	2011-10-22
Date Tested:	2011-10-22
Date Completed:	2011-10-28

Results:

Sample Number	14401-61	14401-62	14401-63	14401-64	14401-65	14401-66
Sample ID	IS8-b	IS17-b	IS17-b	IS17-b	GG1-b	GG1-b
Sampling Depth	B	S	M	B	S	M
Tide	Mid-Ebb	Mid-Ebb	Mid-Ebb	Mid-Ebb	Mid-Ebb	Mid-Ebb
Suspended Solids (SS), mg/L	15	8.4	6.7	12	13	9.7

Sample Number	14401-67	14401-68	14401-69	14401-70	14401-71	14401-72
Sample ID	GG1-b	SR7-b	SR7-b	IS10-b	IS10-b	IS10-b
Sampling Depth	B	S	B	S	M	B
Tide	Mid-Ebb	Mid-Ebb	Mid-Ebb	Mid-Ebb	Mid-Ebb	Mid-Ebb
Suspended Solids (SS), mg/L	13	12	7.5	6.8	7.5	4.7

Sample Number	14401-73	14401-74	14401-75	14401-76	14401-77	14401-78
Sample ID	IS(Mf)16-b	IS(Mf)16-b	IS(Mf)16-b	IS(Mf)11-b	IS(Mf)11-b	IS(Mf)11-b
Sampling Depth	S	M	B	S	M	B
Tide	Mid-Ebb	Mid-Ebb	Mid-Ebb	Mid-Ebb	Mid-Ebb	Mid-Ebb
Suspended Solids (SS), mg/L	5.7	4.8	6.3	8.3	7.0	6.0

Sample Number	14401-79	14401-80	14401-81	14401-82	14401-83	14401-84
Sample ID	SR5-b	SR5-b	CS(Mf)3-b	CS(Mf)3-b	CS4-b	CS4-b
Sampling Depth	S	B	S	B	S	M
Tide	Mid-Ebb	Mid-Ebb	Mid-Ebb	Mid-Ebb	Mid-Ebb	Mid-Ebb
Suspended Solids (SS), mg/L	7.3	6.5	7.4	6.1	9.2	6.1

Remark: 1) < = less than

2) S = Surface, M = Middle, B = Bottom

3) This report supersedes the one dated 2011/11/23 with certificate number 14401-V1

4) The samples as received are chilled and kept in ice-box

****

This laboratory is accredited by Hong Kong Laboratory Accreditation Scheme (HOKLAS) for specific test and / or measurants and the results shown in this report have been determined in accordance with the laboratory's terms of accreditation. It may not be reproduced except with prior written approval from WELLAB LIMITED and the results relate only to the items calibrated or tested.

WELLAB 匯力
Testing & Research
Rooms 816, 1502, 1516 and 1701-2, Technology Park, 18 On Lai Street, Shatin. N.T., HK
Tel: 2898 7388 Fax: 2898 7076
Website:http://www.wellab.com.hk E-mail:wellab@wellab.com.hk

HOKLAS 083
TEST

TEST REPORT

Laboratory No.:	14401-V2
Date of Issue:	2011-12-07
Date Received:	2011-10-22
Date Tested:	2011-10-22
Date Completed:	2011-10-28

Results:

Sample Number	14401-85	14401-86	14401-87	14401-88	14401-89	14401-90
Sample ID	CS4-b	SR4-b	SR4-b	IS8-b	IS8-b	IS17-b
Sampling Depth	B	S	B	S	B	S
Tide	Mid-Ebb	Mid-Flood	Mid-Flood	Mid-Flood	Mid-Flood	Mid-Flood
Suspended Solids (SS), mg/L	9.3	10	10	11	16	12

Sample Number	14401-91	14401-92	14401-93	14401-94	14401-95	14401-96
Sample ID	IS17-b	IS17-b	GG1-b	GG1-b	GG1-b	SR7-b
Sampling Depth	M	B	S	M	B	S
Tide	Mid-Flood	Mid-Flood	Mid-Flood	Mid-Flood	Mid-Flood	Mid-Flood
Suspended Solids (SS), mg/L	13	10	12	13	13	14

Sample Number	14401-97	14401-98	14401-99	14401-100	14401-101	14401-102
Sample ID	SR7-b	IS10-b	IS10-b	IS10-b	IS(Mf)16-b	IS(Mf)16-b
Sampling Depth	B	S	M	B	S	M
Tide	Mid-Flood	Mid-Flood	Mid-Flood	Mid-Flood	Mid-Flood	Mid-Flood
Suspended Solids (SS), mg/L	14	11	9.7	10	14	17

Sample Number	14401-103	14401-104	14401-105	14401-106	14401-107	14401-108
Sample ID	IS(Mf)16-b	IS(Mf)11-b	IS(Mf)11-b	IS(Mf)11-b	SR5-b	SR5-b
Sampling Depth	B	S	M	B	S	B
Tide	Mid-Flood	Mid-Flood	Mid-Flood	Mid-Flood	Mid-Flood	Mid-Flood
Suspended Solids (SS), mg/L	9.0	13	18	13	9.8	11

Remark: 1) < = less than

2) S = Surface, M = Middle, B = Bottom

3) This report supersedes the one dated 2011/11/23 with certificate number 14401-V1

4) The samples as received are chilled and kept in ice-box

****

This laboratory is accredited by Hong Kong Laboratory Accreditation Scheme (HOKLAS) for specific test and / or measurants and the results shown in this report have been determined in accordance with the laboratory's terms of accreditation. It may not be reproduced except with prior written approval from WELLAB LIMITED and the results relate only to the items calibrated or tested.

WELLAB 匯力
Testing & Research
Rooms 816, 1502, 1516 and 1701-2, Technology Park, 18 On Lai Street, Shatin. N.T., HK
Tel: 2898 7388 Fax: 2898 7076
Website:http://www.wellab.com.hk E-mail:wellab@wellab.com.hk

HOKLAS 083
TEST

TEST REPORT

Laboratory No.:	14401-V2
Date of Issue:	2011-12-07
Date Received:	2011-10-22
Date Tested:	2011-10-22
Date Completed:	2011-10-28

Results:

Sample Number	14401-109	14401-110	14401-111	14401-112	14401-113	14401-114
Sample ID	CS(Mf)3-b	CS(Mf)3-b	CS(Mf)3-b	CS4-b	CS4-b	CS4-b
Sampling Depth	S	M	B	S	M	B
Tide	Mid-Flood	Mid-Flood	Mid-Flood	Mid-Flood	Mid-Flood	Mid-Flood
Suspended Solids (SS), mg/L	9.8	10	12	13	7.4	10

Remark: 1) < = less than

2) S = Surface, M = Middle, B = Bottom

3) This report supersedes the one dated 2011/11/23 with certificate number 14401-V1

4) The samples as received are chilled and kept in ice-box

**********END OF REPORT**********

This laboratory is accredited by Hong Kong Laboratory Accreditation Scheme (HOKLAS) for specific test and / or measurants and the results shown in this report have been determined in accordance with the laboratory's terms of accreditation. It may not be reproduced except with prior written approval from WELLAB LIMITED and the results relate only to the items calibrated or tested.

WELLAB 滙力
Testing & Research
Rooms 816, 1502, 1516 and 1701-2, Technology Park, 18 On Lai Street, Shatin. N.T., HK
Tel: 2898 7388 Fax: 2898 7076
Website:http://www.wellab.com.hk E-mail:wellab@wellab.com.hk

HOKLAS 083
TEST

TEST REPORT

APPLICANT: **Cinotech Consultants Limited**
RM 1710, Technology Park,
18 On Lai Street,
Shatin, N.T., Hong Kong

Laboratory No.:	14402-V2
Date of Issue:	2011-12-07
Date Received:	2011-10-22
Date Tested:	2011-10-22
Date Completed:	2011-10-28

ATTN: **Miss Mei Ling Tang** Page: 1 of 6

Sample Description : 124 liquid samples as received by customer said to be marine water
Project No. : MA11050
Project Name : Baseline Environmental Monitoring for Hong Kong-Zhuhai-Marco Brige Hong Kong Projects - Investigation
Sampling Date : 2011-10-22

Test Requested & Methodology:

Item	Parameters	Ref. Method	Limit of Reporting
1	Suspended Solids (SS)	APHA 17ed 2540 D	*0.5 mg/L

Remark: 1) * Limit of Reporting is reported as Detection Limit

Results:

Sample Number	14402-1	14402-2	14402-3	14402-4	14402-5	14402-6
Sample ID	SR10A-a	SR10A-a	SR10A-a	SR10B-a	SR10B-a	SR10B-a
Sampling Depth	S	M	B	S	M	B
Tide	Mid-Ebb	Mid-Ebb	Mid-Ebb	Mid-Ebb	Mid-Ebb	Mid-Ebb
Suspended Solids (SS), mg/L	6.7	6.0	7.3	7.7	4.9	4.5

Sample Number	14402-7	14402-8	14402-9	14402-10	14402-11	14402-12
Sample ID	CSA-a	CSA-a	CSA-a	CS6-a	CS6-a	CS6-a
Sampling Depth	S	M	B	S	M	B
Tide	Mid-Ebb	Mid-Ebb	Mid-Ebb	Mid-Ebb	Mid-Ebb	Mid-Ebb
Suspended Solids (SS), mg/L	10	11	8.6	5.0	5.7	8.3

Remark: 1) < = less than
2) S = Surface, M = Middle, B = Bottom
3) This report supersedes the one dated 2011/11/23 with certificate number 14402-V1
4) The samples as received are chilled and kept in ice-box

****

PREPARED AND CHECKED BY:
For and On Behalf of **WELLAB Ltd.**

Approved Signatory: Patrick Tse
Tse Siu Kei, Patrick
Laboratory Manager

This laboratory is accredited by Hong Kong Laboratory Accreditation Scheme (HOKLAS) for specific test and / or measurants and the results shown in this report have been determined in accordance with the laboratory's terms of accreditation. It may not be reproduced except with prior written approval from WELLAB LIMITED and the results relate only to the items calibrated or tested.

WELLAB 匯力
Testing & Research
Rooms 816, 1502, 1516 and 1701-2, Technology Park, 18 On Lai Street, Shatin. N.T., HK
Tel: 2898 7388 Fax: 2898 7076
Website:http://www.wellab.com.hk E-mail:wellab@wellab.com.hk

HOKLAS 083
TEST

TEST REPORT

Laboratory No.:	14402-V2
Date of Issue:	2011-12-07
Date Received:	2011-10-22
Date Tested:	2011-10-22
Date Completed:	2011-10-28

Results:

Sample Number	14402-13	14402-14	14402-15	14402-16	14402-17	14402-18
Sample ID	SR8-a	SR8-a	SR9-a	SR9-a	IS15-a	IS15-a
Sampling Depth	S	B	S	B	S	M
Tide	Mid-Ebb	Mid-Ebb	Mid-Ebb	Mid-Ebb	Mid-Ebb	Mid-Ebb
Suspended Solids (SS), mg/L	12	12	6.3	8.9	11	8.1

Sample Number	14402-19	14402-20	14402-21	14402-22	14402-23	14402-24
Sample ID	IS15-a	IS13-a	IS13-a	IS13-a	IS12-a	IS12-a
Sampling Depth	B	S	M	B	S	M
Tide	Mid-Ebb	Mid-Ebb	Mid-Ebb	Mid-Ebb	Mid-Ebb	Mid-Ebb
Suspended Solids (SS), mg/L	13	13	16	13	11	7.3

Sample Number	14402-25	14402-26	14402-27	14402-28	14402-29	14402-30
Sample ID	IS12-a	IS14-a	IS14-a	IS14-a	CS(Mf)5-a	CS(Mf)5-a
Sampling Depth	B	S	M	B	S	M
Tide	Mid-Ebb	Mid-Ebb	Mid-Ebb	Mid-Ebb	Mid-Ebb	Mid-Ebb
Suspended Solids (SS), mg/L	7.9	16	11	12	8.1	13

Sample Number	14402-31	14402-32	14402-33	14402-34	14402-35	14402-36
Sample ID	CS(Mf)5-a	SR10A-a	SR10A-a	SR10A-a	SR10B-a	SR10B-a
Sampling Depth	B	S	M	B	S	M
Tide	Mid-Ebb	Mid-Flood	Mid-Flood	Mid-Flood	Mid-Flood	Mid-Flood
Suspended Solids (SS), mg/L	9.4	13	8.0	7.5	7.7	7.3

Remark: 1) < = less than

2) S = Surface, M = Middle, B = Bottom

3) This report supersedes the one dated 2011/11/23 with certificate number 14402-V1

4) The samples as received are chilled and kept in ice-box

****

This laboratory is accredited by Hong Kong Laboratory Accreditation Scheme (HOKLAS) for specific test and / or measurants and the results shown in this report have been determined in accordance with the laboratory's terms of accreditation. It may not be reproduced except with prior written approval from WELLAB LIMITED and the results relate only to the items calibrated or tested.

WELLAB 匯力
Testing & Research
Rooms 816, 1502, 1516 and 1701-2, Technology Park, 18 On Lai Street, Shatin. N.T., HK
Tel: 2898 7388 Fax: 2898 7076
Website:http://www.wellab.com.hk E-mail:wellab@wellab.com.hk

HOKLAS 083
TEST

TEST REPORT

Laboratory No.:	14402-V2
Date of Issue:	2011-12-07
Date Received:	2011-10-22
Date Tested:	2011-10-22
Date Completed:	2011-10-28

Results:

Sample Number	14402-37	14402-38	14402-39	14402-40	14402-41	14402-42
Sample ID	SR10B-a	CSA-a	CSA-a	CSA-a	CS6-a	CS6-a
Sampling Depth	B	S	M	B	S	M
Tide	Mid-Flood	Mid-Flood	Mid-Flood	Mid-Flood	Mid-Flood	Mid-Flood
Suspended Solids (SS), mg/L	5.9	7.2	6.4	8.4	10	12

Sample Number	14402-43	14402-44	14402-45	14402-46	14402-47	14402-48
Sample ID	CS6-a	SR8-a	SR8-a	SR9-a	SR9-a	IS15-a
Sampling Depth	B	S	B	S	B	S
Tide	Mid-Flood	Mid-Flood	Mid-Flood	Mid-Flood	Mid-Flood	Mid-Flood
Suspended Solids (SS), mg/L	12	11	11	6.2	7.7	12

Sample Number	14402-49	14402-50	14402-51	14402-52	14402-53	14402-54
Sample ID	IS15-a	IS15-a	IS13-a	IS13-a	IS13-a	IS12-a
Sampling Depth	M	B	S	M	B	S
Tide	Mid-Flood	Mid-Flood	Mid-Flood	Mid-Flood	Mid-Flood	Mid-Flood
Suspended Solids (SS), mg/L	12	19	20	6.6	8.3	12

Sample Number	14402-55	14402-56	14402-57	14402-58	14402-59	14402-60
Sample ID	IS12-a	IS12-a	IS14-a	IS14-a	IS14-a	CS(Mf)5-a
Sampling Depth	M	B	S	M	B	S
Tide	Mid-Flood	Mid-Flood	Mid-Flood	Mid-Flood	Mid-Flood	Mid-Flood
Suspended Solids (SS), mg/L	12	16	8.4	12	6.9	7.9

Remark: 1) < = less than

2) S = Surface, M = Middle, B = Bottom

3) This report supersedes the one dated 2011/11/23 with certificate number 14402-V1

4) The samples as received are chilled and kept in ice-box

****

This laboratory is accredited by Hong Kong Laboratory Accreditation Scheme (HOKLAS) for specific test and / or measurants and the results shown in this report have been determined in accordance with the laboratory's terms of accreditation. It may not be reproduced except with prior written approval from WELLAB LIMITED and the results relate only to the items calibrated or tested.

WELLAB 匯力
Testing & Research
Rooms 816, 1502, 1516 and 1701-2, Technology Park, 18 On Lai Street, Shatin. N.T., HK
Tel: 2898 7388 Fax: 2898 7076
Website:http://www.wellab.com.hk E-mail:wellab@wellab.com.hk

HOKLAS 083
TEST

TEST REPORT

Laboratory No.:	14402-V2
Date of Issue:	2011-12-07
Date Received:	2011-10-22
Date Tested:	2011-10-22
Date Completed:	2011-10-28

Results:

Sample Number	14402-61	14402-62	14402-63	14402-64	14402-65	14402-66
Sample ID	CS(Mf)5-a	CS(Mf)5-a	SR10A-b	SR10A-b	SR10A-b	SR10B-b
Sampling Depth	M	B	S	M	B	S
Tide	Mid-Flood	Mid-Flood	Mid-Ebb	Mid-Ebb	Mid-Ebb	Mid-Ebb
Suspended Solids (SS), mg/L	11	4.9	7.0	5.9	7.4	7.7

Sample Number	14402-67	14402-68	14402-69	14402-70	14402-71	14402-72
Sample ID	SR10B-b	SR10B-b	CSA-b	CSA-b	CSA-b	CS6-b
Sampling Depth	M	B	S	M	B	S
Tide	Mid-Ebb	Mid-Ebb	Mid-Ebb	Mid-Ebb	Mid-Ebb	Mid-Ebb
Suspended Solids (SS), mg/L	4.8	4.3	10	11	8.5	5.0

Sample Number	14402-73	14402-74	14402-75	14402-76	14402-77	14402-78
Sample ID	CS6-b	CS6-b	SR8-b	SR8-b	SR9-b	SR9-b
Sampling Depth	M	B	S	B	S	B
Tide	Mid-Ebb	Mid-Ebb	Mid-Ebb	Mid-Ebb	Mid-Ebb	Mid-Ebb
Suspended Solids (SS), mg/L	5.9	8.2	13	12	6.3	8.9

Sample Number	14402-79	14402-80	14402-81	14402-82	14402-83	14402-84
Sample ID	IS15-b	IS15-b	IS15-b	IS13-b	IS13-b	IS13-b
Sampling Depth	S	M	B	S	M	B
Tide	Mid-Ebb	Mid-Ebb	Mid-Ebb	Mid-Ebb	Mid-Ebb	Mid-Ebb
Suspended Solids (SS), mg/L	11	8.1	13	13	16	13

Remark: 1) < = less than

2) S = Surface, M = Middle, B = Bottom

3) This report supersedes the one dated 2011/11/23 with certificate number 14402-V1

4) The samples as received are chilled and kept in ice-box

****

This laboratory is accredited by Hong Kong Laboratory Accreditation Scheme (HOKLAS) for specific test and / or measurants and the results shown in this report have been determined in accordance with the laboratory's terms of accreditation. It may not be reproduced except with prior written approval from WELLAB LIMITED and the results relate only to the items calibrated or tested.

WELLAB 匯力
Testing & Research
Rooms 816, 1502, 1516 and 1701-2, Technology Park, 18 On Lai Street, Shatin. N.T., HK
Tel: 2898 7388 Fax: 2898 7076
Website:http://www.wellab.com.hk E-mail:wellab@wellab.com.hk

HOKLAS 083
TEST

TEST REPORT

Laboratory No.:	14402-V2
Date of Issue:	2011-12-07
Date Received:	2011-10-22
Date Tested:	2011-10-22
Date Completed:	2011-10-28

Results:

Sample Number	14402-85	14402-86	14402-87	14402-88	14402-89	14402-90
Sample ID	IS12-b	IS12-b	IS12-b	IS14-b	IS14-b	IS14-b
Sampling Depth	S	M	B	S	M	B
Tide	Mid-Ebb	Mid-Ebb	Mid-Ebb	Mid-Ebb	Mid-Ebb	Mid-Ebb
Suspended Solids (SS), mg/L	11	7.4	7.7	16	12	12

Sample Number	14402-91	14402-92	14402-93	14402-94	14402-95	14402-96
Sample ID	CS(Mf)5-b	CS(Mf)5-b	CS(Mf)5-b	SR10A-b	SR10A-b	SR10A-b
Sampling Depth	S	M	B	S	M	B
Tide	Mid-Ebb	Mid-Ebb	Mid-Ebb	Mid-Flood	Mid-Flood	Mid-Flood
Suspended Solids (SS), mg/L	8.3	12	9.8	13	8.0	7.5

Sample Number	14402-97	14402-98	14402-99	14402-100	14402-101	14402-102
Sample ID	SR10B-b	SR10B-b	SR10B-b	CSA-b	CSA-b	CSA-b
Sampling Depth	S	M	B	S	M	B
Tide	Mid-Flood	Mid-Flood	Mid-Flood	Mid-Flood	Mid-Flood	Mid-Flood
Suspended Solids (SS), mg/L	7.5	7.3	6.0	7.0	6.5	8.4

Sample Number	14402-103	14402-104	14402-105	14402-106	14402-107	14402-108
Sample ID	CS6-b	CS6-b	CS6-b	SR8-b	SR8-b	SR9-b
Sampling Depth	S	M	B	S	B	S
Tide	Mid-Flood	Mid-Flood	Mid-Flood	Mid-Flood	Mid-Flood	Mid-Flood
Suspended Solids (SS), mg/L	10	12	11	10	11	6.3

Remark: 1) < = less than

2) S = Surface, M = Middle, B = Bottom

3) This report supersedes the one dated 2011/11/23 with certificate number 14402-V1

4) The samples as received are chilled and kept in ice-box

****

This laboratory is accredited by Hong Kong Laboratory Accreditation Scheme (HOKLAS) for specific test and / or measurants and the results shown in this report have been determined in accordance with the laboratory's terms of accreditation. It may not be reproduced except with prior written approval from WELLAB LIMITED and the results relate only to the items calibrated or tested.

WELLAB 匯力
Testing & Research
Rooms 816, 1502, 1516 and 1701-2, Technology Park, 18 On Lai Street, Shatin. N.T., HK
Tel: 2898 7388 Fax: 2898 7076
Website:http://www.wellab.com.hk E-mail:wellab@wellab.com.hk

HOKLAS 083
TEST

TEST REPORT

Laboratory No.:	14402-V2
Date of Issue:	2011-12-07
Date Received:	2011-10-22
Date Tested:	2011-10-22
Date Completed:	2011-10-28

Results:

Sample Number	14402-109	14402-110	14402-111	14402-112	14402-113	14402-114
Sample ID	SR9-b	IS15-b	IS15-b	IS15-b	IS13-b	IS13-b
Sampling Depth	B	S	M	B	S	M
Tide	Mid-Flood	Mid-Flood	Mid-Flood	Mid-Flood	Mid-Flood	Mid-Flood
Suspended Solids (SS), mg/L	7.7	12	11	20	20	6.5

Sample Number	14402-115	14402-116	14402-117	14402-118	14402-119	14402-120
Sample ID	IS13-b	IS12-b	IS12-b	IS12-b	IS14-b	IS14-b
Sampling Depth	B	S	M	B	S	M
Tide	Mid-Flood	Mid-Flood	Mid-Flood	Mid-Flood	Mid-Flood	Mid-Flood
Suspended Solids (SS), mg/L	8.3	12	12	17	8.2	11

Sample Number	14402-121	14402-122	14402-123	14402-124
Sample ID	IS14-b	CS(Mf)5-b	CS(Mf)5-b	CS(Mf)5-b
Sampling Depth	B	S	M	B
Tide	Mid-Flood	Mid-Flood	Mid-Flood	Mid-Flood
Suspended Solids (SS), mg/L	6.9	8.0	10	4.9

Remark: 1) < = less than

2) S = Surface, M = Middle, B = Bottom

3) This report supersedes the one dated 2011/11/23 with certificate number 14402-V1

4) The samples as received are chilled and kept in ice-box

**********END OF REPORT**********

This laboratory is accredited by Hong Kong Laboratory Accreditation Scheme (HOKLAS) for specific test and / or measurants and the results shown in this report have been determined in accordance with the laboratory's terms of accreditation. It may not be reproduced except with prior written approval from WELLAB LIMITED and the results relate only to the items calibrated or tested.

WELLAB 匯力
Testing & Research
Rooms 816, 1502, 1516 and 1701-2, Technology Park, 18 On Lai Street, Shatin. N.T., HK
Tel: 2898 7388 Fax: 2898 7076
Website:http://www.wellab.com.hk E-mail:wellab@wellab.com.hk

HOKLAS 083
TEST

TEST REPORT

APPLICANT: **Cinotech Consultants Limited**
RM 1710, Technology Park,
18 On Lai Street,
Shatin, N.T., Hong Kong

Laboratory No.:	14426-V2
Date of Issue:	2011-12-07
Date Received:	2011-10-25
Date Tested:	2011-10-25
Date Completed:	2011-10-31

ATTN: **Miss Mei Ling Tang** Page: 1 of 4

Sample Description : 84 liquid samples as received by customer said to be marine water
Project No. : MA11050
Project Name : Baseline Environmental Monitoring for Hong Kong-Zhuhai-Marco Brige Hong Kong Projects - Investigation
Sampling Date : 2011-10-25

Test Requested & Methodology:

Item	Parameters	Ref. Method	Limit of Reporting
1	Suspended Solids (SS)	APHA 17ed 2540 D	*0.5 mg/L

Remark: 1) * Limit of Reporting is reported as Detection Limit

Results:

Sample Number	14426-1	14426-2	14426-3	14426-4	14426-5	14426-6
Sample ID	ST3-a	ST3-a	ST3-a	CS1-a	CS1-a	CS1-a
Sampling Depth	S	M	B	S	M	B
Tide	Mid-Ebb	Mid-Ebb	Mid-Ebb	Mid-Ebb	Mid-Ebb	Mid-Ebb
Suspended Solids (SS), mg/L	5.2	6.4	6.5	8.8	7.3	6.3

Sample Number	14426-8	14426-10	14426-11	14426-12	14426-13	14426-14
Sample ID	SR1-a	IS1-a	IS1-a	IS1-a	ST1-a	ST1-a
Sampling Depth	M	S	M	B	S	M
Tide	Mid-Ebb	Mid-Ebb	Mid-Ebb	Mid-Ebb	Mid-Ebb	Mid-Ebb
Suspended Solids (SS), mg/L	6.4	7.1	7.5	6.4	7.1	5.6

Remark: 1) < = less than
2) S = Surface, M = Middle, B = Bottom
3) This report supersedes the one dated 2011/11/23 with certificate number 14426-V1
4) The samples as received are chilled and kept in ice-box

****

PREPARED AND CHECKED BY:
For and On Behalf of **WELLAB Ltd.**

Approved Signatory: Patrick Tse
Tse Siu Kei, Patrick
Laboratory Manager

This laboratory is accredited by Hong Kong Laboratory Accreditation Scheme (HOKLAS) for specific test and / or measurants and the results shown in this report have been determined in accordance with the laboratory's terms of accreditation. It may not be reproduced except with prior written approval from WELLAB LIMITED and the results relate only to the items calibrated or tested.

WELLAB 滙力
Testing & Research
Rooms 816, 1502, 1516 and 1701-2, Technology Park, 18 On Lai Street, Shatin. N.T., HK
Tel: 2898 7388 Fax: 2898 7076
Website:http://www.wellab.com.hk E-mail:wellab@wellab.com.hk

HOKLAS 083
TEST

TEST REPORT

Laboratory No.:	14426-V2
Date of Issue:	2011-12-07
Date Received:	2011-10-25
Date Tested:	2011-10-25
Date Completed:	2011-10-31

Results:

Sample Number	14426-15	14426-16	14426-17	14426-18	14426-19	14426-21
Sample ID	ST1-a	IS2-a	IS2-a	IS2-a	IS3-a	IS3-a
Sampling Depth	B	S	M	B	S	B
Tide	Mid-Ebb	Mid-Ebb	Mid-Ebb	Mid-Ebb	Mid-Ebb	Mid-Ebb
Suspended Solids (SS), mg/L	8.0	5.5	4.9	9.1	13	9.1

Sample Number	14426-23	14426-26	14426-29	14426-31	14426-32	14426-33
Sample ID	SR2-a	SR3-a	IS(Mf)20-a	ST3-a	ST3-a	ST3-a
Sampling Depth	M	M	M	S	M	B
Tide	Mid-Ebb	Mid-Ebb	Mid-Ebb	Mid-Flood	Mid-Flood	Mid-Flood
Suspended Solids (SS), mg/L	8.4	8.2	8.8	12	12	14

Sample Number	14426-34	14426-35	14426-36	14426-38	14426-40	14426-41
Sample ID	CS1-a	CS1-a	CS1-a	SR1-a	IS1-a	IS1-a
Sampling Depth	S	M	B	M	S	M
Tide	Mid-Flood	Mid-Flood	Mid-Flood	Mid-Flood	Mid-Flood	Mid-Flood
Suspended Solids (SS), mg/L	13	15	14	13	9.3	9.3

Sample Number	14426-42	14426-43	14426-44	14426-45	14426-46	14426-47
Sample ID	IS1-a	ST1-a	ST1-a	ST1-a	IS2-a	IS2-a
Sampling Depth	B	S	M	B	S	M
Tide	Mid-Flood	Mid-Flood	Mid-Flood	Mid-Flood	Mid-Flood	Mid-Flood
Suspended Solids (SS), mg/L	8.1	8.8	8.9	7.3	6.1	12

Remark: 1) < = less than

2) S = Surface, M = Middle, B = Bottom

3) This report supersedes the one dated 2011/11/23 with certificate number 14426-V1

4) The samples as received are chilled and kept in ice-box

****

This laboratory is accredited by Hong Kong Laboratory Accreditation Scheme (HOKLAS) for specific test and / or measurants and the results shown in this report have been determined in accordance with the laboratory's terms of accreditation. It may not be reproduced except with prior written approval from WELLAB LIMITED and the results relate only to the items calibrated or tested.

WELLAB 滙力
Testing & Research
Rooms 816, 1502, 1516 and 1701-2, Technology Park, 18 On Lai Street, Shatin. N.T., HK
Tel: 2898 7388 Fax: 2898 7076
Website:http://www.wellab.com.hk E-mail:wellab@wellab.com.hk

HOKLAS 083
TEST

TEST REPORT

Laboratory No.:	14426-V2
Date of Issue:	2011-12-07
Date Received:	2011-10-25
Date Tested:	2011-10-25
Date Completed:	2011-10-31

Results:

Sample Number	14426-48	14426-49	14426-51	14426-53	14426-56	14426-59
Sample ID	IS2-a	IS3-a	IS3-a	SR2-a	SR3-a	IS(Mf)20-a
Sampling Depth	B	S	B	M	M	M
Tide	Mid-Flood	Mid-Flood	Mid-Flood	Mid-Flood	Mid-Flood	Mid-Flood
Suspended Solids (SS), mg/L	10	13	17	25	28	33

Sample Number	14426-61	14426-62	14426-63	14426-64	14426-65	14426-66
Sample ID	ST3-b	ST3-b	ST3-b	CS1-b	CS1-b	CS1-b
Sampling Depth	S	M	B	S	M	B
Tide	Mid-Ebb	Mid-Ebb	Mid-Ebb	Mid-Ebb	Mid-Ebb	Mid-Ebb
Suspended Solids (SS), mg/L	5.1	6.4	6.6	8.8	7.1	6.3

Sample Number	14426-68	14426-70	14426-71	14426-72	14426-73	14426-74
Sample ID	SR1-b	IS1-b	IS1-b	IS1-b	ST1-b	ST1-b
Sampling Depth	M	S	M	B	S	M
Tide	Mid-Ebb	Mid-Ebb	Mid-Ebb	Mid-Ebb	Mid-Ebb	Mid-Ebb
Suspended Solids (SS), mg/L	6.6	7.1	7.7	6.6	7.3	5.5

Sample Number	14426-75	14426-76	14426-77	14426-78	14426-79	14426-81
Sample ID	ST1-b	IS2-b	IS2-b	IS2-b	IS3-b	IS3-b
Sampling Depth	B	S	M	B	S	B
Tide	Mid-Ebb	Mid-Ebb	Mid-Ebb	Mid-Ebb	Mid-Ebb	Mid-Ebb
Suspended Solids (SS), mg/L	8.3	5.5	4.9	9.3	13	9.0

Remark: 1) < = less than

2) S = Surface, M = Middle, B = Bottom

3) This report supersedes the one dated 2011/11/23 with certificate number 14426-V1

4) The samples as received are chilled and kept in ice-box

****

This laboratory is accredited by Hong Kong Laboratory Accreditation Scheme (HOKLAS) for specific test and / or measurants and the results shown in this report have been determined in accordance with the laboratory's terms of accreditation. It may not be reproduced except with prior written approval from WELLAB LIMITED and the results relate only to the items calibrated or tested.

WELLAB 匯力
Testing & Research
Rooms 816, 1502, 1516 and 1701-2, Technology Park, 18 On Lai Street, Shatin. N.T., HK
Tel: 2898 7388 Fax: 2898 7076
Website:http://www.wellab.com.hk E-mail:wellab@wellab.com.hk

HOKLAS 083
TEST

TEST REPORT

Laboratory No.:	14426-V2
Date of Issue:	2011-12-07
Date Received:	2011-10-25
Date Tested:	2011-10-25
Date Completed:	2011-10-31

Results:

Sample Number	14426-83	14426-86	14426-89	14426-91	14426-92	14426-93
Sample ID	SR2-b	SR3-b	IS(Mf)20-b	ST3-b	ST3-b	ST3-b
Sampling Depth	M	M	M	S	M	B
Tide	Mid-Ebb	Mid-Ebb	Mid-Ebb	Mid-Flood	Mid-Flood	Mid-Flood
Suspended Solids (SS), mg/L	8.4	8.4	9.0	12	12	13

Sample Number	14426-94	14426-95	14426-96	14426-98	14426-100	14426-101
Sample ID	CS1-b	CS1-b	CS1-b	SR1-b	IS1-b	IS1-b
Sampling Depth	S	M	B	M	S	M
Tide	Mid-Flood	Mid-Flood	Mid-Flood	Mid-Flood	Mid-Flood	Mid-Flood
Suspended Solids (SS), mg/L	13	14	14	14	9.3	9.3

Sample Number	14426-102	14426-103	14426-104	14426-105	14426-106	14426-107
Sample ID	IS1-b	ST1-b	ST1-b	ST1-b	IS2-b	IS2-b
Sampling Depth	B	S	M	B	S	M
Tide	Mid-Flood	Mid-Flood	Mid-Flood	Mid-Flood	Mid-Flood	Mid-Flood
Suspended Solids (SS), mg/L	7.9	9.1	8.9	7.3	6.1	12

Sample Number	14426-108	14426-109	14426-111	14426-113	14426-116	14426-119
Sample ID	IS2-b	IS3-b	IS3-b	SR2-b	SR3-b	IS(Mf)20-b
Sampling Depth	B	S	B	M	M	M
Tide	Mid-Flood	Mid-Flood	Mid-Flood	Mid-Flood	Mid-Flood	Mid-Flood
Suspended Solids (SS), mg/L	10	13	17	25	28	33

Remark: 1) < = less than

2) S = Surface, M = Middle, B = Bottom

3) This report supersedes the one dated 2011/11/23 with certificate number 14426-V1

4) The samples as received are chilled and kept in ice-box

**********END OF REPORT**********

This laboratory is accredited by Hong Kong Laboratory Accreditation Scheme (HOKLAS) for specific test and / or measurants and the results shown in this report have been determined in accordance with the laboratory's terms of accreditation. It may not be reproduced except with prior written approval from WELLAB LIMITED and the results relate only to the items calibrated or tested.

WELLAB 滙力
Testing & Research
Rooms 816, 1502, 1516 and 1701-2, Technology Park, 18 On Lai Street, Shatin. N.T., HK
Tel: 2898 7388 Fax: 2898 7076
Website:http://www.wellab.com.hk E-mail:wellab@wellab.com.hk

HOKLAS 083
TEST

TEST REPORT

APPLICANT: **Cinotech Consultants Limited**
RM 1710, Technology Park,
18 On Lai Street,
Shatin, N.T., Hong Kong

Laboratory No.:	14427-V2
Date of Issue:	2011-12-07
Date Received:	2011-10-25
Date Tested:	2011-10-25
Date Completed:	2011-10-31

ATTN: **Miss Mei Ling Tang** Page: 1 of 4

Sample Description : 80 liquid samples as received by customer said to be marine water
Project No. : MA11050
Project Name : Baseline Environmental Monitoring for Hong Kong-Zhuhai-Marco Brige Hong Kong Projects - Investigation
Sampling Date : 2011-10-25

Test Requested & Methodology:

Item	Parameters	Ref. Method	Limit of Reporting
1	Suspended Solids (SS)	APHA 17ed 2540 D	*0.5 mg/L

Remark: 1) * Limit of Reporting is reported as Detection Limit

Results:

Sample Number	14427-1	14427-3	14427-4	14427-5	14427-6	14427-7
Sample ID	SR6-a	SR6-a	ST2-a	ST2-a	ST2-a	CS2-a
Sampling Depth	S	B	S	M	B	S
Tide	Mid-Ebb	Mid-Ebb	Mid-Ebb	Mid-Ebb	Mid-Ebb	Mid-Ebb
Suspended Solids (SS), mg/L	10	19	5.6	10	7.7	11

Sample Number	14427-8	14427-9	14427-10	14427-11	14427-12	14427-13
Sample ID	CS2-a	CS2-a	IS4-a	IS4-a	IS4-a	IS5-a
Sampling Depth	M	B	S	M	B	S
Tide	Mid-Ebb	Mid-Ebb	Mid-Ebb	Mid-Ebb	Mid-Ebb	Mid-Ebb
Suspended Solids (SS), mg/L	6.0	8.5	16	18	24	10

Remark: 1) < = less than
2) S = Surface, M = Middle, B = Bottom
3) This report supersedes the one dated 2011/11/23 with certificate number 14427-V1
4) The samples as received are chilled and kept in ice-box

****

PREPARED AND CHECKED BY:
For and On Behalf of **WELLAB Ltd.**

Approved Signatory: Patrick Tse
Tse Siu Kei, Patrick
Laboratory Manager

This laboratory is accredited by Hong Kong Laboratory Accreditation Scheme (HOKLAS) for specific test and / or measurants and the results shown in this report have been determined in accordance with the laboratory's terms of accreditation. It may not be reproduced except with prior written approval from WELLAB LIMITED and the results relate only to the items calibrated or tested.

WELLAB 匯力
Testing & Research
Rooms 816, 1502, 1516 and 1701-2, Technology Park, 18 On Lai Street, Shatin. N.T., HK
Tel: 2898 7388 Fax: 2898 7076
Website:http://www.wellab.com.hk E-mail:wellab@wellab.com.hk

HOKLAS 083
TEST

TEST REPORT

Laboratory No.:	14427-V2
Date of Issue:	2011-12-07
Date Received:	2011-10-25
Date Tested:	2011-10-25
Date Completed:	2011-10-31

Results:

Sample Number	14427-14	14427-15	14427-16	14427-18	14427-19	14427-21
Sample ID	IS5-a	IS5-a	IS(Mf)6-a	IS(Mf)6-a	IS7-a	IS7-a
Sampling Depth	M	B	S	B	S	B
Tide	Mid-Ebb	Mid-Ebb	Mid-Ebb	Mid-Ebb	Mid-Ebb	Mid-Ebb
Suspended Solids (SS), mg/L	21	21	22	16	8.8	5.4

Sample Number	14427-22	14427-24	14427-25	14427-27	14427-28	14427-29
Sample ID	IS(Mf)9-a	IS(Mf)9-a	SR6-a	SR6-a	ST2-a	ST2-a
Sampling Depth	S	B	S	B	S	M
Tide	Mid-Ebb	Mid-Ebb	Mid-Flood	Mid-Flood	Mid-Flood	Mid-Flood
Suspended Solids (SS), mg/L	7.3	9.4	12	22	25	20

Sample Number	14427-30	14427-31	14427-32	14427-33	14427-34	14427-35
Sample ID	ST2-a	CS2-a	CS2-a	CS2-a	IS4-a	IS4-a
Sampling Depth	B	S	M	B	S	M
Tide	Mid-Flood	Mid-Flood	Mid-Flood	Mid-Flood	Mid-Flood	Mid-Flood
Suspended Solids (SS), mg/L	24	21	21	28	24	17

Sample Number	14427-36	14427-37	14427-38	14427-39	14427-40	14427-42
Sample ID	IS4-a	IS5-a	IS5-a	IS5-a	IS(Mf)6-a	IS(Mf)6-a
Sampling Depth	B	S	M	B	S	B
Tide	Mid-Flood	Mid-Flood	Mid-Flood	Mid-Flood	Mid-Flood	Mid-Flood
Suspended Solids (SS), mg/L	20	14	14	15	8.6	9.3

Remark: 1) < = less than

2) S = Surface, M = Middle, B = Bottom

3) This report supersedes the one dated 2011/11/23 with certificate number 14427-V1

4) The samples as received are chilled and kept in ice-box

****

This laboratory is accredited by Hong Kong Laboratory Accreditation Scheme (HOKLAS) for specific test and / or measurants and the results shown in this report have been determined in accordance with the laboratory's terms of accreditation. It may not be reproduced except with prior written approval from WELLAB LIMITED and the results relate only to the items calibrated or tested.

WELLAB 匯力
Testing & Research
Rooms 816, 1502, 1516 and 1701-2, Technology Park, 18 On Lai Street, Shatin. N.T., HK
Tel: 2898 7388 Fax: 2898 7076
Website:http://www.wellab.com.hk E-mail:wellab@wellab.com.hk

HOKLAS 083
TEST

TEST REPORT

Laboratory No.:	14427-V2
Date of Issue:	2011-12-07
Date Received:	2011-10-25
Date Tested:	2011-10-25
Date Completed:	2011-10-31

Results:

Sample Number	14427-43	14427-45	14427-46	14427-48	14427-49	14427-51
Sample ID	IS7-a	IS7-a	IS(Mf)9-a	IS(Mf)9-a	SR6-b	SR6-b
Sampling Depth	S	B	S	B	S	B
Tide	Mid-Flood	Mid-Flood	Mid-Flood	Mid-Flood	Mid-Ebb	Mid-Ebb
Suspended Solids (SS), mg/L	11	9.3	21	22	11	19

Sample Number	14427-52	14427-53	14427-54	14427-55	14427-56	14427-57
Sample ID	ST2-b	ST2-b	ST2-b	CS2-b	CS2-b	CS2-b
Sampling Depth	S	M	B	S	M	B
Tide	Mid-Ebb	Mid-Ebb	Mid-Ebb	Mid-Ebb	Mid-Ebb	Mid-Ebb
Suspended Solids (SS), mg/L	5.5	10	7.8	11	6.1	8.4

Sample Number	14427-58	14427-59	14427-60	14427-61	14427-62	14427-63
Sample ID	IS4-b	IS4-b	IS4-b	IS5-b	IS5-b	IS5-b
Sampling Depth	S	M	B	S	M	B
Tide	Mid-Ebb	Mid-Ebb	Mid-Ebb	Mid-Ebb	Mid-Ebb	Mid-Ebb
Suspended Solids (SS), mg/L	16	18	23	11	21	21

Sample Number	14427-64	14427-66	14427-67	14427-69	14427-70	14427-72
Sample ID	IS(Mf)6-b	IS(Mf)6-b	IS7-b	IS7-b	IS(Mf)9-b	IS(Mf)9-b
Sampling Depth	S	B	S	B	S	B
Tide	Mid-Ebb	Mid-Ebb	Mid-Ebb	Mid-Ebb	Mid-Ebb	Mid-Ebb
Suspended Solids (SS), mg/L	22	16	8.8	5.5	7.3	9.5

Remark: 1) < = less than

2) S = Surface, M = Middle, B = Bottom

3) This report supersedes the one dated 2011/11/23 with certificate number 14427-V1

4) The samples as received are chilled and kept in ice-box

****

This laboratory is accredited by Hong Kong Laboratory Accreditation Scheme (HOKLAS) for specific test and / or measurants and the results shown in this report have been determined in accordance with the laboratory's terms of accreditation. It may not be reproduced except with prior written approval from WELLAB LIMITED and the results relate only to the items calibrated or tested.

WELLAB 匯力
Testing & Research
Rooms 816, 1502, 1516 and 1701-2, Technology Park, 18 On Lai Street, Shatin. N.T., HK
Tel: 2898 7388 Fax: 2898 7076
Website:http://www.wellab.com.hk E-mail:wellab@wellab.com.hk

HOKLAS 083
TEST

TEST REPORT

Laboratory No.:	14427-V2
Date of Issue:	2011-12-07
Date Received:	2011-10-25
Date Tested:	2011-10-25
Date Completed:	2011-10-31

Results:

Sample Number	14427-73	14427-75	14427-76	14427-77	14427-78	14427-79
Sample ID	SR6-b	SR6-b	ST2-b	ST2-b	ST2-b	CS2-b
Sampling Depth	S	B	S	M	B	S
Tide	Mid-Flood	Mid-Flood	Mid-Flood	Mid-Flood	Mid-Flood	Mid-Flood
Suspended Solids (SS), mg/L	12	23	25	20	24	20

Sample Number	14427-80	14427-81	14427-82	14427-83	14427-84	14427-85
Sample ID	CS2-b	CS2-b	IS4-b	IS4-b	IS4-b	IS5-b
Sampling Depth	M	B	S	M	B	S
Tide	Mid-Flood	Mid-Flood	Mid-Flood	Mid-Flood	Mid-Flood	Mid-Flood
Suspended Solids (SS), mg/L	22	28	24	17	20	14

Sample Number	14427-86	14427-87	14427-88	14427-90	14427-91	14427-93
Sample ID	IS5-b	IS5-b	IS(Mf)6-b	IS(Mf)6-b	IS7-b	IS7-b
Sampling Depth	M	B	S	B	S	B
Tide	Mid-Flood	Mid-Flood	Mid-Flood	Mid-Flood	Mid-Flood	Mid-Flood
Suspended Solids (SS), mg/L	13	15	8.7	9.1	11	9.4

Sample Number	14427-94	14427-96
Sample ID	IS(Mf)9-b	IS(Mf)9-b
Sampling Depth	S	B
Tide	Mid-Flood	Mid-Flood
Suspended Solids (SS), mg/L	21	22

Remark: 1) < = less than

2) S = Surface, M = Middle, B = Bottom

3) This report supersedes the one dated 2011/11/23 with certificate number 14427-V1

4) The samples as received are chilled and kept in ice-box

**********END OF REPORT**********

This laboratory is accredited by Hong Kong Laboratory Accreditation Scheme (HOKLAS) for specific test and / or measurants and the results shown in this report have been determined in accordance with the laboratory's terms of accreditation. It may not be reproduced except with prior written approval from WELLAB LIMITED and the results relate only to the items calibrated or tested.

WELLAB 匯力
Testing & Research
Rooms 816, 1502, 1516 and 1701-2, Technology Park, 18 On Lai Street, Shatin. N.T., HK
Tel: 2898 7388 Fax: 2898 7076
Website:http://www.wellab.com.hk E-mail:wellab@wellab.com.hk

HOKLAS 083
TEST

TEST REPORT

APPLICANT: **Cinotech Consultants Limited**
RM 1710, Technology Park,
18 On Lai Street,
Shatin, N.T., Hong Kong

Laboratory No.:	14428-V2
Date of Issue:	2011-12-07
Date Received:	2011-10-25
Date Tested:	2011-10-25
Date Completed:	2011-10-31

ATTN: **Miss Mei Ling Tang** Page: 1 of 6

Sample Description : 112 liquid samples as received by customer said to be marine water
Project No. : MA11050
Project Name : Baseline Environmental Monitoring for Hong Kong-Zhuhai-Marco Brige Hong Kong Projects - Investigation
Sampling Date : 2011-10-25

Test Requested & Methodology:

Item	Parameters	Ref. Method	Limit of Reporting
1	Suspended Solids (SS)	APHA 17ed 2540 D	*0.5 mg/L

Remark: 1) * Limit of Reporting is reported as Detection Limit

Results:

Sample Number	14428-1	14428-3	14428-4	14428-6	14428-7	14428-8
Sample ID	SR4-a	SR4-a	IS8-a	IS8-a	IS17-a	IS17-a
Sampling Depth	S	B	S	B	S	M
Tide	Mid-Ebb	Mid-Ebb	Mid-Ebb	Mid-Ebb	Mid-Ebb	Mid-Ebb
Suspended Solids (SS), mg/L	4.4	6.3	6.1	6.0	6.6	11

Sample Number	14428-9	14428-10	14428-11	14428-12	14428-13	14428-15
Sample ID	IS17-a	GG1-a	GG1-a	GG1-a	SR7-a	SR7-a
Sampling Depth	B	S	M	B	S	B
Tide	Mid-Ebb	Mid-Ebb	Mid-Ebb	Mid-Ebb	Mid-Ebb	Mid-Ebb
Suspended Solids (SS), mg/L	5.9	8.6	10	12	6.3	6.2

Remark: 1) < = less than
2) S = Surface, M = Middle, B = Bottom
3) This report supersedes the one dated 2011/11/23 with certificate number 14428-V1
4) The samples as received are chilled and kept in ice-box

****

PREPARED AND CHECKED BY:
For and On Behalf of **WELLAB Ltd.**

Approved Signatory: Patrick Tse
Tse Siu Kei, Patrick
Laboratory Manager

This laboratory is accredited by Hong Kong Laboratory Accreditation Scheme (HOKLAS) for specific test and / or measurants and the results shown in this report have been determined in accordance with the laboratory's terms of accreditation. It may not be reproduced except with prior written approval from WELLAB LIMITED and the results relate only to the items calibrated or tested.

WELLAB 匯力
Testing & Research
Rooms 816, 1502, 1516 and 1701-2, Technology Park, 18 On Lai Street, Shatin. N.T., HK
Tel: 2898 7388 Fax: 2898 7076
Website:http://www.wellab.com.hk E-mail:wellab@wellab.com.hk

HOKLAS 083
TEST

TEST REPORT

Laboratory No.:	14428-V2
Date of Issue:	2011-12-07
Date Received:	2011-10-25
Date Tested:	2011-10-25
Date Completed:	2011-10-31

Results:

Sample Number	14428-16	14428-17	14428-18	14428-19	14428-20	14428-21
Sample ID	IS10-a	IS10-a	IS10-a	IS(Mf)16-a	IS(Mf)16-a	IS(Mf)16-a
Sampling Depth	S	M	B	S	M	B
Tide	Mid-Ebb	Mid-Ebb	Mid-Ebb	Mid-Ebb	Mid-Ebb	Mid-Ebb
Suspended Solids (SS), mg/L	9.6	10	9.8	14	10	11

Sample Number	14428-22	14428-23	14428-24	14428-25	14428-27	14428-28
Sample ID	IS(Mf)11-a	IS(Mf)11-a	IS(Mf)11-a	SR5-a	SR5-a	CS(Mf)3-a
Sampling Depth	S	M	B	S	B	S
Tide	Mid-Ebb	Mid-Ebb	Mid-Ebb	Mid-Ebb	Mid-Ebb	Mid-Ebb
Suspended Solids (SS), mg/L	11	9.2	13	14	10	7.5

Sample Number	14428-29	14428-30	14428-31	14428-32	14428-33	14428-34
Sample ID	CS(Mf)3-a	CS(Mf)3-a	CS4-a	CS4-a	CS4-a	SR4-a
Sampling Depth	M	B	S	M	B	S
Tide	Mid-Ebb	Mid-Ebb	Mid-Ebb	Mid-Ebb	Mid-Ebb	Mid-Flood
Suspended Solids (SS), mg/L	8.0	17	9.4	8.8	14	4.2

Sample Number	14428-36	14428-37	14428-39	14428-40	14428-41	14428-42
Sample ID	SR4-a	IS8-a	IS8-a	IS17-a	IS17-a	IS17-a
Sampling Depth	B	S	B	S	M	B
Tide	Mid-Flood	Mid-Flood	Mid-Flood	Mid-Flood	Mid-Flood	Mid-Flood
Suspended Solids (SS), mg/L	9.2	7.7	7.2	5.8	12	9.7

Remark: 1) < = less than

2) S = Surface, M = Middle, B = Bottom

3) This report supersedes the one dated 2011/11/23 with certificate number 14428-V1

4) The samples as received are chilled and kept in ice-box

****

This laboratory is accredited by Hong Kong Laboratory Accreditation Scheme (HOKLAS) for specific test and / or measurants and the results shown in this report have been determined in accordance with the laboratory's terms of accreditation. It may not be reproduced except with prior written approval from WELLAB LIMITED and the results relate only to the items calibrated or tested.

WELLAB 匯力
Testing & Research
Rooms 816, 1502, 1516 and 1701-2, Technology Park, 18 On Lai Street, Shatin. N.T., HK
Tel: 2898 7388 Fax: 2898 7076
Website:http://www.wellab.com.hk E-mail:wellab@wellab.com.hk

HOKLAS 083
TEST

TEST REPORT

Laboratory No.:	14428-V2
Date of Issue:	2011-12-07
Date Received:	2011-10-25
Date Tested:	2011-10-25
Date Completed:	2011-10-31

Results:

Sample Number	14428-43	14428-44	14428-45	14428-46	14428-48	14428-49
Sample ID	GG1-a	GG1-a	GG1-a	SR7-a	SR7-a	IS10-a
Sampling Depth	S	M	B	S	B	S
Tide	Mid-Flood	Mid-Flood	Mid-Flood	Mid-Flood	Mid-Flood	Mid-Flood
Suspended Solids (SS), mg/L	5.4	8.0	7.0	8.8	7.1	6.7

Sample Number	14428-50	14428-51	14428-52	14428-54	14428-55	14428-56
Sample ID	IS10-a	IS10-a	IS(Mf)16-a	IS(Mf)16-a	IS(Mf)11-a	IS(Mf)11-a
Sampling Depth	M	B	S	B	S	M
Tide	Mid-Flood	Mid-Flood	Mid-Flood	Mid-Flood	Mid-Flood	Mid-Flood
Suspended Solids (SS), mg/L	4.6	11	6.6	6.4	5.8	7.6

Sample Number	14428-57	14428-58	14428-60	14428-61	14428-63	14428-64
Sample ID	IS(Mf)11-a	SR5-a	SR5-a	CS(Mf)3-a	CS(Mf)3-a	CS4-a
Sampling Depth	B	S	B	S	B	S
Tide	Mid-Flood	Mid-Flood	Mid-Flood	Mid-Flood	Mid-Flood	Mid-Flood
Suspended Solids (SS), mg/L	5.3	7.2	7.2	4.3	3.4	8.7

Sample Number	14428-65	14428-66	14428-67	14428-69	14428-70	14428-72
Sample ID	CS4-a	CS4-a	SR4-b	SR4-b	IS8-b	IS8-b
Sampling Depth	M	B	S	B	S	B
Tide	Mid-Flood	Mid-Flood	Mid-Ebb	Mid-Ebb	Mid-Ebb	Mid-Ebb
Suspended Solids (SS), mg/L	7.4	6.4	4.3	6.1	6.0	6.2

Remark: 1) < = less than

2) S = Surface, M = Middle, B = Bottom

3) This report supersedes the one dated 2011/11/23 with certificate number 14428-V1

4) The samples as received are chilled and kept in ice-box

****

This laboratory is accredited by Hong Kong Laboratory Accreditation Scheme (HOKLAS) for specific test and / or measurants and the results shown in this report have been determined in accordance with the laboratory's terms of accreditation. It may not be reproduced except with prior written approval from WELLAB LIMITED and the results relate only to the items calibrated or tested.

WELLAB 匯力
Testing & Research
Rooms 816, 1502, 1516 and 1701-2, Technology Park, 18 On Lai Street, Shatin. N.T., HK
Tel: 2898 7388 Fax: 2898 7076
Website:http://www.wellab.com.hk E-mail:wellab@wellab.com.hk

HOKLAS 083
TEST

TEST REPORT

Laboratory No.:	14428-V2
Date of Issue:	2011-12-07
Date Received:	2011-10-25
Date Tested:	2011-10-25
Date Completed:	2011-10-31

Results:

Sample Number	14428-73	14428-74	14428-75	14428-76	14428-77	14428-78
Sample ID	IS17-b	IS17-b	IS17-b	GG1-b	GG1-b	GG1-b
Sampling Depth	S	M	B	S	M	B
Tide	Mid-Ebb	Mid-Ebb	Mid-Ebb	Mid-Ebb	Mid-Ebb	Mid-Ebb
Suspended Solids (SS), mg/L	6.7	11	5.9	8.5	10	12

Sample Number	14428-79	14428-81	14428-82	14428-83	14428-84	14428-85
Sample ID	SR7-b	SR7-b	IS10-b	IS10-b	IS10-b	IS(Mf)16-b
Sampling Depth	S	B	S	M	B	S
Tide	Mid-Ebb	Mid-Ebb	Mid-Ebb	Mid-Ebb	Mid-Ebb	Mid-Ebb
Suspended Solids (SS), mg/L	6.3	6.4	9.4	10	9.7	13

Sample Number	14428-86	14428-87	14428-88	14428-89	14428-90	14428-91
Sample ID	IS(Mf)16-b	IS(Mf)16-b	IS(Mf)11-b	IS(Mf)11-b	IS(Mf)11-b	SR5-b
Sampling Depth	M	B	S	M	B	S
Tide	Mid-Ebb	Mid-Ebb	Mid-Ebb	Mid-Ebb	Mid-Ebb	Mid-Ebb
Suspended Solids (SS), mg/L	11	11	10	9.3	13	14

Sample Number	14428-93	14428-94	14428-95	14428-96	14428-97	14428-98
Sample ID	SR5-b	CS(Mf)3-b	CS(Mf)3-b	CS(Mf)3-b	CS4-b	CS4-b
Sampling Depth	B	S	M	B	S	M
Tide	Mid-Ebb	Mid-Ebb	Mid-Ebb	Mid-Ebb	Mid-Ebb	Mid-Ebb
Suspended Solids (SS), mg/L	10	7.3	7.8	17	9.6	8.8

Remark: 1) < = less than

2) S = Surface, M = Middle, B = Bottom

3) This report supersedes the one dated 2011/11/23 with certificate number 14428-V1

4) The samples as received are chilled and kept in ice-box

****

This laboratory is accredited by Hong Kong Laboratory Accreditation Scheme (HOKLAS) for specific test and / or measurants and the results shown in this report have been determined in accordance with the laboratory's terms of accreditation. It may not be reproduced except with prior written approval from WELLAB LIMITED and the results relate only to the items calibrated or tested.

WELLAB 滙力
Testing & Research
Rooms 816, 1502, 1516 and 1701-2, Technology Park, 18 On Lai Street, Shatin. N.T., HK
Tel: 2898 7388 Fax: 2898 7076
Website:http://www.wellab.com.hk E-mail:wellab@wellab.com.hk

HOKLAS 083
TEST

TEST REPORT

Laboratory No.:	14428-V2
Date of Issue:	2011-12-07
Date Received:	2011-10-25
Date Tested:	2011-10-25
Date Completed:	2011-10-31

Results:

Sample Number	14428-99	14428-100	14428-102	14428-103	14428-105	14428-106
Sample ID	CS4-b	SR4-b	SR4-b	IS8-b	IS8-b	IS17-b
Sampling Depth	B	S	B	S	B	S
Tide	Mid-Ebb	Mid-Flood	Mid-Flood	Mid-Flood	Mid-Flood	Mid-Flood
Suspended Solids (SS), mg/L	14	4.3	8.9	7.9	7.3	5.6

Sample Number	14428-107	14428-108	14428-109	14428-110	14428-111	14428-112
Sample ID	IS17-b	IS17-b	GG1-b	GG1-b	GG1-b	SR7-b
Sampling Depth	M	B	S	M	B	S
Tide	Mid-Flood	Mid-Flood	Mid-Flood	Mid-Flood	Mid-Flood	Mid-Flood
Suspended Solids (SS), mg/L	12	10	5.6	8.3	7.1	8.6

Sample Number	14428-114	14428-115	14428-116	14428-117	14428-118	14428-120
Sample ID	SR7-b	IS10-b	IS10-b	IS10-b	IS(Mf)16-b	IS(Mf)16-b
Sampling Depth	B	S	M	B	S	B
Tide	Mid-Flood	Mid-Flood	Mid-Flood	Mid-Flood	Mid-Flood	Mid-Flood
Suspended Solids (SS), mg/L	7.3	6.8	4.5	11	6.7	6.3

Sample Number	14428-121	14428-122	14428-123	14428-124	14428-126	14428-127
Sample ID	IS(Mf)11-b	IS(Mf)11-b	IS(Mf)11-b	SR5-b	SR5-b	CS(Mf)3-b
Sampling Depth	S	M	B	S	B	S
Tide	Mid-Flood	Mid-Flood	Mid-Flood	Mid-Flood	Mid-Flood	Mid-Flood
Suspended Solids (SS), mg/L	5.9	7.8	5.0	7.2	7.3	4.3

Remark: 1) < = less than

2) S = Surface, M = Middle, B = Bottom

3) This report supersedes the one dated 2011/11/23 with certificate number 14428-V1

4) The samples as received are chilled and kept in ice-box

****

This laboratory is accredited by Hong Kong Laboratory Accreditation Scheme (HOKLAS) for specific test and / or measurants and the results shown in this report have been determined in accordance with the laboratory's terms of accreditation. It may not be reproduced except with prior written approval from WELLAB LIMITED and the results relate only to the items calibrated or tested.

WELLAB 匯力
Testing & Research
Rooms 816, 1502, 1516 and 1701-2, Technology Park, 18 On Lai Street, Shatin. N.T., HK
Tel: 2898 7388 Fax: 2898 7076
Website:http://www.wellab.com.hk E-mail:wellab@wellab.com.hk

HOKLAS 083
TEST

TEST REPORT

Laboratory No.:	14428-V2
Date of Issue:	2011-12-07
Date Received:	2011-10-25
Date Tested:	2011-10-25
Date Completed:	2011-10-31

Results:

Sample Number	14428-129	14428-130	14428-131	14428-132
Sample ID	CS(Mf)3-b	CS4-b	CS4-b	CS4-b
Sampling Depth	B	S	M	B
Tide	Mid-Flood	Mid-Flood	Mid-Flood	Mid-Flood
Suspended Solids (SS), mg/L	3.5	8.5	7.4	6.7

Remark: 1) < = less than

2) S = Surface, M = Middle, B = Bottom

3) This report supersedes the one dated 2011/11/23 with certificate number 14428-V1

4) The samples as received are chilled and kept in ice-box

**********END OF REPORT**********

This laboratory is accredited by Hong Kong Laboratory Accreditation Scheme (HOKLAS) for specific test and / or measurants and the results shown in this report have been determined in accordance with the laboratory's terms of accreditation. It may not be reproduced except with prior written approval from WELLAB LIMITED and the results relate only to the items calibrated or tested.

WELLAB 匯力
Testing & Research
Rooms 816, 1502, 1516 and 1701-2, Technology Park, 18 On Lai Street, Shatin. N.T., HK
Tel: 2898 7388 Fax: 2898 7076
Website:http://www.wellab.com.hk E-mail:wellab@wellab.com.hk

HOKLAS 083
TEST

TEST REPORT

APPLICANT: **Cinotech Consultants Limited**
RM 1710, Technology Park,
18 On Lai Street,
Shatin, N.T., Hong Kong

Laboratory No.:	14429-V2
Date of Issue:	2011-12-07
Date Received:	2011-10-25
Date Tested:	2011-10-25
Date Completed:	2011-10-31

ATTN: **Miss Mei Ling Tang** Page: 1 of 6

Sample Description : 124 liquid samples as received by customer said to be marine water
Project No. : MA11050
Project Name : Baseline Environmental Monitoring for Hong Kong-Zhuhai-Marco Brige Hong Kong Projects - Investigation
Sampling Date : 2011-10-25

Test Requested & Methodology:

Item	Parameters	Ref. Method	Limit of Reporting
1	Suspended Solids (SS)	APHA 17ed 2540 D	*0.5 mg/L

Remark: 1) * Limit of Reporting is reported as Detection Limit

Results:

Sample Number	14429-1	14429-2	14429-3	14429-4	14429-5	14429-6
Sample ID	SR10A-a	SR10A-a	SR10A-a	SR10B-a	SR10B-a	SR10B-a
Sampling Depth	S	M	B	S	M	B
Tide	Mid-Ebb	Mid-Ebb	Mid-Ebb	Mid-Ebb	Mid-Ebb	Mid-Ebb
Suspended Solids (SS), mg/L	2.9	3.1	4.9	2.7	3.3	3.3

Sample Number	14429-7	14429-8	14429-9	14429-10	14429-11	14429-12
Sample ID	CSA-a	CSA-a	CSA-a	CS6-a	CS6-a	CS6-a
Sampling Depth	S	M	B	S	M	B
Tide	Mid-Ebb	Mid-Ebb	Mid-Ebb	Mid-Ebb	Mid-Ebb	Mid-Ebb
Suspended Solids (SS), mg/L	4.0	7.5	3.1	4.8	3.1	6.5

Remark: 1) < = less than
2) S = Surface, M = Middle, B = Bottom
3) This report supersedes the one dated 2011/11/23 with certificate number 14429-V1
4) The samples as received are chilled and kept in ice-box

****

PREPARED AND CHECKED BY:
For and On Behalf of **WELLAB Ltd.**

Approved Signatory: _____
Tse Siu Kei, Patrick
Laboratory Manager

This laboratory is accredited by Hong Kong Laboratory Accreditation Scheme (HOKLAS) for specific test and / or measurants and the results shown in this report have been determined in accordance with the laboratory's terms of accreditation. It may not be reproduced except with prior written approval from WELLAB LIMITED and the results relate only to the items calibrated or tested.

WELLAB 匯力
Testing & Research
Rooms 816, 1502, 1516 and 1701-2, Technology Park, 18 On Lai Street, Shatin. N.T., HK
Tel: 2898 7388 Fax: 2898 7076
Website:http://www.wellab.com.hk E-mail:wellab@wellab.com.hk

HOKLAS 083
TEST

TEST REPORT

Laboratory No.:	14429-V2
Date of Issue:	2011-12-07
Date Received:	2011-10-25
Date Tested:	2011-10-25
Date Completed:	2011-10-31

Results:

Sample Number	14429-13	14429-15	14429-16	14429-18	14429-19	14429-20
Sample ID	SR8-a	SR8-a	SR9-a	SR9-a	IS15-a	IS15-a
Sampling Depth	S	B	S	B	S	M
Tide	Mid-Ebb	Mid-Ebb	Mid-Ebb	Mid-Ebb	Mid-Ebb	Mid-Ebb
Suspended Solids (SS), mg/L	3.0	3.4	3.9	6.4	5.4	4.5

Sample Number	14429-21	14429-22	14429-23	14429-24	14429-25	14429-26
Sample ID	IS15-a	IS13-a	IS13-a	IS13-a	IS12-a	IS12-a
Sampling Depth	B	S	M	B	S	M
Tide	Mid-Ebb	Mid-Ebb	Mid-Ebb	Mid-Ebb	Mid-Ebb	Mid-Ebb
Suspended Solids (SS), mg/L	4.3	2.7	6.8	3.4	3.2	4.2

Sample Number	14429-27	14429-28	14429-29	14429-30	14429-31	14429-32
Sample ID	IS12-a	IS14-a	IS14-a	IS14-a	CS(Mf)5-a	CS(Mf)5-a
Sampling Depth	B	S	M	B	S	M
Tide	Mid-Ebb	Mid-Ebb	Mid-Ebb	Mid-Ebb	Mid-Ebb	Mid-Ebb
Suspended Solids (SS), mg/L	5.1	2.8	4.0	3.3	5.0	8.8

Sample Number	14429-33	14429-34	14429-35	14429-36	14429-37	14429-38
Sample ID	CS(Mf)5-a	SR10A-a	SR10A-a	SR10A-a	SR10B-a	SR10B-a
Sampling Depth	B	S	M	B	S	M
Tide	Mid-Ebb	Mid-Flood	Mid-Flood	Mid-Flood	Mid-Flood	Mid-Flood
Suspended Solids (SS), mg/L	3.2	3.7	4.5	6.2	8.4	5.2

Remark: 1) < = less than

2) S = Surface, M = Middle, B = Bottom

3) This report supersedes the one dated 2011/11/23 with certificate number 14429-V1

4) The samples as received are chilled and kept in ice-box

****

This laboratory is accredited by Hong Kong Laboratory Accreditation Scheme (HOKLAS) for specific test and / or measurants and the results shown in this report have been determined in accordance with the laboratory's terms of accreditation. It may not be reproduced except with prior written approval from WELLAB LIMITED and the results relate only to the items calibrated or tested.

WELLAB 匯力
Testing & Research
Rooms 816, 1502, 1516 and 1701-2, Technology Park, 18 On Lai Street, Shatin. N.T., HK
Tel: 2898 7388 Fax: 2898 7076
Website:http://www.wellab.com.hk E-mail:wellab@wellab.com.hk

HOKLAS 083
TEST

TEST REPORT

Laboratory No.:	14429-V2
Date of Issue:	2011-12-07
Date Received:	2011-10-25
Date Tested:	2011-10-25
Date Completed:	2011-10-31

Results:

Sample Number	14429-39	14429-40	14429-41	14429-42	14429-43	14429-44
Sample ID	SR10B-a	CSA-a	CSA-a	CSA-a	CS6-a	CS6-a
Sampling Depth	B	S	M	B	S	M
Tide	Mid-Flood	Mid-Flood	Mid-Flood	Mid-Flood	Mid-Flood	Mid-Flood
Suspended Solids (SS), mg/L	3.5	7.6	6.5	2.8	4.6	5.0

Sample Number	14429-45	14429-46	14429-48	14429-49	14429-51	14429-52
Sample ID	CS6-a	SR8-a	SR8-a	SR9-a	SR9-a	IS15-a
Sampling Depth	B	S	B	S	B	S
Tide	Mid-Flood	Mid-Flood	Mid-Flood	Mid-Flood	Mid-Flood	Mid-Flood
Suspended Solids (SS), mg/L	6.9	7.3	13	13	6.4	9.4

Sample Number	14429-53	14429-54	14429-55	14429-56	14429-57	14429-58
Sample ID	IS15-a	IS15-a	IS13-a	IS13-a	IS13-a	IS12-a
Sampling Depth	M	B	S	M	B	S
Tide	Mid-Flood	Mid-Flood	Mid-Flood	Mid-Flood	Mid-Flood	Mid-Flood
Suspended Solids (SS), mg/L	6.1	2.9	4.2	6.8	6.4	5.9

Sample Number	14429-59	14429-60	14429-61	14429-62	14429-63	14429-64
Sample ID	IS12-a	IS12-a	IS14-a	IS14-a	IS14-a	CS(Mf)5-a
Sampling Depth	M	B	S	M	B	S
Tide	Mid-Flood	Mid-Flood	Mid-Flood	Mid-Flood	Mid-Flood	Mid-Flood
Suspended Solids (SS), mg/L	6.7	5.2	4.4	4.7	6.0	3.1

Remark: 1) < = less than

2) S = Surface, M = Middle, B = Bottom

3) This report supersedes the one dated 2011/11/23 with certificate number 14429-V1

4) The samples as received are chilled and kept in ice-box

****

This laboratory is accredited by Hong Kong Laboratory Accreditation Scheme (HOKLAS) for specific test and / or measurants and the results shown in this report have been determined in accordance with the laboratory's terms of accreditation. It may not be reproduced except with prior written approval from WELLAB LIMITED and the results relate only to the items calibrated or tested.

WELLAB 匯力
Testing & Research
Rooms 816, 1502, 1516 and 1701-2, Technology Park, 18 On Lai Street, Shatin. N.T., HK
Tel: 2898 7388 Fax: 2898 7076
Website:http://www.wellab.com.hk E-mail:wellab@wellab.com.hk

HOKLAS 083
TEST

TEST REPORT

Laboratory No.:	14429-V2
Date of Issue:	2011-12-07
Date Received:	2011-10-25
Date Tested:	2011-10-25
Date Completed:	2011-10-31

Results:

Sample Number	14429-65	14429-66	14429-67	14429-68	14429-69	14429-70
Sample ID	CS(Mf)5-a	CS(Mf)5-a	SR10A-b	SR10A-b	SR10A-b	SR10B-b
Sampling Depth	M	B	S	M	B	S
Tide	Mid-Flood	Mid-Flood	Mid-Ebb	Mid-Ebb	Mid-Ebb	Mid-Ebb
Suspended Solids (SS), mg/L	4.5	4.1	2.9	3.1	4.9	2.6

Sample Number	14429-71	14429-72	14429-73	14429-74	14429-75	14429-76
Sample ID	SR10B-b	SR10B-b	CSA-b	CSA-b	CSA-b	CS6-b
Sampling Depth	M	B	S	M	B	S
Tide	Mid-Ebb	Mid-Ebb	Mid-Ebb	Mid-Ebb	Mid-Ebb	Mid-Ebb
Suspended Solids (SS), mg/L	3.4	3.3	3.9	7.6	3.1	4.9

Sample Number	14429-77	14429-78	14429-79	14429-81	14429-82	14429-84
Sample ID	CS6-b	CS6-b	SR8-b	SR8-b	SR9-b	SR9-b
Sampling Depth	M	B	S	B	S	B
Tide	Mid-Ebb	Mid-Ebb	Mid-Ebb	Mid-Ebb	Mid-Ebb	Mid-Ebb
Suspended Solids (SS), mg/L	3.1	6.5	3.0	3.5	3.8	6.3

Sample Number	14429-85	14429-86	14429-87	14429-88	14429-89	14429-90
Sample ID	IS15-b	IS15-b	IS15-b	IS13-b	IS13-b	IS13-b
Sampling Depth	S	M	B	S	M	B
Tide	Mid-Ebb	Mid-Ebb	Mid-Ebb	Mid-Ebb	Mid-Ebb	Mid-Ebb
Suspended Solids (SS), mg/L	5.3	4.5	4.1	2.6	6.8	3.5

Remark: 1) < = less than

2) S = Surface, M = Middle, B = Bottom

3) This report supersedes the one dated 2011/11/23 with certificate number 14429-V1

4) The samples as received are chilled and kept in ice-box

****

This laboratory is accredited by Hong Kong Laboratory Accreditation Scheme (HOKLAS) for specific test and / or measurants and the results shown in this report have been determined in accordance with the laboratory's terms of accreditation. It may not be reproduced except with prior written approval from WELLAB LIMITED and the results relate only to the items calibrated or tested.

WELLAB 匯力
Testing & Research
Rooms 816, 1502, 1516 and 1701-2, Technology Park, 18 On Lai Street, Shatin. N.T., HK
Tel: 2898 7388 Fax: 2898 7076
Website:http://www.wellab.com.hk E-mail:wellab@wellab.com.hk

HOKLAS 083
TEST

TEST REPORT

Laboratory No.:	14429-V2
Date of Issue:	2011-12-07
Date Received:	2011-10-25
Date Tested:	2011-10-25
Date Completed:	2011-10-31

Results:

Sample Number	14429-91	14429-92	14429-93	14429-94	14429-95	14429-96
Sample ID	IS12-b	IS12-b	IS12-b	IS14-b	IS14-b	IS14-b
Sampling Depth	S	M	B	S	M	B
Tide	Mid-Ebb	Mid-Ebb	Mid-Ebb	Mid-Ebb	Mid-Ebb	Mid-Ebb
Suspended Solids (SS), mg/L	3.2	4.3	5.0	2.7	3.9	3.4

Sample Number	14429-97	14429-98	14429-99	14429-100	14429-101	14429-102
Sample ID	CS(Mf)5-b	CS(Mf)5-b	CS(Mf)5-b	SR10A-b	SR10A-b	SR10A-b
Sampling Depth	S	M	B	S	M	B
Tide	Mid-Ebb	Mid-Ebb	Mid-Ebb	Mid-Flood	Mid-Flood	Mid-Flood
Suspended Solids (SS), mg/L	4.9	8.7	3.2	3.7	4.4	6.0

Sample Number	14429-103	14429-104	14429-105	14429-106	14429-107	14429-108
Sample ID	SR10B-b	SR10B-b	SR10B-b	CSA-b	CSA-b	CSA-b
Sampling Depth	S	M	B	S	M	B
Tide	Mid-Flood	Mid-Flood	Mid-Flood	Mid-Flood	Mid-Flood	Mid-Flood
Suspended Solids (SS), mg/L	8.1	5.3	3.5	7.5	6.3	2.8

Sample Number	14429-109	14429-110	14429-111	14429-112	14429-114	14429-115
Sample ID	CS6-b	CS6-b	CS6-b	SR8-b	SR8-b	SR9-b
Sampling Depth	S	M	B	S	B	S
Tide	Mid-Flood	Mid-Flood	Mid-Flood	Mid-Flood	Mid-Flood	Mid-Flood
Suspended Solids (SS), mg/L	4.6	5.1	6.9	7.2	13	13

Remark: 1) < = less than

2) S = Surface, M = Middle, B = Bottom

3) This report supersedes the one dated 2011/11/23 with certificate number 14429-V1

4) The samples as received are chilled and kept in ice-box

****

This laboratory is accredited by Hong Kong Laboratory Accreditation Scheme (HOKLAS) for specific test and / or measurants and the results shown in this report have been determined in accordance with the laboratory's terms of accreditation. It may not be reproduced except with prior written approval from WELLAB LIMITED and the results relate only to the items calibrated or tested.

WELLAB 匯力
Testing & Research
Rooms 816, 1502, 1516 and 1701-2, Technology Park, 18 On Lai Street, Shatin, N.T., HK
Tel: 2898 7388 Fax: 2898 7076
Website:http://www.wellab.com.hk E-mail:wellab@wellab.com.hk

HOKLAS 083
TEST

TEST REPORT

Laboratory No.:	14429-V2
Date of Issue:	2011-12-07
Date Received:	2011-10-25
Date Tested:	2011-10-25
Date Completed:	2011-10-31

Results:

Sample Number	14429-117	14429-118	14429-119	14429-120	14429-121	14429-122
Sample ID	SR9-b	IS15-b	IS15-b	IS15-b	IS13-b	IS13-b
Sampling Depth	B	S	M	B	S	M
Tide	Mid-Flood	Mid-Flood	Mid-Flood	Mid-Flood	Mid-Flood	Mid-Flood
Suspended Solids (SS), mg/L	6.5	9.4	6.1	2.8	4.1	6.8

Sample Number	14429-123	14429-124	14429-125	14429-126	14429-127	14429-128
Sample ID	IS13-b	IS12-b	IS12-b	IS12-b	IS14-b	IS14-b
Sampling Depth	B	S	M	B	S	M
Tide	Mid-Flood	Mid-Flood	Mid-Flood	Mid-Flood	Mid-Flood	Mid-Flood
Suspended Solids (SS), mg/L	6.3	6.0	6.7	5.1	4.5	4.9

Sample Number	14429-129	14429-130	14429-131	14429-132
Sample ID	IS14-b	CS(Mf)5-b	CS(Mf)5-b	CS(Mf)5-b
Sampling Depth	B	S	M	B
Tide	Mid-Flood	Mid-Flood	Mid-Flood	Mid-Flood
Suspended Solids (SS), mg/L	5.8	3.2	4.5	4.2

Remark: 1) < = less than

2) S = Surface, M = Middle, B = Bottom

3) This report supersedes the one dated 2011/11/23 with certificate number 14429-V1

4) The samples as received are chilled and kept in ice-box

**********END OF REPORT**********

This laboratory is accredited by Hong Kong Laboratory Accreditation Scheme (HOKLAS) for specific test and / or measurants and the results shown in this report have been determined in accordance with the laboratory's terms of accreditation. It may not be reproduced except with prior written approval from WELLAB LIMITED and the results relate only to the items calibrated or tested.

WELLAB 匯力
Testing & Research
Rooms 816, 1502, 1516 and 1701-2, Technology Park, 18 On Lai Street, Shatin. N.T., HK
Tel: 2898 7388 Fax: 2898 7076
Website:http://www.wellab.com.hk E-mail:wellab@wellab.com.hk

HOKLAS 083
TEST

TEST REPORT

APPLICANT: **Cinotech Consultants Limited**
RM 1710, Technology Park,
18 On Lai Street,
Shatin, N.T., Hong Kong

Laboratory No.:	14453-V2
Date of Issue:	2011-12-07
Date Received:	2011-10-27
Date Tested:	2011-10-27
Date Completed:	2011-11-03

ATTN: **Miss Mei Ling Tang** Page: 1 of 4

Sample Description : 84 liquid samples as received by customer said to be marine water
Project No. : MA11050
Project Name : Baseline Environmental Monitoring for Hong Kong-Zhuhai-Marco Brige Hong Kong Projects - Investigation
Sampling Date : 2011-10-27

Test Requested & Methodology:

Item	Parameters	Ref. Method	Limit of Reporting
1	Suspended Solids (SS)	APHA 17ed 2540 D	*0.5 mg/L

Remark: 1) * Limit of Reporting is reported as Detection Limit

Results:

Sample Number	14453-1	14453-2	14453-3	14453-4	14453-5	14453-6
Sample ID	ST3-a	ST3-a	ST3-a	CS1-a	CS1-a	CS1-a
Sampling Depth	S	M	B	S	M	B
Tide	Mid-Ebb	Mid-Ebb	Mid-Ebb	Mid-Ebb	Mid-Ebb	Mid-Ebb
Suspended Solids (SS), mg/L	15	9.0	7.0	6.9	14	8.2

Sample Number	14453-8	14453-10	14453-11	14453-12	14453-13	14453-14
Sample ID	SR1-a	IS1-a	IS1-a	IS1-a	ST1-a	ST1-a
Sampling Depth	M	S	M	B	S	M
Tide	Mid-Ebb	Mid-Ebb	Mid-Ebb	Mid-Ebb	Mid-Ebb	Mid-Ebb
Suspended Solids (SS), mg/L	13	12	13	14	8.1	6.8

Remark: 1) < = less than
2) S = Surface, M = Middle, B = Bottom
3) This report supersedes the one dated 2011/11/23 with certificate number 14453-V1
4) The samples as received are chilled and kept in ice-box

****

PREPARED AND CHECKED BY:
For and On Behalf of **WELLAB Ltd.**

Approved Signatory: Patrick
Tse Siu Kei, Patrick
Laboratory Manager

This laboratory is accredited by Hong Kong Laboratory Accreditation Scheme (HOKLAS) for specific test and / or measurants and the results shown in this report have been determined in accordance with the laboratory's terms of accreditation. It may not be reproduced except with prior written approval from WELLAB LIMITED and the results relate only to the items calibrated or tested.

WELLAB 匯力
Testing & Research
Rooms 816, 1502, 1516 and 1701-2, Technology Park, 18 On Lai Street, Shatin. N.T., HK
Tel: 2898 7388 Fax: 2898 7076
Website:http://www.wellab.com.hk E-mail:wellab@wellab.com.hk

HOKLAS 083
TEST

TEST REPORT

Laboratory No.:	14453-V2
Date of Issue:	2011-12-07
Date Received:	2011-10-27
Date Tested:	2011-10-27
Date Completed:	2011-11-03

Results:

Sample Number	14453-15	14453-16	14453-17	14453-18	14453-19	14453-21
Sample ID	ST1-a	IS2-a	IS2-a	IS2-a	IS3-a	IS3-a
Sampling Depth	B	S	M	B	S	B
Tide	Mid-Ebb	Mid-Ebb	Mid-Ebb	Mid-Ebb	Mid-Ebb	Mid-Ebb
Suspended Solids (SS), mg/L	9.7	12	8.6	10	16	20

Sample Number	14453-23	14453-26	14453-29	14453-31	14453-32	14453-33
Sample ID	SR2-a	SR3-a	IS(Mf)20-a	ST3-a	ST3-a	ST3-a
Sampling Depth	M	M	M	S	M	B
Tide	Mid-Ebb	Mid-Ebb	Mid-Ebb	Mid-Flood	Mid-Flood	Mid-Flood
Suspended Solids (SS), mg/L	19	31	18	14	15	14

Sample Number	14453-34	14453-35	14453-36	14453-38	14453-40	14453-41
Sample ID	CS1-a	CS1-a	CS1-a	SR1-a	IS1-a	IS1-a
Sampling Depth	S	M	B	M	S	M
Tide	Mid-Flood	Mid-Flood	Mid-Flood	Mid-Flood	Mid-Flood	Mid-Flood
Suspended Solids (SS), mg/L	12	17	14	22	17	15

Sample Number	14453-42	14453-43	14453-44	14453-45	14453-46	14453-47
Sample ID	IS1-a	ST1-a	ST1-a	ST1-a	IS2-a	IS2-a
Sampling Depth	B	S	M	B	S	M
Tide	Mid-Flood	Mid-Flood	Mid-Flood	Mid-Flood	Mid-Flood	Mid-Flood
Suspended Solids (SS), mg/L	18	16	16	13	19	20

Remark: 1) < = less than

2) S = Surface, M = Middle, B = Bottom

3) This report supersedes the one dated 2011/11/23 with certificate number 14453-V1

4) The samples as received are chilled and kept in ice-box

****

This laboratory is accredited by Hong Kong Laboratory Accreditation Scheme (HOKLAS) for specific test and / or measurants and the results shown in this report have been determined in accordance with the laboratory's terms of accreditation. It may not be reproduced except with prior written approval from WELLAB LIMITED and the results relate only to the items calibrated or tested.

WELLAB 匯力
Testing & Research
Rooms 816, 1502, 1516 and 1701-2, Technology Park, 18 On Lai Street, Shatin. N.T., HK
Tel: 2898 7388 Fax: 2898 7076
Website:http://www.wellab.com.hk E-mail:wellab@wellab.com.hk

HOKLAS 083
TEST

TEST REPORT

Laboratory No.:	14453-V2
Date of Issue:	2011-12-07
Date Received:	2011-10-27
Date Tested:	2011-10-27
Date Completed:	2011-11-03

Results:

Sample Number	14453-48	14453-49	14453-51	14453-53	14453-56	14453-59
Sample ID	IS2-a	IS3-a	IS3-a	SR2-a	SR3-a	IS(Mf)20-a
Sampling Depth	B	S	B	M	M	M
Tide	Mid-Flood	Mid-Flood	Mid-Flood	Mid-Flood	Mid-Flood	Mid-Flood
Suspended Solids (SS), mg/L	19	22	22	31	21	18

Sample Number	14453-61	14453-62	14453-63	14453-64	14453-65	14453-66
Sample ID	ST3-b	ST3-b	ST3-b	CS1-b	CS1-b	CS1-b
Sampling Depth	S	M	B	S	M	B
Tide	Mid-Ebb	Mid-Ebb	Mid-Ebb	Mid-Ebb	Mid-Ebb	Mid-Ebb
Suspended Solids (SS), mg/L	14	8.8	6.8	6.7	14	8.1

Sample Number	14453-68	14453-70	14453-71	14453-72	14453-73	14453-74
Sample ID	SR1-b	IS1-b	IS1-b	IS1-b	ST1-b	ST1-b
Sampling Depth	M	S	M	B	S	M
Tide	Mid-Ebb	Mid-Ebb	Mid-Ebb	Mid-Ebb	Mid-Ebb	Mid-Ebb
Suspended Solids (SS), mg/L	12	12	13	14	8.3	7.0

Sample Number	14453-75	14453-76	14453-77	14453-78	14453-79	14453-81
Sample ID	ST1-b	IS2-b	IS2-b	IS2-b	IS3-b	IS3-b
Sampling Depth	B	S	M	B	S	B
Tide	Mid-Ebb	Mid-Ebb	Mid-Ebb	Mid-Ebb	Mid-Ebb	Mid-Ebb
Suspended Solids (SS), mg/L	9.8	12	8.5	10	17	20

Remark: 1) < = less than

2) S = Surface, M = Middle, B = Bottom

3) This report supersedes the one dated 2011/11/23 with certificate number 14453-V1

4) The samples as received are chilled and kept in ice-box

****

This laboratory is accredited by Hong Kong Laboratory Accreditation Scheme (HOKLAS) for specific test and / or measurants and the results shown in this report have been determined in accordance with the laboratory's terms of accreditation. It may not be reproduced except with prior written approval from WELLAB LIMITED and the results relate only to the items calibrated or tested.

WELLAB 匯力
Testing & Research
Rooms 816, 1502, 1516 and 1701-2, Technology Park, 18 On Lai Street, Shatin. N.T., HK
Tel: 2898 7388 Fax: 2898 7076
Website:http://www.wellab.com.hk E-mail:wellab@wellab.com.hk

HOKLAS 083
TEST

TEST REPORT

Laboratory No.:	14453-V2
Date of Issue:	2011-12-07
Date Received:	2011-10-27
Date Tested:	2011-10-27
Date Completed:	2011-11-03

Results:

Sample Number	14453-83	14453-86	14453-89	14453-91	14453-92	14453-93
Sample ID	SR2-b	SR3-b	IS(Mf)20-b	ST3-b	ST3-b	ST3-b
Sampling Depth	M	M	M	S	M	B
Tide	Mid-Ebb	Mid-Ebb	Mid-Ebb	Mid-Flood	Mid-Flood	Mid-Flood
Suspended Solids (SS), mg/L	19	31	18	13	16	13

Sample Number	14453-94	14453-95	14453-96	14453-98	14453-100	14453-101
Sample ID	CS1-b	CS1-b	CS1-b	SR1-b	IS1-b	IS1-b
Sampling Depth	S	M	B	M	S	M
Tide	Mid-Flood	Mid-Flood	Mid-Flood	Mid-Flood	Mid-Flood	Mid-Flood
Suspended Solids (SS), mg/L	12	17	14	22	17	16

Sample Number	14453-102	14453-103	14453-104	14453-105	14453-106	14453-107
Sample ID	IS1-b	ST1-b	ST1-b	ST1-b	IS2-b	IS2-b
Sampling Depth	B	S	M	B	S	M
Tide	Mid-Flood	Mid-Flood	Mid-Flood	Mid-Flood	Mid-Flood	Mid-Flood
Suspended Solids (SS), mg/L	18	16	16	12	19	20

Sample Number	14453-108	14453-109	14453-111	14453-113	14453-116	14453-119
Sample ID	IS2-b	IS3-b	IS3-b	SR2-b	SR3-b	IS(Mf)20-b
Sampling Depth	B	S	B	M	M	M
Tide	Mid-Flood	Mid-Flood	Mid-Flood	Mid-Flood	Mid-Flood	Mid-Flood
Suspended Solids (SS), mg/L	19	21	23	31	20	18

Remark: 1) < = less than

2) S = Surface, M = Middle, B = Bottom

3) This report supersedes the one dated 2011/11/23 with certificate number 14453-V1

4) The samples as received are chilled and kept in ice-box

**********END OF REPORT**********

This laboratory is accredited by Hong Kong Laboratory Accreditation Scheme (HOKLAS) for specific test and / or measurants and the results shown in this report have been determined in accordance with the laboratory's terms of accreditation. It may not be reproduced except with prior written approval from WELLAB LIMITED and the results relate only to the items calibrated or tested.

WELLAB 匯力
Testing & Research
Rooms 816, 1502, 1516 and 1701-2, Technology Park, 18 On Lai Street, Shatin. N.T., HK
Tel: 2898 7388 Fax: 2898 7076
Website:http://www.wellab.com.hk E-mail:wellab@wellab.com.hk

HOKLAS 083
TEST

TEST REPORT

APPLICANT: **Cinotech Consultants Limited**
RM 1710, Technology Park,
18 On Lai Street,
Shatin, N.T., Hong Kong

Laboratory No.:	14454-V2
Date of Issue:	2011-12-07
Date Received:	2011-10-27
Date Tested:	2011-10-27
Date Completed:	2011-11-03

ATTN: **Miss Mei Ling Tang** Page: 1 of 4

Sample Description : 80 liquid samples as received by customer said to be marine water
Project No. : MA11050
Project Name : Baseline Environmental Monitoring for Hong Kong-Zhuhai-Marco Brige Hong Kong Projects - Investigation
Sampling Date : 2011-10-27

Test Requested & Methodology:

Item	Parameters	Ref. Method	Limit of Reporting
1	Suspended Solids (SS)	APHA 17ed 2540 D	*0.5 mg/L

Remark: 1) * Limit of Reporting is reported as Detection Limit

Results:

Sample Number	14454-1	14454-3	14454-4	14454-5	14454-6	14454-7
Sample ID	SR6-a	SR6-a	ST2-a	ST2-a	ST2-a	CS2-a
Sampling Depth	S	B	S	M	B	S
Tide	Mid-Ebb	Mid-Ebb	Mid-Ebb	Mid-Ebb	Mid-Ebb	Mid-Ebb
Suspended Solids (SS), mg/L	20	9.2	7.3	9.1	8.9	8.6

Sample Number	14454-8	14454-9	14454-10	14454-11	14454-12	14454-13
Sample ID	CS2-a	CS2-a	IS4-a	IS4-a	IS4-a	IS5-a
Sampling Depth	M	B	S	M	B	S
Tide	Mid-Ebb	Mid-Ebb	Mid-Ebb	Mid-Ebb	Mid-Ebb	Mid-Ebb
Suspended Solids (SS), mg/L	13	8.2	8.6	16	20	16

Remark: 1) < = less than
2) S = Surface, M = Middle, B = Bottom
3) This report supersedes the one dated 2011/11/23 with certificate number 14454-V1
4) The samples as received are chilled and kept in ice-box

****

PREPARED AND CHECKED BY:
For and On Behalf of **WELLAB Ltd.**

Approved Signatory: _____
Tse Siu Kei, Patrick
Laboratory Manager

This laboratory is accredited by Hong Kong Laboratory Accreditation Scheme (HOKLAS) for specific test and / or measurants and the results shown in this report have been determined in accordance with the laboratory's terms of accreditation. It may not be reproduced except with prior written approval from WELLAB LIMITED and the results relate only to the items calibrated or tested.

WELLAB 匯力
Testing & Research
Rooms 816, 1502, 1516 and 1701-2, Technology Park, 18 On Lai Street, Shatin. N.T., HK
Tel: 2898 7388 Fax: 2898 7076
Website:http://www.wellab.com.hk E-mail:wellab@wellab.com.hk

HOKLAS 083
TEST

TEST REPORT

Laboratory No.:	14454-V2
Date of Issue:	2011-12-07
Date Received:	2011-10-27
Date Tested:	2011-10-27
Date Completed:	2011-11-03

Results:

Sample Number	14454-14	14454-15	14454-16	14454-18	14454-19	14454-21
Sample ID	IS5-a	IS5-a	IS(Mf)6-a	IS(Mf)6-a	IS7-a	IS7-a
Sampling Depth	M	B	S	B	S	B
Tide	Mid-Ebb	Mid-Ebb	Mid-Ebb	Mid-Ebb	Mid-Ebb	Mid-Ebb
Suspended Solids (SS), mg/L	15	11	17	8.8	9.4	8.8

Sample Number	14454-22	14454-24	14454-25	14454-27	14454-28	14454-29
Sample ID	IS(Mf)9-a	IS(Mf)9-a	SR6-a	SR6-a	ST2-a	ST2-a
Sampling Depth	S	B	S	B	S	M
Tide	Mid-Ebb	Mid-Ebb	Mid-Flood	Mid-Flood	Mid-Flood	Mid-Flood
Suspended Solids (SS), mg/L	14	13	11	11	13	11

Sample Number	14454-30	14454-31	14454-32	14454-33	14454-34	14454-35
Sample ID	ST2-a	CS2-a	CS2-a	CS2-a	IS4-a	IS4-a
Sampling Depth	B	S	M	B	S	M
Tide	Mid-Flood	Mid-Flood	Mid-Flood	Mid-Flood	Mid-Flood	Mid-Flood
Suspended Solids (SS), mg/L	12	12	16	16	16	19

Sample Number	14454-36	14454-37	14454-38	14454-39	14454-40	14454-42
Sample ID	IS4-a	IS5-a	IS5-a	IS5-a	IS(Mf)6-a	IS(Mf)6-a
Sampling Depth	B	S	M	B	S	B
Tide	Mid-Flood	Mid-Flood	Mid-Flood	Mid-Flood	Mid-Flood	Mid-Flood
Suspended Solids (SS), mg/L	9.2	12	10	16	12	11

Remark: 1) <= less than

2) S = Surface, M = Middle, B = Bottom

3) This report supersedes the one dated 2011/11/23 with certificate number 14454-V1

4) The samples as received are chilled and kept in ice-box

****

This laboratory is accredited by Hong Kong Laboratory Accreditation Scheme (HOKLAS) for specific test and / or measurants and the results shown in this report have been determined in accordance with the laboratory's terms of accreditation. It may not be reproduced except with prior written approval from WELLAB LIMITED and the results relate only to the items calibrated or tested.

WELLAB 匯力
Testing & Research
Rooms 816, 1502, 1516 and 1701-2, Technology Park, 18 On Lai Street, Shatin. N.T., HK
Tel: 2898 7388 Fax: 2898 7076
Website:http://www.wellab.com.hk E-mail:wellab@wellab.com.hk

HOKLAS 083
TEST

TEST REPORT

Laboratory No.:	14454-V2
Date of Issue:	2011-12-07
Date Received:	2011-10-27
Date Tested:	2011-10-27
Date Completed:	2011-11-03

Results:

Sample Number	14454-43	14454-45	14454-46	14454-48	14454-49	14454-51
Sample ID	IS7-a	IS7-a	IS(Mf)9-a	IS(Mf)9-a	SR6-b	SR6-b
Sampling Depth	S	B	S	B	S	B
Tide	Mid-Flood	Mid-Flood	Mid-Flood	Mid-Flood	Mid-Ebb	Mid-Ebb
Suspended Solids (SS), mg/L	9.6	11	5.6	9.1	19	9.1

Sample Number	14454-52	14454-53	14454-54	14454-55	14454-56	14454-57
Sample ID	ST2-b	ST2-b	ST2-b	CS2-b	CS2-b	CS2-b
Sampling Depth	S	M	B	S	M	B
Tide	Mid-Ebb	Mid-Ebb	Mid-Ebb	Mid-Ebb	Mid-Ebb	Mid-Ebb
Suspended Solids (SS), mg/L	7.2	8.9	8.7	8.5	12	8.3

Sample Number	14454-58	14454-59	14454-60	14454-61	14454-62	14454-63
Sample ID	IS4-b	IS4-b	IS4-b	IS5-b	IS5-b	IS5-b
Sampling Depth	S	M	B	S	M	B
Tide	Mid-Ebb	Mid-Ebb	Mid-Ebb	Mid-Ebb	Mid-Ebb	Mid-Ebb
Suspended Solids (SS), mg/L	8.6	16	19	16	15	11

Sample Number	14454-64	14454-66	14454-67	14454-69	14454-70	14454-72
Sample ID	IS(Mf)6-b	IS(Mf)6-b	IS7-b	IS7-b	IS(Mf)9-b	IS(Mf)9-b
Sampling Depth	S	B	S	B	S	B
Tide	Mid-Ebb	Mid-Ebb	Mid-Ebb	Mid-Ebb	Mid-Ebb	Mid-Ebb
Suspended Solids (SS), mg/L	17	8.8	9.5	8.8	14	13

Remark: 1) < = less than

2) S = Surface, M = Middle, B = Bottom

3) This report supersedes the one dated 2011/11/23 with certificate number 14454-V1

4) The samples as received are chilled and kept in ice-box

****

This laboratory is accredited by Hong Kong Laboratory Accreditation Scheme (HOKLAS) for specific test and / or measurants and the results shown in this report have been determined in accordance with the laboratory's terms of accreditation. It may not be reproduced except with prior written approval from WELLAB LIMITED and the results relate only to the items calibrated or tested.

WELLAB 匯力
Testing & Research
Rooms 816, 1502, 1516 and 1701-2, Technology Park, 18 On Lai Street, Shatin. N.T., HK
Tel: 2898 7388 Fax: 2898 7076
Website:http://www.wellab.com.hk E-mail:wellab@wellab.com.hk

HOKLAS 083
TEST

TEST REPORT

Laboratory No.:	14454-V2
Date of Issue:	2011-12-07
Date Received:	2011-10-27
Date Tested:	2011-10-27
Date Completed:	2011-11-03

Results:

Sample Number	14454-73	14454-75	14454-76	14454-77	14454-78	14454-79
Sample ID	SR6-b	SR6-b	ST2-b	ST2-b	ST2-b	CS2-b
Sampling Depth	S	B	S	M	B	S
Tide	Mid-Flood	Mid-Flood	Mid-Flood	Mid-Flood	Mid-Flood	Mid-Flood
Suspended Solids (SS), mg/L	11	11	13	11	12	12

Sample Number	14454-80	14454-81	14454-82	14454-83	14454-84	14454-85
Sample ID	CS2-b	CS2-b	IS4-b	IS4-b	IS4-b	IS5-b
Sampling Depth	M	B	S	M	B	S
Tide	Mid-Flood	Mid-Flood	Mid-Flood	Mid-Flood	Mid-Flood	Mid-Flood
Suspended Solids (SS), mg/L	16	16	15	20	9.3	12

Sample Number	14454-86	14454-87	14454-88	14454-90	14454-91	14454-93
Sample ID	IS5-b	IS5-b	IS(Mf)6-b	IS(Mf)6-b	IS7-b	IS7-b
Sampling Depth	M	B	S	B	S	B
Tide	Mid-Flood	Mid-Flood	Mid-Flood	Mid-Flood	Mid-Flood	Mid-Flood
Suspended Solids (SS), mg/L	10	16	12	11	9.7	11

Sample Number	14454-94	14454-96
Sample ID	IS(Mf)9-b	IS(Mf)9-b
Sampling Depth	S	B
Tide	Mid-Flood	Mid-Flood
Suspended Solids (SS), mg/L	5.6	9.1

Remark: 1) < = less than

2) S = Surface, M = Middle, B = Bottom

3) This report supersedes the one dated 2011/11/23 with certificate number 14454-V1

4) The samples as received are chilled and kept in ice-box

**********END OF REPORT**********

This laboratory is accredited by Hong Kong Laboratory Accreditation Scheme (HOKLAS) for specific test and / or measurants and the results shown in this report have been determined in accordance with the laboratory's terms of accreditation. It may not be reproduced except with prior written approval from WELLAB LIMITED and the results relate only to the items calibrated or tested.

WELLAB 匯力
Testing & Research
Rooms 816, 1502, 1516 and 1701-2, Technology Park, 18 On Lai Street, Shatin. N.T., HK
Tel: 2898 7388 Fax: 2898 7076
Website:http://www.wellab.com.hk E-mail:wellab@wellab.com.hk

HOKLAS 083
TEST

TEST REPORT

APPLICANT: **Cinotech Consultants Limited**
RM 1710, Technology Park,
18 On Lai Street,
Shatin, N.T., Hong Kong

Laboratory No.:	14455-V2
Date of Issue:	2011-12-07
Date Received:	2011-10-27
Date Tested:	2011-10-27
Date Completed:	2011-11-03

ATTN: **Miss Mei Ling Tang** Page: 1 of 6

Sample Description : 112 liquid samples as received by customer said to be marine water
Project No. : MA11050
Project Name : Baseline Environmental Monitoring for Hong Kong-Zhuhai-Marco Brige Hong Kong Projects - Investigation
Sampling Date : 2011-10-27

Test Requested & Methodology:

Item	Parameters	Ref. Method	Limit of Reporting
1	Suspended Solids (SS)	APHA 17ed 2540 D	*0.5 mg/L

Remark: 1) * Limit of Reporting is reported as Detection Limit

Results:

Sample Number	14455-2	14455-4	14455-6	14455-7	14455-8	14455-9
Sample ID	SR4-a	IS8-a	IS8-a	IS17-a	IS17-a	IS17-a
Sampling Depth	M	S	B	S	M	B
Tide	Mid-Ebb	Mid-Ebb	Mid-Ebb	Mid-Ebb	Mid-Ebb	Mid-Ebb
Suspended Solids (SS), mg/L	14	7.1	12	5.9	8.1	9.0

Sample Number	14455-10	14455-11	14455-12	14455-13	14455-15	14455-16
Sample ID	GG1-a	GG1-a	GG1-a	SR7-a	SR7-a	IS10-a
Sampling Depth	S	M	B	S	B	S
Tide	Mid-Ebb	Mid-Ebb	Mid-Ebb	Mid-Ebb	Mid-Ebb	Mid-Ebb
Suspended Solids (SS), mg/L	7.6	15	17	20	17	12

Remark: 1) < = less than
2) S = Surface, M = Middle, B = Bottom
3) This report supersedes the one dated 2011/11/23 with certificate number 14455-V1
4) The samples as received are chilled and kept in ice-box

****

PREPARED AND CHECKED BY:
For and On Behalf of **WELLAB Ltd.**

Approved Signatory: Patrick Tse
Tse Siu Kei, Patrick
Laboratory Manager

This laboratory is accredited by Hong Kong Laboratory Accreditation Scheme (HOKLAS) for specific test and / or measurants and the results shown in this report have been determined in accordance with the laboratory's terms of accreditation. It may not be reproduced except with prior written approval from WELLAB LIMITED and the results relate only to the items calibrated or tested.

WELLAB 匯力
Testing & Research
Rooms 816, 1502, 1516 and 1701-2, Technology Park, 18 On Lai Street, Shatin. N.T., HK
Tel: 2898 7388 Fax: 2898 7076
Website:http://www.wellab.com.hk E-mail:wellab@wellab.com.hk

HOKLAS 083
TEST

TEST REPORT

Laboratory No.:	14455-V2
Date of Issue:	2011-12-07
Date Received:	2011-10-27
Date Tested:	2011-10-27
Date Completed:	2011-11-03

Results:

Sample Number	14455-17	14455-18	14455-19	14455-21	14455-22	14455-23
Sample ID	IS10-a	IS10-a	IS(Mf)16-a	IS(Mf)16-a	IS(Mf)11-a	IS(Mf)11-a
Sampling Depth	M	B	S	B	S	M
Tide	Mid-Ebb	Mid-Ebb	Mid-Ebb	Mid-Ebb	Mid-Ebb	Mid-Ebb
Suspended Solids (SS), mg/L	15	26	8.4	9.9	4.5	6.3

Sample Number	14455-24	14455-25	14455-26	14455-27	14455-28	14455-29
Sample ID	IS(Mf)11-a	SR5-a	SR5-a	SR5-a	CS(Mf)3-a	CS(Mf)3-a
Sampling Depth	B	S	M	B	S	M
Tide	Mid-Ebb	Mid-Ebb	Mid-Ebb	Mid-Ebb	Mid-Ebb	Mid-Ebb
Suspended Solids (SS), mg/L	13	13	14	7.2	11	17

Sample Number	14455-30	14455-31	14455-32	14455-33	14455-34	14455-36
Sample ID	CS(Mf)3-a	CS4-a	CS4-a	CS4-a	SR4-a	SR4-a
Sampling Depth	B	S	M	B	S	B
Tide	Mid-Ebb	Mid-Ebb	Mid-Ebb	Mid-Ebb	Mid-Flood	Mid-Flood
Suspended Solids (SS), mg/L	7.7	11	10	35	12	20

Sample Number	14455-37	14455-39	14455-40	14455-41	14455-42	14455-43
Sample ID	IS8-a	IS8-a	IS17-a	IS17-a	IS17-a	GG1-a
Sampling Depth	S	B	S	M	B	S
Tide	Mid-Flood	Mid-Flood	Mid-Flood	Mid-Flood	Mid-Flood	Mid-Flood
Suspended Solids (SS), mg/L	13	11	16	14	16	15

Remark: 1) < = less than

2) S = Surface, M = Middle, B = Bottom

3) This report supersedes the one dated 2011/11/23 with certificate number 14455-V1

4) The samples as received are chilled and kept in ice-box

****

This laboratory is accredited by Hong Kong Laboratory Accreditation Scheme (HOKLAS) for specific test and / or measurants and the results shown in this report have been determined in accordance with the laboratory's terms of accreditation. It may not be reproduced except with prior written approval from WELLAB LIMITED and the results relate only to the items calibrated or tested.

WELLAB 匯力
Testing & Research
Rooms 816, 1502, 1516 and 1701-2, Technology Park, 18 On Lai Street, Shatin. N.T., HK
Tel: 2898 7388 Fax: 2898 7076
Website:http://www.wellab.com.hk E-mail:wellab@wellab.com.hk

HOKLAS 083
TEST

TEST REPORT

Laboratory No.:	14455-V2
Date of Issue:	2011-12-07
Date Received:	2011-10-27
Date Tested:	2011-10-27
Date Completed:	2011-11-03

Results:

Sample Number	14455-44	14455-45	14455-46	14455-48	14455-49	14455-50
Sample ID	GG1-a	GG1-a	SR7-a	SR7-a	IS10-a	IS10-a
Sampling Depth	M	B	S	B	S	M
Tide	Mid-Flood	Mid-Flood	Mid-Flood	Mid-Flood	Mid-Flood	Mid-Flood
Suspended Solids (SS), mg/L	14	8.3	11	25	8.1	14

Sample Number	14455-51	14455-52	14455-54	14455-55	14455-56	14455-57
Sample ID	IS10-a	IS(Mf)16-a	IS(Mf)16-a	IS(Mf)11-a	IS(Mf)11-a	IS(Mf)11-a
Sampling Depth	B	S	B	S	M	B
Tide	Mid-Flood	Mid-Flood	Mid-Flood	Mid-Flood	Mid-Flood	Mid-Flood
Suspended Solids (SS), mg/L	16	9.0	15	13	14	20

Sample Number	14455-58	14455-60	14455-61	14455-62	14455-63	14455-64
Sample ID	SR5-a	SR5-a	CS(Mf)3-a	CS(Mf)3-a	CS(Mf)3-a	CS4-a
Sampling Depth	S	B	S	M	B	S
Tide	Mid-Flood	Mid-Flood	Mid-Flood	Mid-Flood	Mid-Flood	Mid-Flood
Suspended Solids (SS), mg/L	31	8.6	12	13	6.1	7.6

Sample Number	14455-65	14455-66	14455-68	14455-70	14455-72	14455-73
Sample ID	CS4-a	CS4-a	SR4-b	IS8-b	IS8-b	IS17-b
Sampling Depth	M	B	M	S	B	S
Tide	Mid-Flood	Mid-Flood	Mid-Ebb	Mid-Ebb	Mid-Ebb	Mid-Ebb
Suspended Solids (SS), mg/L	7.1	23	14	7.1	12	5.9

Remark: 1) < = less than

2) S = Surface, M = Middle, B = Bottom

3) This report supersedes the one dated 2011/11/23 with certificate number 14455-V1

4) The samples as received are chilled and kept in ice-box

****

This laboratory is accredited by Hong Kong Laboratory Accreditation Scheme (HOKLAS) for specific test and / or measurants and the results shown in this report have been determined in accordance with the laboratory's terms of accreditation. It may not be reproduced except with prior written approval from WELLAB LIMITED and the results relate only to the items calibrated or tested.

WELLAB 匯力 Testing & Research
Rooms 816, 1502, 1516 and 1701-2, Technology Park, 18 On Lai Street, Shatin. N.T., HK
Tel: 2898 7388 Fax: 2898 7076
Website:http://www.wellab.com.hk E-mail:wellab@wellab.com.hk

HKLAS 083 TEST

TEST REPORT

Laboratory No.:	14455-V2
Date of Issue:	2011-12-07
Date Received:	2011-10-27
Date Tested:	2011-10-27
Date Completed:	2011-11-03

Results:

Sample Number	14455-74	14455-75	14455-76	14455-77	14455-78	14455-79
Sample ID	IS17-b	IS17-b	GG1-b	GG1-b	GG1-b	SR7-b
Sampling Depth	M	B	S	M	B	S
Tide	Mid-Ebb	Mid-Ebb	Mid-Ebb	Mid-Ebb	Mid-Ebb	Mid-Ebb
Suspended Solids (SS), mg/L	7.9	8.9	7.8	15	17	19

Sample Number	14455-81	14455-82	14455-83	14455-84	14455-85	14455-87
Sample ID	SR7-b	IS10-b	IS10-b	IS10-b	IS(Mf)16-b	IS(Mf)16-b
Sampling Depth	B	S	M	B	S	B
Tide	Mid-Ebb	Mid-Ebb	Mid-Ebb	Mid-Ebb	Mid-Ebb	Mid-Ebb
Suspended Solids (SS), mg/L	16	13	16	26	8.3	9.5

Sample Number	14455-88	14455-89	14455-90	14455-91	14455-92	14455-93
Sample ID	IS(Mf)11-b	IS(Mf)11-b	IS(Mf)11-b	SR5-b	SR5-b	SR5-b
Sampling Depth	S	M	B	S	M	B
Tide	Mid-Ebb	Mid-Ebb	Mid-Ebb	Mid-Ebb	Mid-Ebb	Mid-Ebb
Suspended Solids (SS), mg/L	4.3	6.1	13	13	13	7.2

Sample Number	14455-94	14455-95	14455-96	14455-97	14455-98	14455-99
Sample ID	CS(Mf)3-b	CS(Mf)3-b	CS(Mf)3-b	CS4-b	CS4-b	CS4-b
Sampling Depth	S	M	B	S	M	B
Tide	Mid-Ebb	Mid-Ebb	Mid-Ebb	Mid-Ebb	Mid-Ebb	Mid-Ebb
Suspended Solids (SS), mg/L	11	17	7.6	12	10	35

Remark: 1) < = less than

2) S = Surface, M = Middle, B = Bottom

3) This report supersedes the one dated 2011/11/23 with certificate number 14455-V1

4) The samples as received are chilled and kept in ice-box

****

This laboratory is accredited by Hong Kong Laboratory Accreditation Scheme (HOKLAS) for specific test and / or measurants and the results shown in this report have been determined in accordance with the laboratory's terms of accreditation. It may not be reproduced except with prior written approval from WELLAB LIMITED and the results relate only to the items calibrated or tested.

WELLAB 匯力
Testing & Research
Rooms 816, 1502, 1516 and 1701-2, Technology Park, 18 On Lai Street, Shatin. N.T., HK
Tel: 2898 7388 Fax: 2898 7076
Website:http://www.wellab.com.hk E-mail:wellab@wellab.com.hk

HOKLAS 083
TEST

TEST REPORT

Laboratory No.:	14455-V2
Date of Issue:	2011-12-07
Date Received:	2011-10-27
Date Tested:	2011-10-27
Date Completed:	2011-11-03

Results:

Sample Number	14455-100	14455-102	14455-103	14455-105	14455-106	14455-107
Sample ID	SR4-b	SR4-b	IS8-b	IS8-b	IS17-b	IS17-b
Sampling Depth	S	B	S	B	S	M
Tide	Mid-Flood	Mid-Flood	Mid-Flood	Mid-Flood	Mid-Flood	Mid-Flood
Suspended Solids (SS), mg/L	11	20	13	11	16	14

Sample Number	14455-108	14455-109	14455-110	14455-111	14455-112	14455-114
Sample ID	IS17-b	GG1-b	GG1-b	GG1-b	SR7-b	SR7-b
Sampling Depth	B	S	M	B	S	B
Tide	Mid-Flood	Mid-Flood	Mid-Flood	Mid-Flood	Mid-Flood	Mid-Flood
Suspended Solids (SS), mg/L	16	15	14	8.2	12	26

Sample Number	14455-115	14455-116	14455-117	14455-118	14455-120	14455-121
Sample ID	IS10-b	IS10-b	IS10-b	IS(Mf)16-b	IS(Mf)16-b	IS(Mf)11-b
Sampling Depth	S	M	B	S	B	S
Tide	Mid-Flood	Mid-Flood	Mid-Flood	Mid-Flood	Mid-Flood	Mid-Flood
Suspended Solids (SS), mg/L	8.1	14	16	9.1	14	13

Sample Number	14455-122	14455-123	14455-124	14455-126	14455-127	14455-128
Sample ID	IS(Mf)11-b	IS(Mf)11-b	SR5-b	SR5-b	CS(Mf)3-b	CS(Mf)3-b
Sampling Depth	M	B	S	B	S	M
Tide	Mid-Flood	Mid-Flood	Mid-Flood	Mid-Flood	Mid-Flood	Mid-Flood
Suspended Solids (SS), mg/L	14	20	31	8.9	13	13

Remark: 1) < = less than

2) S = Surface, M = Middle, B = Bottom

3) This report supersedes the one dated 2011/11/23 with certificate number 14455-V1

4) The samples as received are chilled and kept in ice-box

****

This laboratory is accredited by Hong Kong Laboratory Accreditation Scheme (HOKLAS) for specific test and / or measurants and the results shown in this report have been determined in accordance with the laboratory's terms of accreditation. It may not be reproduced except with prior written approval from WELLAB LIMITED and the results relate only to the items calibrated or tested.

WELLAB 匯力 Testing & Research
Rooms 816, 1502, 1516 and 1701-2, Technology Park, 18 On Lai Street, Shatin. N.T., HK
Tel: 2898 7388 Fax: 2898 7076
Website:http://www.wellab.com.hk E-mail:wellab@wellab.com.hk

HOKLAS 083
TEST

TEST REPORT

Laboratory No.:	14455-V2
Date of Issue:	2011-12-07
Date Received:	2011-10-27
Date Tested:	2011-10-27
Date Completed:	2011-11-03
Page:	6 of 6

Results:

Sample Number	14455-129	14455-130	14455-131	14455-132
Sample ID	CS(Mf)3-b	CS4-b	CS4-b	CS4-b
Sampling Depth	B	S	M	B
Tide	Mid-Flood	Mid-Flood	Mid-Flood	Mid-Flood
Suspended Solids (SS), mg/L	6.1	7.6	7.3	23

Remark: 1) < = less than

2) S = Surface, M = Middle, B = Bottom

3) This report supersedes the one dated 2011/11/23 with certificate number 14455-V1

4) The samples as received are chilled and kept in ice-box

**********END OF REPORT**********

This laboratory is accredited by Hong Kong Laboratory Accreditation Scheme (HOKLAS) for specific test and / or measurants and the results shown in this report have been determined in accordance with the laboratory's terms of accreditation. It may not be reproduced except with prior written approval from WELLAB LIMITED and the results relate only to the items calibrated or tested.

WELLAB 匯力
Testing & Research
Rooms 816, 1502, 1516 and 1701-2, Technology Park, 18 On Lai Street, Shatin. N.T., HK
Tel: 2898 7388 Fax: 2898 7076
Website:http://www.wellab.com.hk E-mail:wellab@wellab.com.hk

HOKLAS 083
TEST

TEST REPORT

APPLICANT: **Cinotech Consultants Limited**
RM 1710, Technology Park,
18 On Lai Street,
Shatin, N.T., Hong Kong

Laboratory No.:	14456-V2
Date of Issue:	2011-12-07
Date Received:	2011-10-27
Date Tested:	2011-10-27
Date Completed:	2011-11-03

ATTN: **Miss Mei Ling Tang** Page: 1 of 6

Sample Description : 124 liquid samples as received by customer said to be marine water
Project No. : MA11050
Project Name : Baseline Environmental Monitoring for Hong Kong-Zhuhai-Marco Brige Hong Kong Projects - Investigation
Sampling Date : 2011-10-27

Test Requested & Methodology:

Item	Parameters	Ref. Method	Limit of Reporting
1	Suspended Solids (SS)	APHA 17ed 2540 D	*0.5 mg/L

Remark: 1) * Limit of Reporting is reported as Detection Limit

Results:

Sample Number	14456-1	14456-2	14456-3	14456-4	14456-5	14456-6
Sample ID	SR10A-a	SR10A-a	SR10A-a	SR10B-a	SR10B-a	SR10B-a
Sampling Depth	S	M	B	S	M	B
Tide	Mid-Ebb	Mid-Ebb	Mid-Ebb	Mid-Ebb	Mid-Ebb	Mid-Ebb
Suspended Solids (SS), mg/L	12	13	7.1	5.7	9.5	8.3

Sample Number	14456-7	14456-8	14456-9	14456-10	14456-11	14456-12
Sample ID	CSA-a	CSA-a	CSA-a	CS6-a	CS6-a	CS6-a
Sampling Depth	S	M	B	S	M	B
Tide	Mid-Ebb	Mid-Ebb	Mid-Ebb	Mid-Ebb	Mid-Ebb	Mid-Ebb
Suspended Solids (SS), mg/L	8.5	13	7.4	6.9	5.8	8.5

Remark: 1) < = less than
2) S = Surface, M = Middle, B = Bottom
3) This report supersedes the one dated 2011/11/23 with certificate number 14456-V1
4) The samples as received are chilled and kept in ice-box

****

PREPARED AND CHECKED BY:
For and On Behalf of **WELLAB Ltd.**

Approved Signatory: Patrick
Tse Siu Kei, Patrick
Laboratory Manager

This laboratory is accredited by Hong Kong Laboratory Accreditation Scheme (HOKLAS) for specific test and / or measurants and the results shown in this report have been determined in accordance with the laboratory's terms of accreditation. It may not be reproduced except with prior written approval from WELLAB LIMITED and the results relate only to the items calibrated or tested.

WELLAB 匯力
Testing & Research
Rooms 816, 1502, 1516 and 1701-2, Technology Park, 18 On Lai Street, Shatin. N.T., HK.
Tel: 2898 7388 Fax: 2898 7076
Website:http://www.wellab.com.hk E-mail:wellab@wellab.com.hk

HOKLAS 083
TEST

TEST REPORT

Laboratory No.:	14456-V2
Date of Issue:	2011-12-07
Date Received:	2011-10-27
Date Tested:	2011-10-27
Date Completed:	2011-11-03

Results:

Sample Number	14456-13	14456-15	14456-16	14456-18	14456-19	14456-20
Sample ID	SR8-a	SR8-a	SR9-a	SR9-a	IS15-a	IS15-a
Sampling Depth	S	B	S	B	S	M
Tide	Mid-Ebb	Mid-Ebb	Mid-Ebb	Mid-Ebb	Mid-Ebb	Mid-Ebb
Suspended Solids (SS), mg/L	4.8	9.9	9.2	11	5.3	5.9

Sample Number	14456-21	14456-22	14456-23	14456-24	14456-25	14456-26
Sample ID	IS15-a	IS13-a	IS13-a	IS13-a	IS12-a	IS12-a
Sampling Depth	B	S	M	B	S	M
Tide	Mid-Ebb	Mid-Ebb	Mid-Ebb	Mid-Ebb	Mid-Ebb	Mid-Ebb
Suspended Solids (SS), mg/L	8.3	7.1	7.3	11	7.5	6.0

Sample Number	14456-27	14456-28	14456-29	14456-30	14456-31	14456-32
Sample ID	IS12-a	IS14-a	IS14-a	IS14-a	CS(Mf)5-a	CS(Mf)5-a
Sampling Depth	B	S	M	B	S	M
Tide	Mid-Ebb	Mid-Ebb	Mid-Ebb	Mid-Ebb	Mid-Ebb	Mid-Ebb
Suspended Solids (SS), mg/L	7.0	9.0	9.0	12	6.8	6.2

Sample Number	14456-33	14456-34	14456-35	14456-36	14456-37	14456-38
Sample ID	CS(Mf)5-a	SR10A-a	SR10A-a	SR10A-a	SR10B-a	SR10B-a
Sampling Depth	B	S	M	B	S	M
Tide	Mid-Ebb	Mid-Flood	Mid-Flood	Mid-Flood	Mid-Flood	Mid-Flood
Suspended Solids (SS), mg/L	4.4	4.1	5.9	6.6	7.5	8.8

Remark: 1) < = less than

2) S = Surface, M = Middle, B = Bottom

3) This report supersedes the one dated 2011/11/23 with certificate number 14456-V1

4) The samples as received are chilled and kept in ice-box

****

This laboratory is accredited by Hong Kong Laboratory Accreditation Scheme (HOKLAS) for specific test and / or measurants and the results shown in this report have been determined in accordance with the laboratory's terms of accreditation. It may not be reproduced except with prior written approval from WELLAB LIMITED and the results relate only to the items calibrated or tested.

WELLAB 匯力
Testing & Research
Rooms 816, 1502, 1516 and 1701-2, Technology Park, 18 On Lai Street, Shatin. N.T., HK
Tel: 2898 7388 Fax: 2898 7076
Website:http://www.wellab.com.hk E-mail:wellab@wellab.com.hk

HOKLAS 083
TEST

TEST REPORT

Laboratory No.:	14456-V2
Date of Issue:	2011-12-07
Date Received:	2011-10-27
Date Tested:	2011-10-27
Date Completed:	2011-11-03

Results:

Sample Number	14456-39	14456-40	14456-41	14456-42	14456-43	14456-44
Sample ID	SR10B-a	CSA-a	CSA-a	CSA-a	CS6-a	CS6-a
Sampling Depth	B	S	M	B	S	M
Tide	Mid-Flood	Mid-Flood	Mid-Flood	Mid-Flood	Mid-Flood	Mid-Flood
Suspended Solids (SS), mg/L	7.2	8.6	8.5	9.3	5.1	8.0

Sample Number	14456-45	14456-46	14456-48	14456-49	14456-51	14456-52
Sample ID	CS6-a	SR8-a	SR8-a	SR9-a	SR9-a	IS15-a
Sampling Depth	B	S	B	S	B	S
Tide	Mid-Flood	Mid-Flood	Mid-Flood	Mid-Flood	Mid-Flood	Mid-Flood
Suspended Solids (SS), mg/L	37	6.8	6.4	11	5.1	5.7

Sample Number	14456-53	14456-54	14456-55	14456-56	14456-57	14456-58
Sample ID	IS15-a	IS15-a	IS13-a	IS13-a	IS13-a	IS12-a
Sampling Depth	M	B	S	M	B	S
Tide	Mid-Flood	Mid-Flood	Mid-Flood	Mid-Flood	Mid-Flood	Mid-Flood
Suspended Solids (SS), mg/L	7.8	13	21	28	14	9.7

Sample Number	14456-59	14456-60	14456-61	14456-62	14456-63	14456-64
Sample ID	IS12-a	IS12-a	IS14-a	IS14-a	IS14-a	CS(Mf)5-a
Sampling Depth	M	B	S	M	B	S
Tide	Mid-Flood	Mid-Flood	Mid-Flood	Mid-Flood	Mid-Flood	Mid-Flood
Suspended Solids (SS), mg/L	8.1	5.2	6.5	6.5	4.9	5.8

Remark: 1) < = less than

2) S = Surface, M = Middle, B = Bottom

3) This report supersedes the one dated 2011/11/23 with certificate number 14456-V1

4) The samples as received are chilled and kept in ice-box

****

This laboratory is accredited by Hong Kong Laboratory Accreditation Scheme (HOKLAS) for specific test and / or measurants and the results shown in this report have been determined in accordance with the laboratory's terms of accreditation. It may not be reproduced except with prior written approval from WELLAB LIMITED and the results relate only to the items calibrated or tested.

WELLAB 匯力
Testing & Research
Rooms 816, 1502, 1516 and 1701-2, Technology Park, 18 On Lai Street, Shatin. N.T., HK
Tel: 2898 7388 Fax: 2898 7076
Website:http://www.wellab.com.hk E-mail:wellab@wellab.com.hk

HOKLAS 083
TEST

TEST REPORT

Laboratory No.:	14456-V2
Date of Issue:	2011-12-07
Date Received:	2011-10-27
Date Tested:	2011-10-27
Date Completed:	2011-11-03

Results:

Sample Number	14456-65	14456-66	14456-67	14456-68	14456-69	14456-70
Sample ID	CS(Mf)5-a	CS(Mf)5-a	SR10A-b	SR10A-b	SR10A-b	SR10B-b
Sampling Depth	M	B	S	M	B	S
Tide	Mid-Flood	Mid-Flood	Mid-Ebb	Mid-Ebb	Mid-Ebb	Mid-Ebb
Suspended Solids (SS), mg/L	5.2	6.2	12	13	7.1	5.7

Sample Number	14456-71	14456-72	14456-73	14456-74	14456-75	14456-76
Sample ID	SR10B-b	SR10B-b	CSA-b	CSA-b	CSA-b	CS6-b
Sampling Depth	M	B	S	M	B	S
Tide	Mid-Ebb	Mid-Ebb	Mid-Ebb	Mid-Ebb	Mid-Ebb	Mid-Ebb
Suspended Solids (SS), mg/L	9.5	8.2	8.8	14	7.3	7.1

Sample Number	14456-77	14456-78	14456-79	14456-81	14456-82	14456-84
Sample ID	CS6-b	CS6-b	SR8-b	SR8-b	SR9-b	SR9-b
Sampling Depth	M	B	S	B	S	B
Tide	Mid-Ebb	Mid-Ebb	Mid-Ebb	Mid-Ebb	Mid-Ebb	Mid-Ebb
Suspended Solids (SS), mg/L	6.1	8.8	4.8	10	9.5	11

Sample Number	14456-85	14456-86	14456-87	14456-88	14456-89	14456-90
Sample ID	IS15-b	IS15-b	IS15-b	IS13-b	IS13-b	IS13-b
Sampling Depth	S	M	B	S	M	B
Tide	Mid-Ebb	Mid-Ebb	Mid-Ebb	Mid-Ebb	Mid-Ebb	Mid-Ebb
Suspended Solids (SS), mg/L	5.6	5.8	8.3	6.9	7.4	12

Remark: 1) < = less than

2) S = Surface, M = Middle, B = Bottom

3) This report supersedes the one dated 2011/11/23 with certificate number 14456-V1

4) The samples as received are chilled and kept in ice-box

****

This laboratory is accredited by Hong Kong Laboratory Accreditation Scheme (HOKLAS) for specific test and / or measurants and the results shown in this report have been determined in accordance with the laboratory's terms of accreditation. It may not be reproduced except with prior written approval from WELLAB LIMITED and the results relate only to the items calibrated or tested.

WELLAB 匯力
Testing & Research
Rooms 816, 1502, 1516 and 1701-2, Technology Park, 18 On Lai Street, Shatin. N.T., HK
Tel: 2898 7388 Fax: 2898 7076
Website:http://www.wellab.com.hk E-mail:wellab@wellab.com.hk

HOKLAS 083
TEST

TEST REPORT

Laboratory No.:	14456-V2
Date of Issue:	2011-12-07
Date Received:	2011-10-27
Date Tested:	2011-10-27
Date Completed:	2011-11-03

Results:

Sample Number	14456-91	14456-92	14456-93	14456-94	14456-95	14456-96
Sample ID	IS12-b	IS12-b	IS12-b	IS14-b	IS14-b	IS14-b
Sampling Depth	S	M	B	S	M	B
Tide	Mid-Ebb	Mid-Ebb	Mid-Ebb	Mid-Ebb	Mid-Ebb	Mid-Ebb
Suspended Solids (SS), mg/L	7.6	6.0	6.8	8.8	9.0	12

Sample Number	14456-97	14456-98	14456-99	14456-100	14456-101	14456-102
Sample ID	CS(Mf)5-b	CS(Mf)5-b	CS(Mf)5-b	SR10A-b	SR10A-b	SR10A-b
Sampling Depth	S	M	B	S	M	B
Tide	Mid-Ebb	Mid-Ebb	Mid-Ebb	Mid-Flood	Mid-Flood	Mid-Flood
Suspended Solids (SS), mg/L	6.7	6.2	4.3	4.1	5.9	6.8

Sample Number	14456-103	14456-104	14456-105	14456-106	14456-107	14456-108
Sample ID	SR10B-b	SR10B-b	SR10B-b	CSA-b	CSA-b	CSA-b
Sampling Depth	S	M	B	S	M	B
Tide	Mid-Flood	Mid-Flood	Mid-Flood	Mid-Flood	Mid-Flood	Mid-Flood
Suspended Solids (SS), mg/L	7.7	9.0	7.1	8.4	8.5	9.0

Sample Number	14456-109	14456-110	14456-111	14456-112	14456-114	14456-115
Sample ID	CS6-b	CS6-b	CS6-b	SR8-b	SR8-b	SR9-b
Sampling Depth	S	M	B	S	B	S
Tide	Mid-Flood	Mid-Flood	Mid-Flood	Mid-Flood	Mid-Flood	Mid-Flood
Suspended Solids (SS), mg/L	5.1	7.9	36	6.8	6.5	11

Remark: 1) < = less than

2) S = Surface, M = Middle, B = Bottom

3) This report supersedes the one dated 2011/11/23 with certificate number 14456-V1

4) The samples as received are chilled and kept in ice-box

****

This laboratory is accredited by Hong Kong Laboratory Accreditation Scheme (HOKLAS) for specific test and / or measurants and the results shown in this report have been determined in accordance with the laboratory's terms of accreditation. It may not be reproduced except with prior written approval from WELLAB LIMITED and the results relate only to the items calibrated or tested.

WELLAB 匯力
Testing & Research
Rooms 816, 1502, 1516 and 1701-2, Technology Park, 18 On Lai Street, Shatin. N.T., HK
Tel: 2898 7388 Fax: 2898 7076
Website:http://www.wellab.com.hk E-mail:wellab@wellab.com.hk

HOKLAS 083
TEST

TEST REPORT

Laboratory No.:	14456-V2
Date of Issue:	2011-12-07
Date Received:	2011-10-27
Date Tested:	2011-10-27
Date Completed:	2011-11-03

Results:

Sample Number	14456-117	14456-118	14456-119	14456-120	14456-121	14456-122
Sample ID	SR9-b	IS15-b	IS15-b	IS15-b	IS13-b	IS13-b
Sampling Depth	B	S	M	B	S	M
Tide	Mid-Flood	Mid-Flood	Mid-Flood	Mid-Flood	Mid-Flood	Mid-Flood
Suspended Solids (SS), mg/L	5.3	5.5	7.7	13	21	27

Sample Number	14456-123	14456-124	14456-125	14456-126	14456-127	14456-128
Sample ID	IS13-b	IS12-b	IS12-b	IS12-b	IS14-b	IS14-b
Sampling Depth	B	S	M	B	S	M
Tide	Mid-Flood	Mid-Flood	Mid-Flood	Mid-Flood	Mid-Flood	Mid-Flood
Suspended Solids (SS), mg/L	14	9.4	8.3	5.0	6.4	6.4

Sample Number	14456-129	14456-130	14456-131	14456-132
Sample ID	IS14-b	CS(Mf)5-b	CS(Mf)5-b	CS(Mf)5-b
Sampling Depth	B	S	M	B
Tide	Mid-Flood	Mid-Flood	Mid-Flood	Mid-Flood
Suspended Solids (SS), mg/L	4.8	5.7	5.0	6.0

Remark: 1) < = less than

2) S = Surface, M = Middle, B = Bottom

3) This report supersedes the one dated 2011/11/23 with certificate number 14456-V1

4) The samples as received are chilled and kept in ice-box

**********END OF REPORT**********

This laboratory is accredited by Hong Kong Laboratory Accreditation Scheme (HOKLAS) for specific test and / or measurants and the results shown in this report have been determined in accordance with the laboratory's terms of accreditation. It may not be reproduced except with prior written approval from WELLAB LIMITED and the results relate only to the items calibrated or tested.

WELLAB 匯力
Testing & Research
Rooms 816, 1502, 1516 and 1701-2, Technology Park, 18 On Lai Street, Shatin. N.T., HK
Tel: 2898 7388 Fax: 2898 7076
Website:http://www.wellab.com.hk E-mail:wellab@wellab.com.hk

HOKLAS 083
TEST

TEST REPORT

APPLICANT: **Cinotech Consultants Limited**
RM 1710, Technology Park,
18 On Lai Street,
Shatin, N.T., Hong Kong

Laboratory No.:	14469-V2
Date of Issue:	2011-12-07
Date Received:	2011-10-29
Date Tested:	2011-10-29
Date Completed:	2011-11-03

ATTN: **Miss Mei Ling Tang** Page: 1 of 4

Sample Description : 84 liquid samples as received by customer said to be marine water
Project No. : MA11050
Project Name : Baseline Environmental Monitoring for Hong Kong-Zhuhai-Marco Brige Hong Kong Projects - Investigation
Sampling Date : 2011-10-29

Test Requested & Methodology:

Item	Parameters	Ref. Method	Limit of Reporting
1	Suspended Solids (SS)	APHA 17ed 2540 D	*0.5 mg/L

Remark: 1) * Limit of Reporting is reported as Detection Limit

Results:

Sample Number	14469-1	14469-2	14469-3	14469-4	14469-5	14469-6
Sample ID	ST3-a	ST3-a	ST3-a	CS1-a	CS1-a	CS1-a
Sampling Depth	S	M	B	S	M	B
Tide	Mid-Ebb	Mid-Ebb	Mid-Ebb	Mid-Ebb	Mid-Ebb	Mid-Ebb
Suspended Solids (SS), mg/L	10	18	8.3	7.9	11	22

Sample Number	14469-8	14469-10	14469-11	14469-12	14469-13	14469-14
Sample ID	SR1-a	IS1-a	IS1-a	IS1-a	ST1-a	ST1-a
Sampling Depth	M	S	M	B	S	M
Tide	Mid-Ebb	Mid-Ebb	Mid-Ebb	Mid-Ebb	Mid-Ebb	Mid-Ebb
Suspended Solids (SS), mg/L	15	16	20	14	10	30

Remark: 1) < = less than
2) S = Surface, M = Middle, B = Bottom
3) This report supersedes the one dated 2011/11/23 with certificate number 14469-V1
4) The samples as received are chilled and kept in ice-box

****

PREPARED AND CHECKED BY:
For and On Behalf of **WELLAB Ltd.**

Approved Signatory: _____
Tse Siu Kei, Patrick
Laboratory Manager

This laboratory is accredited by Hong Kong Laboratory Accreditation Scheme (HOKLAS) for specific test and / or measurants and the results shown in this report have been determined in accordance with the laboratory's terms of accreditation. It may not be reproduced except with prior written approval from WELLAB LIMITED and the results relate only to the items calibrated or tested.

WELLAB 匯力
Testing & Research
Rooms 816, 1502, 1516 and 1701-2, Technology Park, 18 On Lai Street, Shatin. N.T., HK
Tel: 2898 7388 Fax: 2898 7076
Website:http://www.wellab.com.hk E-mail:wellab@wellab.com.hk

HOKLAS 083
TEST

TEST REPORT

Laboratory No.:	14469-V2
Date of Issue:	2011-12-07
Date Received:	2011-10-29
Date Tested:	2011-10-29
Date Completed:	2011-11-03

Results:

Sample Number	14469-15	14469-16	14469-17	14469-18	14469-19	14469-21
Sample ID	ST1-a	IS2-a	IS2-a	IS2-a	IS3-a	IS3-a
Sampling Depth	B	S	M	B	S	B
Tide	Mid-Ebb	Mid-Ebb	Mid-Ebb	Mid-Ebb	Mid-Ebb	Mid-Ebb
Suspended Solids (SS), mg/L	17	9.5	16	35	25	32

Sample Number	14469-23	14469-26	14469-29	14469-31	14469-32	14469-33
Sample ID	SR2-a	SR3-a	IS(Mf)20-a	ST3-a	ST3-a	ST3-a
Sampling Depth	M	M	M	S	M	B
Tide	Mid-Ebb	Mid-Ebb	Mid-Ebb	Mid-Flood	Mid-Flood	Mid-Flood
Suspended Solids (SS), mg/L	33	15	12	13	12	16

Sample Number	14469-34	14469-35	14469-36	14469-38	14469-40	14469-41
Sample ID	CS1-a	CS1-a	CS1-a	SR1-a	IS1-a	IS1-a
Sampling Depth	S	M	B	M	S	M
Tide	Mid-Flood	Mid-Flood	Mid-Flood	Mid-Flood	Mid-Flood	Mid-Flood
Suspended Solids (SS), mg/L	26	32	19	14	14	22

Sample Number	14469-42	14469-43	14469-44	14469-45	14469-46	14469-47
Sample ID	IS1-a	ST1-a	ST1-a	ST1-a	IS2-a	IS2-a
Sampling Depth	B	S	M	B	S	M
Tide	Mid-Flood	Mid-Flood	Mid-Flood	Mid-Flood	Mid-Flood	Mid-Flood
Suspended Solids (SS), mg/L	41	12	19	14	24	17

Remark: 1) < = less than

2) S = Surface, M = Middle, B = Bottom

3) This report supersedes the one dated 2011/11/23 with certificate number 14469-V1

4) The samples as received are chilled and kept in ice-box

****

This laboratory is accredited by Hong Kong Laboratory Accreditation Scheme (HOKLAS) for specific test and / or measurants and the results shown in this report have been determined in accordance with the laboratory's terms of accreditation. It may not be reproduced except with prior written approval from WELLAB LIMITED and the results relate only to the items calibrated or tested.

WELLAB 匯力
Testing & Research
Rooms 816, 1502, 1516 and 1701-2, Technology Park, 18 On Lai Street, Shatin. N.T., HK
Tel: 2898 7388 Fax: 2898 7076
Website:http://www.wellab.com.hk E-mail:wellab@wellab.com.hk

HOKLAS 083
TEST

TEST REPORT

Laboratory No.:	14469-V2
Date of Issue:	2011-12-07
Date Received:	2011-10-29
Date Tested:	2011-10-29
Date Completed:	2011-11-03

Results:

Sample Number	14469-48	14469-49	14469-51	14469-53	14469-56	14469-59
Sample ID	IS2-a	IS3-a	IS3-a	SR2-a	SR3-a	IS(Mf)20-a
Sampling Depth	B	S	B	M	M	M
Tide	Mid-Flood	Mid-Flood	Mid-Flood	Mid-Flood	Mid-Flood	Mid-Flood
Suspended Solids (SS), mg/L	23	25	32	33	22	31

Sample Number	14469-61	14469-62	14469-63	14469-64	14469-65	14469-66
Sample ID	ST3-b	ST3-b	ST3-b	CS1-b	CS1-b	CS1-b
Sampling Depth	S	M	B	S	M	B
Tide	Mid-Ebb	Mid-Ebb	Mid-Ebb	Mid-Ebb	Mid-Ebb	Mid-Ebb
Suspended Solids (SS), mg/L	9.9	17	8.1	8.0	12	22

Sample Number	14469-68	14469-70	14469-71	14469-72	14469-73	14469-74
Sample ID	SR1-b	IS1-b	IS1-b	IS1-b	ST1-b	ST1-b
Sampling Depth	M	S	M	B	S	M
Tide	Mid-Ebb	Mid-Ebb	Mid-Ebb	Mid-Ebb	Mid-Ebb	Mid-Ebb
Suspended Solids (SS), mg/L	15	17	20	14	10	29

Sample Number	14469-75	14469-76	14469-77	14469-78	14469-79	14469-81
Sample ID	ST1-b	IS2-b	IS2-b	IS2-b	IS3-b	IS3-b
Sampling Depth	B	S	M	B	S	B
Tide	Mid-Ebb	Mid-Ebb	Mid-Ebb	Mid-Ebb	Mid-Ebb	Mid-Ebb
Suspended Solids (SS), mg/L	16	9.8	15	35	25	31

Remark: 1) <= less than

2) S = Surface, M = Middle, B = Bottom

3) This report supersedes the one dated 2011/11/23 with certificate number 14469-V1

4) The samples as received are chilled and kept in ice-box

****

This laboratory is accredited by Hong Kong Laboratory Accreditation Scheme (HOKLAS) for specific test and / or measurants and the results shown in this report have been determined in accordance with the laboratory's terms of accreditation. It may not be reproduced except with prior written approval from WELLAB LIMITED and the results relate only to the items calibrated or tested.

WELLAB 匯力
Testing & Research
Rooms 816, 1502, 1516 and 1701-2, Technology Park, 18 On Lai Street, Shatin. N.T., HK
Tel: 2898 7388 Fax: 2898 7076
Website:http://www.wellab.com.hk E-mail:wellab@wellab.com.hk

HOKLAS 083
TEST

TEST REPORT

Laboratory No.:	14469-V2
Date of Issue:	2011-12-07
Date Received:	2011-10-29
Date Tested:	2011-10-29
Date Completed:	2011-11-03

Results:

Sample Number	14469-83	14469-86	14469-89	14469-91	14469-92	14469-93
Sample ID	SR2-b	SR3-b	IS(Mf)20-b	ST3-b	ST3-b	ST3-b
Sampling Depth	M	M	M	S	M	B
Tide	Mid-Ebb	Mid-Ebb	Mid-Ebb	Mid-Flood	Mid-Flood	Mid-Flood
Suspended Solids (SS), mg/L	32	15	12	13	12	16

Sample Number	14469-94	14469-95	14469-96	14469-98	14469-100	14469-101
Sample ID	CS1-b	CS1-b	CS1-b	SR1-b	IS1-b	IS1-b
Sampling Depth	S	M	B	M	S	M
Tide	Mid-Flood	Mid-Flood	Mid-Flood	Mid-Flood	Mid-Flood	Mid-Flood
Suspended Solids (SS), mg/L	25	31	19	14	14	22

Sample Number	14469-102	14469-103	14469-104	14469-105	14469-106	14469-107
Sample ID	IS1-b	ST1-b	ST1-b	ST1-b	IS2-b	IS2-b
Sampling Depth	B	M	M	M	S	M
Tide	Mid-Flood	Mid-Flood	Mid-Flood	Mid-Flood	Mid-Flood	Mid-Flood
Suspended Solids (SS), mg/L	41	12	19	14	24	17

Sample Number	14469-108	14469-109	14469-111	14469-113	14469-116	14469-119
Sample ID	IS2-b	IS3-b	IS3-b	SR2-b	SR3-b	IS(Mf)20-b
Sampling Depth	B	S	B	M	M	M
Tide	Mid-Flood	Mid-Flood	Mid-Flood	Mid-Flood	Mid-Flood	Mid-Flood
Suspended Solids (SS), mg/L	23	25	32	32	22	31

Remark: 1) < = less than

2) S = Surface, M = Middle, B = Bottom

3) This report supersedes the one dated 2011/11/23 with certificate number 14469-V1

4) The samples as received are chilled and kept in ice-box

**********END OF REPORT**********

This laboratory is accredited by Hong Kong Laboratory Accreditation Scheme (HOKLAS) for specific test and / or measurants and the results shown in this report have been determined in accordance with the laboratory's terms of accreditation. It may not be reproduced except with prior written approval from WELLAB LIMITED and the results relate only to the items calibrated or tested.

WELLAB 匯力
Testing & Research
Rooms 816, 1502, 1516 and 1701-2, Technology Park, 18 On Lai Street, Shatin. N.T., HK
Tel: 2898 7388 Fax: 2898 7076
Website:http://www.wellab.com.hk E-mail:wellab@wellab.com.hk

HOKLAS 083
TEST

TEST REPORT

APPLICANT: **Cinotech Consultants Limited**
RM 1710, Technology Park,
18 On Lai Street,
Shatin, N.T., Hong Kong

Laboratory No.:	14470-V2
Date of Issue:	2011-12-07
Date Received:	2011-10-29
Date Tested:	2011-10-29
Date Completed:	2011-11-03

ATTN: **Miss Mei Ling Tang** Page: 1 of 4

Sample Description : 80 liquid samples as received by customer said to be marine water
Project No. : MA11050
Project Name : Baseline Environmental Monitoring for Hong Kong-Zhuhai-Marco Brige Hong Kong Projects - Investigation
Sampling Date : 2011-10-29

Test Requested & Methodology:

Item	Parameters	Ref. Method	Limit of Reporting
1	Suspended Solids (SS)	APHA 17ed 2540 D	*0.5 mg/L

Remark: 1) * Limit of Reporting is reported as Detection Limit

Results:

Sample Number	14470-1	14470-3	14470-4	14470-5	14470-6	14470-7
Sample ID	SR6-a	SR6-a	ST2-a	ST2-a	ST2-a	CS2-a
Sampling Depth	S	B	S	M	B	S
Tide	Mid-Ebb	Mid-Ebb	Mid-Ebb	Mid-Ebb	Mid-Ebb	Mid-Ebb
Suspended Solids (SS), mg/L	11	7.5	8.5	6.8	11	12

Sample Number	14470-8	14470-9	14470-10	14470-11	14470-12	14470-13
Sample ID	CS2-a	CS2-a	IS4-a	IS4-a	IS4-a	IS5-a
Sampling Depth	M	B	S	M	B	S
Tide	Mid-Ebb	Mid-Ebb	Mid-Ebb	Mid-Ebb	Mid-Ebb	Mid-Ebb
Suspended Solids (SS), mg/L	13	12	22	16	19	19

Remark: 1) < = less than
2) S = Surface, M = Middle, B = Bottom
3) This report supersedes the one dated 2011/11/23 with certificate number 14470-V1
4) The samples as received are chilled and kept in ice-box

****

PREPARED AND CHECKED BY:
For and On Behalf of **WELLAB Ltd.**

Approved Signatory: _____
Tse Siu Kei, Patrick
Laboratory Manager

This laboratory is accredited by Hong Kong Laboratory Accreditation Scheme (HOKLAS) for specific test and / or measurants and the results shown in this report have been determined in accordance with the laboratory's terms of accreditation. It may not be reproduced except with prior written approval from WELLAB LIMITED and the results relate only to the items calibrated or tested.

WELLAB 匯力
Testing & Research
Rooms 816, 1502, 1516 and 1701-2, Technology Park, 18 On Lai Street, Shatin. N.T., HK
Tel: 2898 7388 Fax: 2898 7076
Website:http://www.wellab.com.hk E-mail:wellab@wellab.com.hk

HOKLAS 083
TEST

TEST REPORT

Laboratory No.:	14470-V1
Date of Issue:	2011-11-23
Date Received:	2011-10-29
Date Tested:	2011-10-29
Date Completed:	2011-11-03

Results:

Sample Number	14470-14	14470-15	14470-16	14470-18	14470-19	14470-21
Sample ID	IS5-a	IS5-a	IS(Mf)6-a	IS(Mf)6-a	IS7-a	IS7-a
Sampling Depth	M	B	S	B	S	B
Tide	Mid-Ebb	Mid-Ebb	Mid-Ebb	Mid-Ebb	Mid-Ebb	Mid-Ebb
Suspended Solids (SS), mg/L	18	24	19	12	7.5	11

Sample Number	14470-22	14470-24	14470-25	14470-27	14470-28	14470-29
Sample ID	IS(Mf)9-a	IS(Mf)9-a	SR6-a	SR6-a	ST2-a	ST2-a
Sampling Depth	S	B	S	B	S	M
Tide	Mid-Ebb	Mid-Ebb	Mid-Flood	Mid-Flood	Mid-Flood	Mid-Flood
Suspended Solids (SS), mg/L	16	9.9	10	10	13	14

Sample Number	14470-30	14470-31	14470-32	14470-33	14470-34	14470-35
Sample ID	ST2-a	CS2-a	CS2-a	CS2-a	IS4-a	IS4-a
Sampling Depth	B	S	M	B	S	M
Tide	Mid-Flood	Mid-Flood	Mid-Flood	Mid-Flood	Mid-Flood	Mid-Flood
Suspended Solids (SS), mg/L	8.2	12	25	13	16	19

Sample Number	14470-36	14470-37	14470-38	14470-39	14470-40	14470-42
Sample ID	IS4-a	IS5-a	IS5-a	IS5-a	IS(Mf)6-a	IS(Mf)6-a
Sampling Depth	B	S	M	B	S	B
Tide	Mid-Flood	Mid-Flood	Mid-Flood	Mid-Flood	Mid-Flood	Mid-Flood
Suspended Solids (SS), mg/L	14	8.3	17	8.9	11	30

Remark: 1) < = less than

2) S = Surface, M = Middle, B = Bottom

3) This report supersedes the one dated 2011/11/23 with certificate number 14470-V1

4) The samples as received are chilled and kept in ice-box

****

This laboratory is accredited by Hong Kong Laboratory Accreditation Scheme (HOKLAS) for specific test and / or measurants and the results shown in this report have been determined in accordance with the laboratory's terms of accreditation. It may not be reproduced except with prior written approval from WELLAB LIMITED and the results relate only to the items calibrated or tested.

WELLAB 匯力
Testing & Research
Rooms 816, 1502, 1516 and 1701-2, Technology Park, 18 On Lai Street, Shatin. N.T., HK
Tel: 2898 7388 Fax: 2898 7076
Website:http://www.wellab.com.hk E-mail:wellab@wellab.com.hk

HOKLAS 083
TEST

TEST REPORT

Laboratory No.:	14470-V1
Date of Issue:	2011-11-23
Date Received:	2011-10-29
Date Tested:	2011-10-29
Date Completed:	2011-11-03
Page:	3 of 4

Results:

Sample Number	14470-43	14470-45	14470-46	14470-48	14470-49	14470-51
Sample ID	IS7-a	IS7-a	IS(Mf)9-a	IS(Mf)9-a	SR6-b	SR6-b
Sampling Depth	S	B	S	B	S	B
Tide	Mid-Flood	Mid-Flood	Mid-Flood	Mid-Flood	Mid-Ebb	Mid-Ebb
Suspended Solids (SS), mg/L	7.8	17	17	12	11	7.8

Sample Number	14470-52	14470-53	14470-54	14470-55	14470-56	14470-57
Sample ID	ST2-b	ST2-b	ST2-b	CS2-b	CS2-b	CS2-b
Sampling Depth	S	M	B	S	M	B
Tide	Mid-Ebb	Mid-Ebb	Mid-Ebb	Mid-Ebb	Mid-Ebb	Mid-Ebb
Suspended Solids (SS), mg/L	8.2	6.6	11	12	13	12

Sample Number	14470-58	14470-59	14470-60	14470-61	14470-62	14470-63
Sample ID	IS4-b	IS4-b	IS4-b	IS5-b	IS5-b	IS5-b
Sampling Depth	S	M	B	S	M	B
Tide	Mid-Ebb	Mid-Ebb	Mid-Ebb	Mid-Ebb	Mid-Ebb	Mid-Ebb
Suspended Solids (SS), mg/L	22	15	19	19	17	24

Sample Number	14470-64	14470-66	14470-67	14470-69	14470-70	14470-72
Sample ID	IS(Mf)6-b	IS(Mf)6-b	IS7-b	IS7-b	IS(Mf)9-b	IS(Mf)9-b
Sampling Depth	S	B	S	B	S	B
Tide	Mid-Ebb	Mid-Ebb	Mid-Ebb	Mid-Ebb	Mid-Ebb	Mid-Ebb
Suspended Solids (SS), mg/L	18	13	7.7	11	15	9.7

Remark: 1) < = less than

2) S = Surface, M = Middle, B = Bottom

3) This report supersedes the one dated 2011/11/23 with certificate number 14470-V1

4) The samples as received are chilled and kept in ice-box

****

This laboratory is accredited by Hong Kong Laboratory Accreditation Scheme (HOKLAS) for specific test and / or measurants and the results shown in this report have been determined in accordance with the laboratory's terms of accreditation. It may not be reproduced except with prior written approval from WELLAB LIMITED and the results relate only to the items calibrated or tested.

WELLAB 匯力
Testing & Research
Rooms 816, 1502, 1516 and 1701-2, Technology Park, 18 On Lai Street, Shatin. N.T., HK
Tel: 2898 7388 Fax: 2898 7076
Website:http://www.wellab.com.hk E-mail:wellab@wellab.com.hk

HOKLAS 083
TEST

TEST REPORT

Laboratory No.:	14470-V1
Date of Issue:	2011-11-23
Date Received:	2011-10-29
Date Tested:	2011-10-29
Date Completed:	2011-11-03

Results:

Sample Number	14470-73	14470-75	14470-76	14470-77	14470-78	14470-79
Sample ID	SR6-b	SR6-b	ST2-b	ST2-b	ST2-b	CS2-b
Sampling Depth	S	B	S	M	B	S
Tide	Mid-Flood	Mid-Flood	Mid-Flood	Mid-Flood	Mid-Flood	Mid-Flood
Suspended Solids (SS), mg/L	10	10	13	14	8.1	12

Sample Number	14470-80	14470-81	14470-82	14470-83	14470-84	14470-85
Sample ID	CS2-b	CS2-b	IS4-b	IS4-b	IS4-b	IS5-b
Sampling Depth	M	B	S	M	B	S
Tide	Mid-Flood	Mid-Flood	Mid-Flood	Mid-Flood	Mid-Flood	Mid-Flood
Suspended Solids (SS), mg/L	26	13	15	19	14	8.5

Sample Number	14470-86	14470-87	14470-88	14470-90	14470-91	14470-93
Sample ID	IS5-b	IS5-b	IS(Mf)6-b	IS(Mf)6-b	IS7-b	IS7-b
Sampling Depth	M	B	S	B	S	B
Tide	Mid-Flood	Mid-Flood	Mid-Flood	Mid-Flood	Mid-Flood	Mid-Flood
Suspended Solids (SS), mg/L	17	8.8	11	30	7.6	17

Sample Number	14470-94	14470-96
Sample ID	IS(Mf)9-b	IS(Mf)9-b
Sampling Depth	S	B
Tide	Mid-Flood	Mid-Flood
Suspended Solids (SS), mg/L	17	12

Remark: 1) < = less than

2) S = Surface, M = Middle, B = Bottom

3) This report supersedes the one dated 2011/11/23 with certificate number 14470-V1

4) The samples as received are chilled and kept in ice-box

**********END OF REPORT**********

This laboratory is accredited by Hong Kong Laboratory Accreditation Scheme (HOKLAS) for specific test and / or measurants and the results shown in this report have been determined in accordance with the laboratory's terms of accreditation. It may not be reproduced except with prior written approval from WELLAB LIMITED and the results relate only to the items calibrated or tested.

WELLAB 匯力
Testing & Research
Rooms 816, 1502, 1516 and 1701-2, Technology Park, 18 On Lai Street, Shatin. N.T., HK
Tel: 2898 7388 Fax: 2898 7076
Website:http://www.wellab.com.hk E-mail:wellab@wellab.com.hk

HOKLAS 083
TEST

TEST REPORT

APPLICANT: **Cinotech Consultants Limited**
RM 1710, Technology Park,
18 On Lai Street,
Shatin, N.T., Hong Kong

Laboratory No.:	14471-V2
Date of Issue:	2011-12-07
Date Received:	2011-10-29
Date Tested:	2011-10-29
Date Completed:	2011-11-03

ATTN: **Miss Mei Ling Tang** Page: 1 of 5

Sample Description : 110 liquid samples as received by customer said to be marine water
Project No. : MA11050
Project Name : Baseline Environmental Monitoring for Hong Kong-Zhuhai-Marco Brige Hong Kong Projects - Investigation
Sampling Date : 2011-10-29

Test Requested & Methodology:

Item	Parameters	Ref. Method	Limit of Reporting
1	Suspended Solids (SS)	APHA 17ed 2540 D	*0.5 mg/L

Remark: 1) * Limit of Reporting is reported as Detection Limit

Results:

Sample Number	14471-2	14471-4	14471-6	14471-7	14471-8	14471-9
Sample ID	SR4-a	IS8-a	IS8-a	IS17-a	IS17-a	IS17-a
Sampling Depth	M	S	B	S	M	B
Tide	Mid-Ebb	Mid-Ebb	Mid-Ebb	Mid-Ebb	Mid-Ebb	Mid-Ebb
Suspended Solids (SS), mg/L	16	17	19	18	13	14

Sample Number	14471-10	14471-11	14471-12	14471-13	14471-15	14471-16
Sample ID	GG1-a	GG1-a	GG1-a	SR7-a	SR7-a	IS10-a
Sampling Depth	S	M	B	S	B	S
Tide	Mid-Ebb	Mid-Ebb	Mid-Ebb	Mid-Ebb	Mid-Ebb	Mid-Ebb
Suspended Solids (SS), mg/L	12	14	11	12	14	11

Remark: 1) < = less than
2) S = Surface, M = Middle, B = Bottom
3) This report supersedes the one dated 2011/11/23 with certificate number 14471-V1
4) The samples as received are chilled and kept in ice-box

****

PREPARED AND CHECKED BY:
For and On Behalf of **WELLAB Ltd.**

Approved Signatory: _____
Tse Siu Kei, Patrick
Laboratory Manager

This laboratory is accredited by Hong Kong Laboratory Accreditation Scheme (HOKLAS) for specific test and / or measurants and the results shown in this report have been determined in accordance with the laboratory's terms of accreditation. It may not be reproduced except with prior written approval from WELLAB LIMITED and the results relate only to the items calibrated or tested.

WELLAB 匯力
Testing & Research
Rooms 816, 1502, 1516 and 1701-2, Technology Park, 18 On Lai Street, Shatin. N.T., HK
Tel: 2898 7388 Fax: 2898 7076
Website:http://www.wellab.com.hk E-mail:wellab@wellab.com.hk

HOKLAS 083
TEST

TEST REPORT

Laboratory No.:	14471-V2
Date of Issue:	2011-12-07
Date Received:	2011-10-29
Date Tested:	2011-10-29
Date Completed:	2011-11-03

Results:

Sample Number	14471-17	14471-18	14471-19	14471-21	14471-22	14471-23
Sample ID	IS10-a	IS10-a	IS(Mf)16-a	IS(Mf)16-a	IS(Mf)11-a	IS(Mf)11-a
Sampling Depth	M	B	S	B	S	M
Tide	Mid-Ebb	Mid-Ebb	Mid-Ebb	Mid-Ebb	Mid-Ebb	Mid-Ebb
Suspended Solids (SS), mg/L	12	10	18	13	14	14

Sample Number	14471-24	14471-25	14471-27	14471-28	14471-29	14471-30
Sample ID	IS(Mf)11-a	SR5-a	SR5-a	CS(Mf)3-a	CS(Mf)3-a	CS(Mf)3-a
Sampling Depth	B	S	B	S	M	B
Tide	Mid-Ebb	Mid-Ebb	Mid-Ebb	Mid-Ebb	Mid-Ebb	Mid-Ebb
Suspended Solids (SS), mg/L	18	19	8.8	16	16	20

Sample Number	14471-31	14471-32	14471-33	14471-35	14471-37	14471-39
Sample ID	CS4-a	CS4-a	CS4-a	SR4-a	IS8-a	IS8-a
Sampling Depth	S	M	B	M	S	B
Tide	Mid-Ebb	Mid-Ebb	Mid-Ebb	Mid-Flood	Mid-Flood	Mid-Flood
Suspended Solids (SS), mg/L	16	5.8	16	10	13	8.7

Sample Number	14471-40	14471-41	14471-42	14471-43	14471-44	14471-45
Sample ID	IS17-a	IS17-a	IS17-a	GG1-a	GG1-a	GG1-a
Sampling Depth	S	M	B	S	M	B
Tide	Mid-Flood	Mid-Flood	Mid-Flood	Mid-Flood	Mid-Flood	Mid-Flood
Suspended Solids (SS), mg/L	12	12	7.2	13	5.9	14

Remark: 1) < = less than

2) S = Surface, M = Middle, B = Bottom

3) This report supersedes the one dated 2011/11/23 with certificate number 14471-V1

4) The samples as received are chilled and kept in ice-box

****

This laboratory is accredited by Hong Kong Laboratory Accreditation Scheme (HOKLAS) for specific test and / or measurants and the results shown in this report have been determined in accordance with the laboratory's terms of accreditation. It may not be reproduced except with prior written approval from WELLAB LIMITED and the results relate only to the items calibrated or tested.

WELLAB 匯力
Testing & Research
Rooms 816, 1502, 1516 and 1701-2, Technology Park, 18 On Lai Street, Shatin. N.T., HK
Tel: 2898 7388 Fax: 2898 7076
Website:http://www.wellab.com.hk E-mail:wellab@wellab.com.hk

HOKLAS 083
TEST

TEST REPORT

Laboratory No.:	14471-V2
Date of Issue:	2011-12-07
Date Received:	2011-10-29
Date Tested:	2011-10-29
Date Completed:	2011-11-03

Results:

Sample Number	14471-46	14471-48	14471-49	14471-50	14471-51	14471-52
Sample ID	SR7-a	SR7-a	IS10-a	IS10-a	IS10-a	IS(Mf)16-a
Sampling Depth	S	B	S	M	B	S
Tide	Mid-Flood	Mid-Flood	Mid-Flood	Mid-Flood	Mid-Flood	Mid-Flood
Suspended Solids (SS), mg/L	2.9	15	21	12	9.1	15

Sample Number	14471-54	14471-55	14471-56	14471-57	14471-58	14471-59
Sample ID	IS(Mf)16-a	IS(Mf)11-a	IS(Mf)11-a	IS(Mf)11-a	SR5-a	SR5-a
Sampling Depth	B	S	M	B	S	M
Tide	Mid-Flood	Mid-Flood	Mid-Flood	Mid-Flood	Mid-Flood	Mid-Flood
Suspended Solids (SS), mg/L	15	4.8	14	8.0	13	11

Sample Number	14471-60	14471-61	14471-62	14471-63	14471-64	14471-65
Sample ID	SR5-a	CS(Mf)3-a	CS(Mf)3-a	CS(Mf)3-a	CS4-a	CS4-a
Sampling Depth	B	S	M	B	S	M
Tide	Mid-Flood	Mid-Flood	Mid-Flood	Mid-Flood	Mid-Flood	Mid-Flood
Suspended Solids (SS), mg/L	20	16	8.6	10	14	12

Sample Number	14471-66	14471-68	14471-70	14471-72	14471-73	14471-74
Sample ID	CS4-a	SR4-b	IS8-b	IS8-b	IS17-b	IS17-b
Sampling Depth	B	M	S	B	S	M
Tide	Mid-Flood	Mid-Ebb	Mid-Ebb	Mid-Ebb	Mid-Ebb	Mid-Ebb
Suspended Solids (SS), mg/L	10	16	17	18	18	13

Remark: 1) < = less than

2) S = Surface, M = Middle, B = Bottom

3) This report supersedes the one dated 2011/11/23 with certificate number 14471-V1

4) The samples as received are chilled and kept in ice-box

****

This laboratory is accredited by Hong Kong Laboratory Accreditation Scheme (HOKLAS) for specific test and / or measurants and the results shown in this report have been determined in accordance with the laboratory's terms of accreditation. It may not be reproduced except with prior written approval from WELLAB LIMITED and the results relate only to the items calibrated or tested.

WELLAB 匯力
Testing & Research
Rooms 816, 1502, 1516 and 1701-2, Technology Park, 18 On Lai Street, Shatin. N.T., HK
Tel: 2898 7388 Fax: 2898 7076
Website:http://www.wellab.com.hk E-mail:wellab@wellab.com.hk

HOKLAS 083
TEST

TEST REPORT

Laboratory No.:	14471-V2
Date of Issue:	2011-12-07
Date Received:	2011-10-29
Date Tested:	2011-10-29
Date Completed:	2011-11-03

Results:

Sample Number	14471-75	14471-76	14471-77	14471-78	14471-79	14471-81
Sample ID	IS17-b	GG1-b	GG1-b	GG1-b	SR7-b	SR7-b
Sampling Depth	B	S	M	B	S	B
Tide	Mid-Ebb	Mid-Ebb	Mid-Ebb	Mid-Ebb	Mid-Ebb	Mid-Ebb
Suspended Solids (SS), mg/L	14	13	14	11	12	14

Sample Number	14471-82	14471-83	14471-84	14471-85	14471-87	14471-88
Sample ID	IS10-b	IS10-b	IS10-b	IS(Mf)16-b	IS(Mf)16-b	IS(Mf)11-b
Sampling Depth	S	M	B	S	B	S
Tide	Mid-Ebb	Mid-Ebb	Mid-Ebb	Mid-Ebb	Mid-Ebb	Mid-Ebb
Suspended Solids (SS), mg/L	11	11	10	18	13	15

Sample Number	14471-89	14471-90	14471-91	14471-93	14471-94	14471-95
Sample ID	IS(Mf)11-b	IS(Mf)11-b	SR5-b	SR5-b	CS(Mf)3-b	CS(Mf)3-b
Sampling Depth	M	B	S	B	S	M
Tide	Mid-Ebb	Mid-Ebb	Mid-Ebb	Mid-Ebb	Mid-Ebb	Mid-Ebb
Suspended Solids (SS), mg/L	14	18	19	8.8	16	16

Sample Number	14471-96	14471-97	14471-98	14471-99	14471-101	14471-103
Sample ID	CS(Mf)3-b	CS4-b	CS4-b	CS4-b	SR4-b	IS8-b
Sampling Depth	B	S	M	B	M	S
Tide	Mid-Ebb	Mid-Ebb	Mid-Ebb	Mid-Ebb	Mid-Flood	Mid-Flood
Suspended Solids (SS), mg/L	20	16	6	16	11	13

Remark: 1) < = less than

2) S = Surface, M = Middle, B = Bottom

3) This report supersedes the one dated 2011/11/23 with certificate number 14471-V1

4) The samples as received are chilled and kept in ice-box

****

This laboratory is accredited by Hong Kong Laboratory Accreditation Scheme (HOKLAS) for specific test and / or measurants and the results shown in this report have been determined in accordance with the laboratory's terms of accreditation. It may not be reproduced except with prior written approval from WELLAB LIMITED and the results relate only to the items calibrated or tested.

WELLAB 匯力
Testing & Research
Rooms 816, 1502, 1516 and 1701-2, Technology Park, 18 On Lai Street, Shatin. N.T., HK
Tel: 2898 7388 Fax: 2898 7076
Website:http://www.wellab.com.hk E-mail:wellab@wellab.com.hk

HOKLAS 083
TEST

TEST REPORT

Laboratory No.:	14471-V2
Date of Issue:	2011-12-07
Date Received:	2011-10-29
Date Tested:	2011-10-29
Date Completed:	2011-11-03
Page:	5 of 5

Results:

Sample Number	14471-105	14471-106	14471-107	14471-108	14471-109	14471-110
Sample ID	IS8-b	IS17-b	IS17-b	IS17-b	GG1-b	GG1-b
Sampling Depth	B	S	M	B	S	M
Tide	Mid-Flood	Mid-Flood	Mid-Flood	Mid-Flood	Mid-Flood	Mid-Flood
Suspended Solids (SS), mg/L	8.5	12	12	6.9	13	5.8

Sample Number	14471-111	14471-112	14471-114	14471-115	14471-116	14471-117
Sample ID	GG1-b	SR7-b	SR7-b	IS10-b	IS10-b	IS10-b
Sampling Depth	B	S	B	S	M	B
Tide	Mid-Flood	Mid-Flood	Mid-Flood	Mid-Flood	Mid-Flood	Mid-Flood
Suspended Solids (SS), mg/L	14	3.0	14	22	12	9.3

Sample Number	14471-118	14471-120	14471-121	14471-122	14471-123	14471-124
Sample ID	IS(Mf)16-b	IS(Mf)16-b	IS(Mf)11-b	IS(Mf)11-b	IS(Mf)11-b	SR5-b
Sampling Depth	S	B	S	M	B	S
Tide	Mid-Flood	Mid-Flood	Mid-Flood	Mid-Flood	Mid-Flood	Mid-Flood
Suspended Solids (SS), mg/L	15	15	4.9	14	7.8	13

Sample Number	14471-125	14471-126	14471-127	14471-128	14471-129	14471-130
Sample ID	SR5-b	SR5-b	CS(Mf)3-b	CS(Mf)3-b	CS(Mf)3-b	CS4-b
Sampling Depth	M	B	S	M	B	S
Tide	Mid-Flood	Mid-Flood	Mid-Flood	Mid-Flood	Mid-Flood	Mid-Flood
Suspended Solids (SS), mg/L	11	20	17	8.4	10	15

Sample ID	CS4-b	CS4-b
Sampling Depth	M	B
Tide	Mid-Flood	Mid-Flood
Suspended Solids (SS), mg/L	11	10

Remark: 1) < = less than

2) S = Surface, M = Middle, B = Bottom

3) This report supersedes the one dated 2011/11/23 with certificate number 14471-V1

4) The samples as received are chilled and kept in ice-box

**********END OF REPORT**********

This laboratory is accredited by Hong Kong Laboratory Accreditation Scheme (HOKLAS) for specific test and / or measurants and the results shown in this report have been determined in accordance with the laboratory's terms of accreditation. It may not be reproduced except with prior written approval from WELLAB LIMITED and the results relate only to the items calibrated or tested.

WELLAB 匯力
Testing & Research
Rooms 816, 1502, 1516 and 1701-2, Technology Park, 18 On Lai Street, Shatin. N.T., HK
Tel: 2898 7388 Fax: 2898 7076
Website:http://www.wellab.com.hk E-mail:wellab@wellab.com.hk

HOKLAS 083
TEST

TEST REPORT

APPLICANT: **Cinotech Consultants Limited**
RM 1710, Technology Park,
18 On Lai Street,
Shatin, N.T., Hong Kong

Laboratory No.:	14472-V2
Date of Issue:	2011-12-07
Date Received:	2011-10-29
Date Tested:	2011-10-29
Date Completed:	2011-11-03

ATTN: **Miss Mei Ling Tang** Page: 1 of 6

Sample Description : 124 liquid samples as received by customer said to be marine water
Project No. : MA11050
Project Name : Baseline Environmental Monitoring for Hong Kong-Zhuhai-Marco Brige Hong Kong Projects - Investigation
Sampling Date : 2011-10-29

Test Requested & Methodology:

Item	Parameters	Ref. Method	Limit of Reporting
1	Suspended Solids (SS)	APHA 17ed 2540 D	*0.5 mg/L

Remark: 1) * Limit of Reporting is reported as Detection Limit

Results:

Sample Number	14472-1	14472-2	14472-3	14472-4	14472-5	14472-6
Sample ID	SR10A-a	SR10A-a	SR10A-a	SR10B-a	SR10B-a	SR10B-a
Sampling Depth	S	M	B	S	M	B
Tide	Mid-Ebb	Mid-Ebb	Mid-Ebb	Mid-Ebb	Mid-Ebb	Mid-Ebb
Suspended Solids (SS), mg/L	12	8.7	8.4	12	14	8.9

Sample Number	14472-7	14472-8	14472-9	14472-10	14472-11	14472-12
Sample ID	CSA-a	CSA-a	CSA-a	CS6-a	CS6-a	CS6-a
Sampling Depth	S	M	B	S	M	B
Tide	Mid-Ebb	Mid-Ebb	Mid-Ebb	Mid-Ebb	Mid-Ebb	Mid-Ebb
Suspended Solids (SS), mg/L	11	11	11	9.2	12	12

Remark: 1) < = less than
2) S = Surface, M = Middle, B = Bottom
3) This report supersedes the one dated 2011/11/23 with certificate number 14472-V1
4) The samples as received are chilled and kept in ice-box

****

PREPARED AND CHECKED BY:
For and On Behalf of **WELLAB Ltd.**

Approved Signatory: Patrick Tse
Tse Siu Kei, Patrick
Laboratory Manager

This laboratory is accredited by Hong Kong Laboratory Accreditation Scheme (HOKLAS) for specific test and / or measurants and the results shown in this report have been determined in accordance with the laboratory's terms of accreditation. It may not be reproduced except with prior written approval from WELLAB LIMITED and the results relate only to the items calibrated or tested.

WELLAB 匯力
Testing & Research
Rooms 816, 1502, 1516 and 1701-2, Technology Park, 18 On Lai Street, Shatin. N.T., HK
Tel: 2898 7388 Fax: 2898 7076
Website:http://www.wellab.com.hk E-mail:wellab@wellab.com.hk

HOKLAS 083
TEST

TEST REPORT

Laboratory No.:	14472-V2
Date of Issue:	2011-12-07
Date Received:	2011-10-29
Date Tested:	2011-10-29
Date Completed:	2011-11-03

Results:

Sample Number	14472-13	14472-15	14472-16	14472-18	14472-19	14472-20
Sample ID	SR8-a	SR8-a	SR9-a	SR9-a	IS15-a	IS15-a
Sampling Depth	S	B	S	B	S	M
Tide	Mid-Ebb	Mid-Ebb	Mid-Ebb	Mid-Ebb	Mid-Ebb	Mid-Ebb
Suspended Solids (SS), mg/L	11	10	5.6	5.5	4.9	7.1

Sample Number	14472-21	14472-22	14472-23	14472-24	14472-25	14472-26
Sample ID	IS15-a	IS13-a	IS13-a	IS13-a	IS12-a	IS12-a
Sampling Depth	B	S	M	B	S	M
Tide	Mid-Ebb	Mid-Ebb	Mid-Ebb	Mid-Ebb	Mid-Ebb	Mid-Ebb
Suspended Solids (SS), mg/L	7.8	10	17	9.8	6.6	12

Sample Number	14472-27	14472-28	14472-29	14472-30	14472-31	14472-32
Sample ID	IS12-a	IS14-a	IS14-a	IS14-a	CS(Mf)5-a	CS(Mf)5-a
Sampling Depth	B	S	M	B	S	M
Tide	Mid-Ebb	Mid-Ebb	Mid-Ebb	Mid-Ebb	Mid-Ebb	Mid-Ebb
Suspended Solids (SS), mg/L	5.8	8.8	12	17	12	7.6

Sample Number	14472-33	14472-34	14472-35	14472-36	14472-37	14472-38
Sample ID	CS(Mf)5-a	SR10A-a	SR10A-a	SR10A-a	SR10B-a	SR10B-a
Sampling Depth	B	S	M	B	S	M
Tide	Mid-Ebb	Mid-Flood	Mid-Flood	Mid-Flood	Mid-Flood	Mid-Flood
Suspended Solids (SS), mg/L	16	11	9.9	9.2	10	11

Remark: 1) < = less than

2) S = Surface, M = Middle, B = Bottom

3) This report supersedes the one dated 2011/11/23 with certificate number 14472-V1

4) The samples as received are chilled and kept in ice-box

****

This laboratory is accredited by Hong Kong Laboratory Accreditation Scheme (HOKLAS) for specific test and / or measurants and the results shown in this report have been determined in accordance with the laboratory's terms of accreditation. It may not be reproduced except with prior written approval from WELLAB LIMITED and the results relate only to the items calibrated or tested.

WELLAB 匯力
Testing & Research
Rooms 816, 1502, 1516 and 1701-2, Technology Park, 18 On Lai Street, Shatin. N.T., HK
Tel: 2898 7388 Fax: 2898 7076
Website:http://www.wellab.com.hk E-mail:wellab@wellab.com.hk

HOKLAS 083
TEST

TEST REPORT

Laboratory No.:	14472-V2
Date of Issue:	2011-12-07
Date Received:	2011-10-29
Date Tested:	2011-10-29
Date Completed:	2011-11-03

Results:

Sample Number	14472-39	14472-40	14472-41	14472-42	14472-43	14472-44
Sample ID	SR10B-a	CSA-a	CSA-a	CSA-a	CS6-a	CS6-a
Sampling Depth	B	S	M	B	S	M
Tide	Mid-Flood	Mid-Flood	Mid-Flood	Mid-Flood	Mid-Flood	Mid-Flood
Suspended Solids (SS), mg/L	9.5	9.7	14	13	12	12

Sample Number	14472-45	14472-46	14472-48	14472-49	14472-51	14472-52
Sample ID	CS6-a	SR8-a	SR8-a	SR9-a	SR9-a	IS15-a
Sampling Depth	B	S	B	S	B	S
Tide	Mid-Flood	Mid-Flood	Mid-Flood	Mid-Flood	Mid-Flood	Mid-Flood
Suspended Solids (SS), mg/L	8.4	16	5.9	6.1	6.5	7.8

Sample Number	14472-53	14472-54	14472-55	14472-56	14472-57	14472-58
Sample ID	IS15-a	IS15-a	IS13-a	IS13-a	IS13-a	IS12-a
Sampling Depth	M	B	S	M	B	S
Tide	Mid-Flood	Mid-Flood	Mid-Flood	Mid-Flood	Mid-Flood	Mid-Flood
Suspended Solids (SS), mg/L	11	6.3	5.6	5.2	8.7	8.6

Sample Number	14472-59	14472-60	14472-61	14472-62	14472-63	14472-64
Sample ID	IS12-a	IS12-a	IS14-a	IS14-a	IS14-a	CS(Mf)5-a
Sampling Depth	M	B	S	M	B	S
Tide	Mid-Flood	Mid-Flood	Mid-Flood	Mid-Flood	Mid-Flood	Mid-Flood
Suspended Solids (SS), mg/L	5.1	9.5	8.0	12	8.5	7.3

Remark: 1) < = less than

2) S = Surface, M = Middle, B = Bottom

3) This report supersedes the one dated 2011/11/23 with certificate number 14472-V1

4) The samples as received are chilled and kept in ice-box

****

This laboratory is accredited by Hong Kong Laboratory Accreditation Scheme (HOKLAS) for specific test and / or measurants and the results shown in this report have been determined in accordance with the laboratory's terms of accreditation. It may not be reproduced except with prior written approval from WELLAB LIMITED and the results relate only to the items calibrated or tested.

WELLAB 匯力
Testing & Research
Rooms 816, 1502, 1516 and 1701-2, Technology Park, 18 On Lai Street, Shatin. N.T., HK
Tel: 2898 7388 Fax: 2898 7076
Website:http://www.wellab.com.hk E-mail:wellab@wellab.com.hk

HKLAS 083
TEST

TEST REPORT

Laboratory No.:	14472-V2
Date of Issue:	2011-12-07
Date Received:	2011-10-29
Date Tested:	2011-10-29
Date Completed:	2011-11-03

Results:

Sample Number	14472-65	14472-66	14472-67	14472-68	14472-69	14472-70
Sample ID	CS(Mf)5-a	CS(Mf)5-a	SR10A-b	SR10A-b	SR10A-b	SR10B-b
Sampling Depth	M	B	S	M	B	S
Tide	Mid-Flood	Mid-Flood	Mid-Ebb	Mid-Ebb	Mid-Ebb	Mid-Ebb
Suspended Solids (SS), mg/L	6.9	13	12	8.6	8.7	11

Sample Number	14472-71	14472-72	14472-73	14472-74	14472-75	14472-76
Sample ID	SR10B-b	SR10B-b	CSA-b	CSA-b	CSA-b	CS6-b
Sampling Depth	M	B	S	M	B	S
Tide	Mid-Ebb	Mid-Ebb	Mid-Ebb	Mid-Ebb	Mid-Ebb	Mid-Ebb
Suspended Solids (SS), mg/L	15	8.8	11	11	11	9.4

Sample Number	14472-77	14472-78	14472-79	14472-81	14472-82	14472-84
Sample ID	CS6-b	CS6-b	SR8-b	SR8-b	SR9-b	SR9-b
Sampling Depth	M	B	S	B	S	B
Tide	Mid-Ebb	Mid-Ebb	Mid-Ebb	Mid-Ebb	Mid-Ebb	Mid-Ebb
Suspended Solids (SS), mg/L	13	12	11	10	5.4	5.4

Sample Number	14472-85	14472-86	14472-87	14472-88	14472-89	14472-90
Sample ID	IS15-b	IS15-b	IS15-b	IS13-b	IS13-b	IS13-b
Sampling Depth	S	M	B	S	M	B
Tide	Mid-Ebb	Mid-Ebb	Mid-Ebb	Mid-Ebb	Mid-Ebb	Mid-Ebb
Suspended Solids (SS), mg/L	4.8	7.0	7.6	11	17	9.8

Remark: 1) < = less than

2) S = Surface, M = Middle, B = Bottom

3) This report supersedes the one dated 2011/11/23 with certificate number 14472-V1

4) The samples as received are chilled and kept in ice-box

****

This laboratory is accredited by Hong Kong Laboratory Accreditation Scheme (HOKLAS) for specific test and / or measurants and the results shown in this report have been determined in accordance with the laboratory's terms of accreditation. It may not be reproduced except with prior written approval from WELLAB LIMITED and the results relate only to the items calibrated or tested.

WELLAB 匯力
Testing & Research
Rooms 816, 1502, 1516 and 1701-2, Technology Park, 18 On Lai Street, Shatin. N.T., HK
Tel: 2898 7388 Fax: 2898 7076
Website:http://www.wellab.com.hk E-mail:wellab@wellab.com.hk

HKLAS 083
TEST

TEST REPORT

Laboratory No.:	14472-V2
Date of Issue:	2011-12-07
Date Received:	2011-10-29
Date Tested:	2011-10-29
Date Completed:	2011-11-03

Results:

Sample Number	14472-91	14472-92	14472-93	14472-94	14472-95	14472-96
Sample ID	IS12-b	IS12-b	IS12-b	IS14-b	IS14-b	IS14-b
Sampling Depth	S	M	B	S	M	B
Tide	Mid-Ebb	Mid-Ebb	Mid-Ebb	Mid-Ebb	Mid-Ebb	Mid-Ebb
Suspended Solids (SS), mg/L	6.8	12	5.8	8.5	13	17

Sample Number	14472-97	14472-98	14472-99	14472-100	14472-101	14472-102
Sample ID	CS(Mf)5-b	CS(Mf)5-b	CS(Mf)5-b	SR10A-b	SR10A-b	SR10A-b
Sampling Depth	S	M	B	S	M	B
Tide	Mid-Ebb	Mid-Ebb	Mid-Ebb	Mid-Flood	Mid-Flood	Mid-Flood
Suspended Solids (SS), mg/L	12	7.7	16	11	10	9.0

Sample Number	14472-103	14472-104	14472-105	14472-106	14472-107	14472-108
Sample ID	SR10B-b	SR10B-b	SR10B-b	CSA-b	CSA-b	CSA-b
Sampling Depth	S	M	B	S	M	B
Tide	Mid-Flood	Mid-Flood	Mid-Flood	Mid-Flood	Mid-Flood	Mid-Flood
Suspended Solids (SS), mg/L	9.9	12	9.8	10	15	13

Sample Number	14472-109	14472-110	14472-111	14472-112	14472-114	14472-115
Sample ID	CS6-b	CS6-b	CS6-b	SR8-b	SR8-b	SR9-b
Sampling Depth	S	M	B	S	B	S
Tide	Mid-Flood	Mid-Flood	Mid-Flood	Mid-Flood	Mid-Flood	Mid-Flood
Suspended Solids (SS), mg/L	12	13	8.3	16	5.9	6.2

Remark: 1) < = less than

2) S = Surface, M = Middle, B = Bottom

3) This report supersedes the one dated 2011/11/23 with certificate number 14472-V1

4) The samples as received are chilled and kept in ice-box

****

This laboratory is accredited by Hong Kong Laboratory Accreditation Scheme (HOKLAS) for specific test and / or measurants and the results shown in this report have been determined in accordance with the laboratory's terms of accreditation. It may not be reproduced except with prior written approval from WELLAB LIMITED and the results relate only to the items calibrated or tested.

WELLAB 匯力
Testing & Research
Rooms 816, 1502, 1516 and 1701-2, Technology Park, 18 On Lai Street, Shatin. N.T., HK
Tel: 2898 7388 Fax: 2898 7076
Website:http://www.wellab.com.hk E-mail:wellab@wellab.com.hk

HOKLAS 083
TEST

TEST REPORT

Laboratory No.:	14472-V2
Date of Issue:	2011-12-07
Date Received:	2011-10-29
Date Tested:	2011-10-29
Date Completed:	2011-11-03

Results:

Sample Number	14472-117	14472-118	14472-119	14472-120	14472-121	14472-122
Sample ID	SR9-b	IS15-b	IS15-b	IS15-b	IS13-b	IS13-b
Sampling Depth	B	S	M	B	S	M
Tide	Mid-Flood	Mid-Flood	Mid-Flood	Mid-Flood	Mid-Flood	Mid-Flood
Suspended Solids (SS), mg/L	6.6	7.7	11	6.2	5.6	5.1

Sample Number	14472-123	14472-124	14472-125	14472-126	14472-127	14472-128
Sample ID	IS13-b	IS12-b	IS12-b	IS12-b	IS14-b	IS14-b
Sampling Depth	B	S	M	B	S	M
Tide	Mid-Flood	Mid-Flood	Mid-Flood	Mid-Flood	Mid-Flood	Mid-Flood
Suspended Solids (SS), mg/L	8.8	8.6	5.0	9.2	8.0	12

Sample Number	14472-129	14472-130	14472-131	14472-132
Sample ID	IS14-b	CS(Mf)5-b	CS(Mf)5-b	CS(Mf)5-b
Sampling Depth	B	S	M	B
Tide	Mid-Flood	Mid-Flood	Mid-Flood	Mid-Flood
Suspended Solids (SS), mg/L	8.4	7.2	6.8	13

Remark: 1) < = less than

2) S = Surface, M = Middle, B = Bottom

3) This report supersedes the one dated 2011/11/23 with certificate number 14472-V1

4) The samples as received are chilled and kept in ice-box

**********END OF REPORT**********

This laboratory is accredited by Hong Kong Laboratory Accreditation Scheme (HOKLAS) for specific test and / or measurants and the results shown in this report have been determined in accordance with the laboratory's terms of accreditation. It may not be reproduced except with prior written approval from WELLAB LIMITED and the results relate only to the items calibrated or tested.

WELLAB 匯力
Testing & Research
Rooms 816, 1502, 1516 and 1701-2, Technology Park, 18 On Lai Street, Shatin. N.T., HK
Tel: 2898 7388 Fax: 2898 7076
Website:http://www.wellab.com.hk E-mail:wellab@wellab.com.hk

HOKLAS 083
TEST

TEST REPORT

APPLICANT: **Cinotech Consultants Limited**
RM 1710, Technology Park,
18 On Lai Street,
Shatin, N.T., Hong Kong

Laboratory No.:	14490-V2
Date of Issue:	2011-12-07
Date Received:	2011-10-31
Date Tested:	2011-10-31
Date Completed:	2011-11-03

ATTN: **Miss Mei Ling Tang** Page: 1 of 4

Sample Description : 84 liquid samples as received by customer said to be marine water
Project No. : MA11050
Project Name : Baseline Environmental Monitoring for Hong Kong-Zhuhai-Marco Brige Hong Kong Projects - Investigation
Sampling Date : 2011-10-31

Test Requested & Methodology:

Item	Parameters	Ref. Method	Limit of Reporting
1	Suspended Solids (SS)	APHA 17ed 2540 D	*0.5 mg/L

Remark: 1) * Limit of Reporting is reported as Detection Limit

Results:

Sample Number	14490-1	14490-2	14490-3	14490-4	14490-5	14490-6
Sample ID	ST3-a	ST3-a	ST3-a	CS1-a	CS1-a	CS1-a
Sampling Depth	S	M	B	S	M	B
Tide	Mid-Ebb	Mid-Ebb	Mid-Ebb	Mid-Ebb	Mid-Ebb	Mid-Ebb
Suspended Solids (SS), mg/L	19	22	13	25	23	13

Sample Number	14490-8	14490-10	14490-11	14490-12	14490-13	14490-14
Sample ID	SR1-a	IS1-a	IS1-a	IS1-a	ST1-a	ST1-a
Sampling Depth	M	S	M	B	S	M
Tide	Mid-Ebb	Mid-Ebb	Mid-Ebb	Mid-Ebb	Mid-Ebb	Mid-Ebb
Suspended Solids (SS), mg/L	16	18	13	18	22	12

Remark: 1) < = less than
2) S = Surface, M = Middle, B = Bottom
3) This report supersedes the one dated 2011/11/23 with certificate number 14490-V1
4) The samples as received are chilled and kept in ice-box

****

PREPARED AND CHECKED BY:
For and On Behalf of **WELLAB Ltd.**

Approved Signatory: Patrick
Tse Siu Kei, Patrick
Laboratory Manager

This laboratory is accredited by Hong Kong Laboratory Accreditation Scheme (HOKLAS) for specific test and / or measurants and the results shown in this report have been determined in accordance with the laboratory's terms of accreditation. It may not be reproduced except with prior written approval from WELLAB LIMITED and the results relate only to the items calibrated or tested.

WELLAB 匯力
Testing & Research
Rooms 816, 1502, 1516 and 1701-2, Technology Park, 18 On Lai Street, Shatin. N.T., HK
Tel: 2898 7388 Fax: 2898 7076
Website:http://www.wellab.com.hk E-mail:wellab@wellab.com.hk

HOKLAS 083
TEST

TEST REPORT

Laboratory No.:	14490-V2
Date of Issue:	2011-12-07
Date Received:	2011-10-31
Date Tested:	2011-10-31
Date Completed:	2011-11-03

Results:

Sample Number	14490-15	14490-16	14490-17	14490-18	14490-19	14490-21
Sample ID	ST1-a	IS2-a	IS2-a	IS2-a	IS3-a	IS3-a
Sampling Depth	B	S	M	B	S	B
Tide	Mid-Ebb	Mid-Ebb	Mid-Ebb	Mid-Ebb	Mid-Ebb	Mid-Ebb
Suspended Solids (SS), mg/L	14	15	16	19	16	40

Sample Number	14490-23	14490-26	14490-29	14490-31	14490-32	14490-33
Sample ID	SR2-a	SR3-a	IS(Mf)20-a	ST3-a	ST3-a	ST3-a
Sampling Depth	M	M	M	S	M	B
Tide	Mid-Ebb	Mid-Ebb	Mid-Ebb	Mid-Flood	Mid-Flood	Mid-Flood
Suspended Solids (SS), mg/L	23	21	23	20	17	24

Sample Number	14490-34	14490-35	14490-36	14490-38	14490-40	14490-41
Sample ID	CS1-a	CS1-a	CS1-a	SR1-a	IS1-a	IS1-a
Sampling Depth	S	M	B	M	S	M
Tide	Mid-Flood	Mid-Flood	Mid-Flood	Mid-Flood	Mid-Flood	Mid-Flood
Suspended Solids (SS), mg/L	14	12	20	20	14	21

Sample Number	14490-42	14490-43	14490-44	14490-45	14490-46	14490-47
Sample ID	IS1-a	ST1-a	ST1-a	ST1-a	IS2-a	IS2-a
Sampling Depth	B	S	M	B	S	M
Tide	Mid-Flood	Mid-Flood	Mid-Flood	Mid-Flood	Mid-Flood	Mid-Flood
Suspended Solids (SS), mg/L	16	18	25	17	19	17

Remark: 1) < = less than

2) S = Surface, M = Middle, B = Bottom

3) This report supersedes the one dated 2011/11/23 with certificate number 14490-V1

4) The samples as received are chilled and kept in ice-box

****

This laboratory is accredited by Hong Kong Laboratory Accreditation Scheme (HOKLAS) for specific test and / or measurants and the results shown in this report have been determined in accordance with the laboratory's terms of accreditation. It may not be reproduced except with prior written approval from WELLAB LIMITED and the results relate only to the items calibrated or tested.

WELLAB 匯力
Testing & Research
Rooms 816, 1502, 1516 and 1701-2, Technology Park, 18 On Lai Street, Shatin. N.T., HK
Tel: 2898 7388 Fax: 2898 7076
Website:http://www.wellab.com.hk E-mail:wellab@wellab.com.hk

HOKLAS 083
TEST

TEST REPORT

Laboratory No.:	14490-V2
Date of Issue:	2011-12-07
Date Received:	2011-10-31
Date Tested:	2011-10-31
Date Completed:	2011-11-03

Results:

Sample Number	14490-48	14490-49	14490-51	14490-53	14490-56	14490-59
Sample ID	IS2-a	IS3-a	IS3-a	SR2-a	SR3-a	IS(Mf)20-a
Sampling Depth	B	S	B	M	M	M
Tide	Mid-Flood	Mid-Flood	Mid-Flood	Mid-Flood	Mid-Flood	Mid-Flood
Suspended Solids (SS), mg/L	22	21	15	24	21	16

Sample Number	14490-61	14490-62	14490-63	14490-64	14490-65	14490-66
Sample ID	ST3-b	ST3-b	ST3-b	CS1-b	CS1-b	CS1-b
Sampling Depth	S	M	B	S	M	B
Tide	Mid-Ebb	Mid-Ebb	Mid-Ebb	Mid-Ebb	Mid-Ebb	Mid-Ebb
Suspended Solids (SS), mg/L	19	22	14	25	23	13

Sample Number	14490-68	14490-70	14490-71	14490-72	14490-73	14490-74
Sample ID	SR1-b	IS1-b	IS1-b	IS1-b	ST1-b	ST1-b
Sampling Depth	M	S	M	B	S	M
Tide	Mid-Ebb	Mid-Ebb	Mid-Ebb	Mid-Ebb	Mid-Ebb	Mid-Ebb
Suspended Solids (SS), mg/L	17	18	12	17	22	12

Sample Number	14490-75	14490-76	14490-77	14490-78	14490-79	14490-81
Sample ID	ST1-b	IS2-b	IS2-b	IS2-b	IS3-b	IS3-b
Sampling Depth	B	S	M	B	S	B
Tide	Mid-Ebb	Mid-Ebb	Mid-Ebb	Mid-Ebb	Mid-Ebb	Mid-Ebb
Suspended Solids (SS), mg/L	14	14	16	19	16	39

Remark: 1) < = less than

2) S = Surface, M = Middle, B = Bottom

3) This report supersedes the one dated 2011/11/23 with certificate number 14490-V1

4) The samples as received are chilled and kept in ice-box

****

This laboratory is accredited by Hong Kong Laboratory Accreditation Scheme (HOKLAS) for specific test and / or measurants and the results shown in this report have been determined in accordance with the laboratory's terms of accreditation. It may not be reproduced except with prior written approval from WELLAB LIMITED and the results relate only to the items calibrated or tested.

WELLAB 滙力
Testing & Research
Rooms 816, 1502, 1516 and 1701-2, Technology Park, 18 On Lai Street, Shatin. N.T., HK
Tel: 2898 7388 Fax: 2898 7076
Website:http://www.wellab.com.hk E-mail:wellab@wellab.com.hk

HOKLAS 083
TEST

TEST REPORT

Laboratory No.:	14490-V2
Date of Issue:	2011-12-07
Date Received:	2011-10-31
Date Tested:	2011-10-31
Date Completed:	2011-11-03

Results:

Sample Number	14490-83	14490-86	14490-89	14490-91	14490-92	14490-93
Sample ID	SR2-b	SR3-b	IS(Mf)20-b	ST3-b	ST3-b	ST3-b
Sampling Depth	M	M	M	S	M	B
Tide	Mid-Ebb	Mid-Ebb	Mid-Ebb	Mid-Flood	Mid-Flood	Mid-Flood
Suspended Solids (SS), mg/L	23	21	24	20	17	24

Sample Number	14490-94	14490-95	14490-96	14490-98	14490-100	14490-101
Sample ID	CS1-b	CS1-b	CS1-b	SR1-b	IS1-b	IS1-b
Sampling Depth	S	M	B	M	S	M
Tide	Mid-Flood	Mid-Flood	Mid-Flood	Mid-Flood	Mid-Flood	Mid-Flood
Suspended Solids (SS), mg/L	14	12	21	20	14	21

Sample Number	14490-102	14490-103	14490-104	14490-105	14490-106	14490-107
Sample ID	IS1-b	ST1-b	ST1-b	ST1-b	IS2-b	IS2-b
Sampling Depth	B	S	M	B	S	M
Tide	Mid-Flood	Mid-Flood	Mid-Flood	Mid-Flood	Mid-Flood	Mid-Flood
Suspended Solids (SS), mg/L	16	18	25	17	19	18

Sample Number	14490-108	14490-109	14490-111	14490-113	14490-116	14490-119
Sample ID	IS2-b	IS3-b	IS3-b	SR2-b	SR3-b	IS(Mf)20-b
Sampling Depth	B	S	B	M	M	M
Tide	Mid-Flood	Mid-Flood	Mid-Flood	Mid-Flood	Mid-Flood	Mid-Flood
Suspended Solids (SS), mg/L	21	21	15	23	21	16

Remark: 1) < = less than

2) S = Surface, M = Middle, B = Bottom

3) This report supersedes the one dated 2011/11/23 with certificate number 14490-V1

4) The samples as received are chilled and kept in ice-box

**********END OF REPORT**********

This laboratory is accredited by Hong Kong Laboratory Accreditation Scheme (HOKLAS) for specific test and / or measurants and the results shown in this report have been determined in accordance with the laboratory's terms of accreditation. It may not be reproduced except with prior written approval from WELLAB LIMITED and the results relate only to the items calibrated or tested.

WELLAB 匯力
Testing & Research
Rooms 816, 1502, 1516 and 1701-2, Technology Park, 18 On Lai Street, Shatin. N.T., HK
Tel: 2898 7388 Fax: 2898 7076
Website:http://www.wellab.com.hk E-mail:wellab@wellab.com.hk

HOKLAS 083
TEST

TEST REPORT

APPLICANT: **Cinotech Consultants Limited**
RM 1710, Technology Park,
18 On Lai Street,
Shatin, N.T., Hong Kong

Laboratory No.:	14491-V2
Date of Issue:	2011-12-07
Date Received:	2011-10-31
Date Tested:	2011-10-31
Date Completed:	2011-11-03

ATTN: **Miss Mei Ling Tang** Page: 1 of 4

Sample Description : 76 liquid samples as received by customer said to be marine water
Project No. : MA11050
Project Name : Baseline Environmental Monitoring for Hong Kong-Zhuhai-Marco Brige Hong Kong Projects - Investigation
Sampling Date : 2011-10-31

Test Requested & Methodology:

Item	Parameters	Ref. Method	Limit of Reporting
1	Suspended Solids (SS)	APHA 17ed 2540 D	*0.5 mg/L

Remark: 1) * Limit of Reporting is reported as Detection Limit

Results:

Sample Number	14491-1	14491-3	14491-4	14491-5	14491-6	14491-7
Sample ID	SR6-a	SR6-a	ST2-a	ST2-a	ST2-a	CS2-a
Sampling Depth	S	B	S	M	B	S
Tide	Mid-Ebb	Mid-Ebb	Mid-Ebb	Mid-Ebb	Mid-Ebb	Mid-Ebb
Suspended Solids (SS), mg/L	8.2	8.8	7.1	10	8.0	18

Sample Number	14491-8	14491-9	14491-10	14491-11	14491-12	14491-13
Sample ID	CS2-a	CS2-a	IS4-a	IS4-a	IS4-a	IS5-a
Sampling Depth	M	B	S	M	B	S
Tide	Mid-Ebb	Mid-Ebb	Mid-Ebb	Mid-Ebb	Mid-Ebb	Mid-Ebb
Suspended Solids (SS), mg/L	17	16	11	15	10	11

Remark: 1) < = less than
2) S = Surface, M = Middle, B = Bottom
3) This report supersedes the one dated 2011/11/23 with certificate number 14491-V1
4) The samples as received are chilled and kept in ice-box

****

PREPARED AND CHECKED BY:
For and On Behalf of **WELLAB Ltd.**

Approved Signatory: _____
Tse Siu Kei, Patrick
Laboratory Manager

This laboratory is accredited by Hong Kong Laboratory Accreditation Scheme (HOKLAS) for specific test and / or measurants and the results shown in this report have been determined in accordance with the laboratory's terms of accreditation. It may not be reproduced except with prior written approval from WELLAB LIMITED and the results relate only to the items calibrated or tested.

WELLAB 匯力
Testing & Research
Rooms 816, 1502, 1516 and 1701-2, Technology Park, 18 On Lai Street, Shatin, N.T., HK
Tel: 2898 7388 Fax: 2898 7076
Website:http://www.wellab.com.hk E-mail:wellab@wellab.com.hk

HOKLAS 083
TEST

TEST REPORT

Laboratory No.:	14491-V2
Date of Issue:	2011-12-07
Date Received:	2011-10-31
Date Tested:	2011-10-31
Date Completed:	2011-11-03

Results:

Sample Number	14491-14	14491-15	14491-16	14491-18	14491-19	14491-21
Sample ID	IS5-a	IS5-a	IS(Mf)6-a	IS(Mf)6-a	IS7-a	IS7-a
Sampling Depth	M	B	S	B	S	B
Tide	Mid-Ebb	Mid-Ebb	Mid-Ebb	Mid-Ebb	Mid-Ebb	Mid-Ebb
Suspended Solids (SS), mg/L	11	15	13	16	21	21

Sample Number	14491-22	14491-24	14491-25	14491-27	14491-28	14491-29
Sample ID	IS(Mf)9-a	IS(Mf)9-a	SR6-a	SR6-a	ST2-a	ST2-a
Sampling Depth	S	B	S	B	S	M
Tide	Mid-Ebb	Mid-Ebb	Mid-Flood	Mid-Flood	Mid-Flood	Mid-Flood
Suspended Solids (SS), mg/L	15	15	13	12	12	11

Sample Number	14491-30	14491-31	14491-32	14491-33	14491-34	14491-35
Sample ID	ST2-a	CS2-a	CS2-a	CS2-a	IS4-a	IS4-a
Sampling Depth	B	S	M	B	S	M
Tide	Mid-Flood	Mid-Flood	Mid-Flood	Mid-Flood	Mid-Flood	Mid-Flood
Suspended Solids (SS), mg/L	13	8.9	18	16	14	13

Sample Number	14491-36	14491-37	14491-38	14491-39	14491-41	14491-44
Sample ID	IS4-a	IS5-a	IS5-a	IS5-a	IS(Mf)6-a	IS7-a
Sampling Depth	B	S	M	B	M	M
Tide	Mid-Flood	Mid-Flood	Mid-Flood	Mid-Flood	Mid-Flood	Mid-Flood
Suspended Solids (SS), mg/L	16	28	22	21	35	34

Remark: 1) < = less than

2) S = Surface, M = Middle, B = Bottom

3) This report supersedes the one dated 2011/11/23 with certificate number 14491-V1

4) The samples as received are chilled and kept in ice-box

****

This laboratory is accredited by Hong Kong Laboratory Accreditation Scheme (HOKLAS) for specific test and / or measurants and the results shown in this report have been determined in accordance with the laboratory's terms of accreditation. It may not be reproduced except with prior written approval from WELLAB LIMITED and the results relate only to the items calibrated or tested.

WELLAB 匯力
Testing & Research
Rooms 816, 1502, 1516 and 1701-2, Technology Park, 18 On Lai Street, Shatin. N.T., HK
Tel: 2898 7388 Fax: 2898 7076
Website:http://www.wellab.com.hk E-mail:wellab@wellab.com.hk

HOKLAS 083
TEST

TEST REPORT

Laboratory No.:	14491-V2
Date of Issue:	2011-12-07
Date Received:	2011-10-31
Date Tested:	2011-10-31
Date Completed:	2011-11-03

Results:

Sample Number	14491-46	14491-48	14491-49	14491-51	14491-52	14491-53
Sample ID	IS(Mf)9-a	IS(Mf)9-a	SR6-b	SR6-b	ST2-b	ST2-b
Sampling Depth	S	B	S	B	S	M
Tide	Mid-Flood	Mid-Flood	Mid-Ebb	Mid-Ebb	Mid-Ebb	Mid-Ebb
Suspended Solids (SS), mg/L	30	22	8.3	8.8	7.0	11

Sample Number	14491-54	14491-55	14491-56	14491-57	14491-58	14491-59
Sample ID	ST2-b	CS2-b	CS2-b	CS2-b	IS4-b	IS4-b
Sampling Depth	B	S	M	B	S	M
Tide	Mid-Ebb	Mid-Ebb	Mid-Ebb	Mid-Ebb	Mid-Ebb	Mid-Ebb
Suspended Solids (SS), mg/L	8.0	18	18	15	11	15

Sample Number	14491-60	14491-61	14491-62	14491-63	14491-64	14491-66
Sample ID	IS4-b	IS5-b	IS5-b	IS5-b	IS(Mf)6-b	IS(Mf)6-b
Sampling Depth	B	S	M	B	S	B
Tide	Mid-Ebb	Mid-Ebb	Mid-Ebb	Mid-Ebb	Mid-Ebb	Mid-Ebb
Suspended Solids (SS), mg/L	10	10	11	15	13	17

Sample Number	14491-67	14491-69	14491-70	14491-72	14491-73	14491-75
Sample ID	IS7-b	IS7-b	IS(Mf)9-b	IS(Mf)9-b	SR6-b	SR6-b
Sampling Depth	S	B	S	B	S	B
Tide	Mid-Ebb	Mid-Ebb	Mid-Ebb	Mid-Ebb	Mid-Flood	Mid-Flood
Suspended Solids (SS), mg/L	21	21	15	15	13	13

Remark: 1) < = less than

2) S = Surface, M = Middle, B = Bottom

3) This report supersedes the one dated 2011/11/23 with certificate number 14491-V1

4) The samples as received are chilled and kept in ice-box

****

This laboratory is accredited by Hong Kong Laboratory Accreditation Scheme (HOKLAS) for specific test and / or measurants and the results shown in this report have been determined in accordance with the laboratory's terms of accreditation. It may not be reproduced except with prior written approval from WELLAB LIMITED and the results relate only to the items calibrated or tested.

WELLAB 匯力
Testing & Research
Rooms 816, 1502, 1516 and 1701-2, Technology Park, 18 On Lai Street, Shatin. N.T., HK
Tel: 2898 7388 Fax: 2898 7076
Website:http://www.wellab.com.hk E-mail:wellab@wellab.com.hk

HOKLAS 083
TEST

TEST REPORT

Laboratory No.:	14491-V2
Date of Issue:	2011-12-07
Date Received:	2011-10-31
Date Tested:	2011-10-31
Date Completed:	2011-11-03

Results:

Sample Number	14491-76	14491-77	14491-78	14491-79	14491-80	14491-81
Sample ID	ST2-b	ST2-b	ST2-b	CS2-b	CS2-b	CS2-b
Sampling Depth	S	M	B	S	M	B
Tide	Mid-Flood	Mid-Flood	Mid-Flood	Mid-Flood	Mid-Flood	Mid-Flood
Suspended Solids (SS), mg/L	11	11	13	8.9	18	16

Sample Number	14491-82	14491-83	14491-84	14491-85	14491-86	14491-87
Sample ID	IS4-b	IS4-b	IS4-b	IS5-b	IS5-b	IS5-b
Sampling Depth	S	M	B	S	M	B
Tide	Mid-Flood	Mid-Flood	Mid-Flood	Mid-Flood	Mid-Flood	Mid-Flood
Suspended Solids (SS), mg/L	15	14	16	28	21	22

Sample Number	14491-89	14491-92	14491-94	14491-96
Sample ID	IS(Mf)6-b	IS7-b	IS(Mf)9-b	IS(Mf)9-b
Sampling Depth	M	M	S	B
Tide	Mid-Flood	Mid-Flood	Mid-Flood	Mid-Flood
Suspended Solids (SS), mg/L	35	34	30	22

Remark: 1) < = less than

2) S = Surface, M = Middle, B = Bottom

3) This report supersedes the one dated 2011/11/23 with certificate number 14491-V1

4) The samples as received are chilled and kept in ice-box

**********END OF REPORT**********

This laboratory is accredited by Hong Kong Laboratory Accreditation Scheme (HOKLAS) for specific test and / or measurants and the results shown in this report have been determined in accordance with the laboratory's terms of accreditation. It may not be reproduced except with prior written approval from WELLAB LIMITED and the results relate only to the items calibrated or tested.

WELLAB 匯力
Testing & Research
Rooms 816, 1502, 1516 and 1701-2, Technology Park, 18 On Lai Street, Shatin, N.T., HK
Tel: 2898 7388 Fax: 2898 7076
Website:http://www.wellab.com.hk E-mail:wellab@wellab.com.hk

HOKLAS 083
TEST

TEST REPORT

APPLICANT: **Cinotech Consultants Limited**
RM 1710, Technology Park,
18 On Lai Street,
Shatin, N.T., Hong Kong

Laboratory No.:	14492-V2
Date of Issue:	2011-12-07
Date Received:	2011-10-31
Date Tested:	2011-10-31
Date Completed:	2011-11-03

ATTN: **Miss Mei Ling Tang** Page: 1 of 5

Sample Description : 108 liquid samples as received by customer said to be marine water
Project No. : MA11050
Project Name : Baseline Environmental Monitoring for Hong Kong-Zhuhai-Marco Brige Hong Kong Projects - Investigation
Sampling Date : 2011-10-31

Test Requested & Methodology:

Item	Parameters	Ref. Method	Limit of Reporting
1	Suspended Solids (SS)	APHA 17ed 2540 D	*0.5 mg/L

Remark: 1) * Limit of Reporting is reported as Detection Limit

Results:

Sample Number	14492-2	14492-4	14492-6	14492-7	14492-8	14492-9
Sample ID	SR4-a	IS8-a	IS8-a	IS17-a	IS17-a	IS17-a
Sampling Depth	M	S	B	S	M	B
Tide	Mid-Ebb	Mid-Ebb	Mid-Ebb	Mid-Ebb	Mid-Ebb	Mid-Ebb
Suspended Solids (SS), mg/L	20	9.9	13	12	13	11

Sample Number	14492-10	14492-11	14492-12	14492-13	14492-15	14492-16
Sample ID	GG1-a	GG1-a	GG1-a	SR7-a	SR7-a	IS10-a
Sampling Depth	S	M	B	S	B	S
Tide	Mid-Ebb	Mid-Ebb	Mid-Ebb	Mid-Ebb	Mid-Ebb	Mid-Ebb
Suspended Solids (SS), mg/L	8.6	14	15	14	28	25

Remark: 1) < = less than
2) S = Surface, M = Middle, B = Bottom
3) This report supersedes the one dated 2011/11/23 with certificate number 14492-V1
4) The samples as received are chilled and kept in ice-box

****

PREPARED AND CHECKED BY:
For and On Behalf of **WELLAB Ltd.**

Approved Signatory: _____
Tse Siu Kei, Patrick
Laboratory Manager

This laboratory is accredited by Hong Kong Laboratory Accreditation Scheme (HOKLAS) for specific test and / or measurants and the results shown in this report have been determined in accordance with the laboratory's terms of accreditation. It may not be reproduced except with prior written approval from WELLAB LIMITED and the results relate only to the items calibrated or tested.

WELLAB 匯力
Testing & Research
Rooms 816, 1502, 1516 and 1701-2, Technology Park, 18 On Lai Street, Shatin. N.T., HK
Tel: 2898 7388 Fax: 2898 7076
Website:http://www.wellab.com.hk E-mail:wellab@wellab.com.hk

HOKLAS 083
TEST

TEST REPORT

Laboratory No.:	14492-V2
Date of Issue:	2011-12-07
Date Received:	2011-10-31
Date Tested:	2011-10-31
Date Completed:	2011-11-03

Results:

Sample Number	14492-17	14492-18	14492-19	14492-21	14492-22	14492-23
Sample ID	IS10-a	IS10-a	IS(Mf)16-a	IS(Mf)16-a	IS(Mf)11-a	IS(Mf)11-a
Sampling Depth	M	B	S	B	S	M
Tide	Mid-Ebb	Mid-Ebb	Mid-Ebb	Mid-Ebb	Mid-Ebb	Mid-Ebb
Suspended Solids (SS), mg/L	21	15	11	14	16	11

Sample Number	14492-24	14492-25	14492-27	14492-28	14492-29	14492-30
Sample ID	IS(Mf)11-a	SR5-a	SR5-a	CS(Mf)3-a	CS(Mf)3-a	CS(Mf)3-a
Sampling Depth	B	S	B	S	M	B
Tide	Mid-Ebb	Mid-Ebb	Mid-Ebb	Mid-Ebb	Mid-Ebb	Mid-Ebb
Suspended Solids (SS), mg/L	16	13	11	14	14	15

Sample Number	14492-31	14492-32	14492-33	14492-34	14492-36	14492-37
Sample ID	CS4-a	CS4-a	CS4-a	SR4-a	SR4-a	IS8-a
Sampling Depth	S	M	B	S	B	S
Tide	Mid-Ebb	Mid-Ebb	Mid-Ebb	Mid-Flood	Mid-Flood	Mid-Flood
Suspended Solids (SS), mg/L	14	14	7.9	12	8.1	15

Sample Number	14492-39	14492-40	14492-41	14492-42	14492-43	14492-44
Sample ID	IS8-a	IS17-a	IS17-a	IS17-a	GG1-a	GG1-a
Sampling Depth	B	S	M	B	S	M
Tide	Mid-Flood	Mid-Flood	Mid-Flood	Mid-Flood	Mid-Flood	Mid-Flood
Suspended Solids (SS), mg/L	21	12	8.4	8.0	8.4	12

Remark: 1) < = less than

2) S = Surface, M = Middle, B = Bottom

3) This report supersedes the one dated 2011/11/23 with certificate number 14492-V1

4) The samples as received are chilled and kept in ice-box

****

This laboratory is accredited by Hong Kong Laboratory Accreditation Scheme (HOKLAS) for specific test and / or measurants and the results shown in this report have been determined in accordance with the laboratory's terms of accreditation. It may not be reproduced except with prior written approval from WELLAB LIMITED and the results relate only to the items calibrated or tested.

WELLAB 匯力
Testing & Research
Rooms 816, 1502, 1516 and 1701-2, Technology Park, 18 On Lai Street, Shatin. N.T., HK
Tel: 2898 7388 Fax: 2898 7076
Website:http://www.wellab.com.hk E-mail:wellab@wellab.com.hk

HKLAS 083
TEST

TEST REPORT

Laboratory No.:	14492-V2
Date of Issue:	2011-12-07
Date Received:	2011-10-31
Date Tested:	2011-10-31
Date Completed:	2011-11-03

Results:

Sample Number	14492-45	14492-46	14492-48	14492-49	14492-50	14492-51
Sample ID	GG1-a	SR7-a	SR7-a	IS10-a	IS10-a	IS10-a
Sampling Depth	B	S	B	S	M	B
Tide	Mid-Flood	Mid-Flood	Mid-Flood	Mid-Flood	Mid-Flood	Mid-Flood
Suspended Solids (SS), mg/L	9.7	5.9	7.4	6.8	12	12

Sample Number	14492-52	14492-54	14492-55	14492-56	14492-57	14492-58
Sample ID	IS(Mf)16-a	IS(Mf)16-a	IS(Mf)11-a	IS(Mf)11-a	IS(Mf)11-a	SR5-a
Sampling Depth	S	B	S	M	B	S
Tide	Mid-Flood	Mid-Flood	Mid-Flood	Mid-Flood	Mid-Flood	Mid-Flood
Suspended Solids (SS), mg/L	7.1	12	15	10	6.4	18

Sample Number	14492-60	14492-61	14492-62	14492-63	14492-64	14492-66
Sample ID	SR5-a	CS(Mf)3-a	CS(Mf)3-a	CS(Mf)3-a	CS4-a	CS4-a
Sampling Depth	B	S	M	B	S	B
Tide	Mid-Flood	Mid-Flood	Mid-Flood	Mid-Flood	Mid-Flood	Mid-Flood
Suspended Solids (SS), mg/L	6.5	11	13	6.4	5.6	9.2

Sample Number	14492-68	14492-70	14492-72	14492-73	14492-74	14492-75
Sample ID	SR4-b	IS8-b	IS8-b	IS17-b	IS17-b	IS17-b
Sampling Depth	M	S	B	S	M	B
Tide	Mid-Ebb	Mid-Ebb	Mid-Ebb	Mid-Ebb	Mid-Ebb	Mid-Ebb
Suspended Solids (SS), mg/L	20	9.8	13	12	14	11

Remark: 1) < = less than

2) S = Surface, M = Middle, B = Bottom

3) This report supersedes the one dated 2011/11/23 with certificate number 14492-V1

4) The samples as received are chilled and kept in ice-box

****

This laboratory is accredited by Hong Kong Laboratory Accreditation Scheme (HOKLAS) for specific test and / or measurants and the results shown in this report have been determined in accordance with the laboratory's terms of accreditation. It may not be reproduced except with prior written approval from WELLAB LIMITED and the results relate only to the items calibrated or tested.

WELLAB 匯力
Testing & Research
Rooms 816, 1502, 1516 and 1701-2, Technology Park, 18 On Lai Street, Shatin. N.T., HK
Tel: 2898 7388 Fax: 2898 7076
Website:http://www.wellab.com.hk E-mail:wellab@wellab.com.hk

HKLAS 083
TEST

TEST REPORT

Laboratory No.:	14492-V2
Date of Issue:	2011-12-07
Date Received:	2011-10-31
Date Tested:	2011-10-31
Date Completed:	2011-11-03

Results:

Sample Number	14492-76	14492-77	14492-78	14492-79	14492-81	14492-82
Sample ID	GG1-b	GG1-b	GG1-b	SR7-b	SR7-b	IS10-b
Sampling Depth	S	M	B	S	B	S
Tide	Mid-Ebb	Mid-Ebb	Mid-Ebb	Mid-Ebb	Mid-Ebb	Mid-Ebb
Suspended Solids (SS), mg/L	8.4	14	16	14	29	25

Sample Number	14492-83	14492-84	14492-85	14492-87	14492-88	14492-89
Sample ID	IS10-b	IS10-b	IS(Mf)16-b	IS(Mf)16-b	IS(Mf)11-b	IS(Mf)11-b
Sampling Depth	M	B	S	B	S	M
Tide	Mid-Ebb	Mid-Ebb	Mid-Ebb	Mid-Ebb	Mid-Ebb	Mid-Ebb
Suspended Solids (SS), mg/L	20	15	11	14	17	11

Sample Number	14492-90	14492-91	14492-93	14492-94	14492-95	14492-96
Sample ID	IS(Mf)11-b	SR5-b	SR5-b	CS(Mf)3-b	CS(Mf)3-b	CS(Mf)3-b
Sampling Depth	B	S	B	S	M	B
Tide	Mid-Ebb	Mid-Ebb	Mid-Ebb	Mid-Ebb	Mid-Ebb	Mid-Ebb
Suspended Solids (SS), mg/L	16	13	11	14	14	15

Sample Number	14492-97	14492-98	14492-99	14492-100	14492-102	14492-103
Sample ID	CS4-b	CS4-b	CS4-b	SR4-b	SR4-b	IS8-b
Sampling Depth	S	M	B	S	B	S
Tide	Mid-Ebb	Mid-Ebb	Mid-Ebb	Mid-Flood	Mid-Flood	Mid-Flood
Suspended Solids (SS), mg/L	13	15	7.6	12	8.2	15

Remark: 1) < = less than

2) S = Surface, M = Middle, B = Bottom

3) This report supersedes the one dated 2011/11/23 with certificate number 14492-V1

4) The samples as received are chilled and kept in ice-box

****

This laboratory is accredited by Hong Kong Laboratory Accreditation Scheme (HOKLAS) for specific test and / or measurants and the results shown in this report have been determined in accordance with the laboratory's terms of accreditation. It may not be reproduced except with prior written approval from WELLAB LIMITED and the results relate only to the items calibrated or tested.

WELLAB 匯力
Testing & Research
Rooms 816, 1502, 1516 and 1701-2, Technology Park, 18 On Lai Street, Shatin. N.T., HK
Tel: 2898 7388 Fax: 2898 7076
Website:http://www.wellab.com.hk E-mail:wellab@wellab.com.hk

HKLAS 083
TEST

TEST REPORT

Laboratory No.:	14492-V2
Date of Issue:	2011-12-07
Date Received:	2011-10-31
Date Tested:	2011-10-31
Date Completed:	2011-11-03

Results:

Sample Number	14492-105	14492-106	14492-107	14492-108	14492-109	14492-110
Sample ID	IS8-b	IS17-b	IS17-b	IS17-b	GG1-b	GG1-b
Sampling Depth	B	S	M	B	S	M
Tide	Mid-Flood	Mid-Flood	Mid-Flood	Mid-Flood	Mid-Flood	Mid-Flood
Suspended Solids (SS), mg/L	22	12	8.5	7.9	8.5	12

Sample Number	14492-111	14492-112	14492-114	14492-115	14492-116	14492-117
Sample ID	GG1-b	SR7-b	SR7-b	IS10-b	IS10-b	IS10-b
Sampling Depth	B	S	B	S	M	B
Tide	Mid-Flood	Mid-Flood	Mid-Flood	Mid-Flood	Mid-Flood	Mid-Flood
Suspended Solids (SS), mg/L	9.9	6.0	7.5	6.9	11	12

Sample Number	14492-118	14492-120	14492-121	14492-122	14492-123	14492-124
Sample ID	IS(Mf)16-b	IS(Mf)16-b	IS(Mf)11-b	IS(Mf)11-b	IS(Mf)11-b	SR5-b
Sampling Depth	S	B	S	M	B	S
Tide	Mid-Flood	Mid-Flood	Mid-Flood	Mid-Flood	Mid-Flood	Mid-Flood
Suspended Solids (SS), mg/L	7.2	12	14	10	6.3	18

Sample Number	14492-126	14492-127	14492-128	14492-129	14492-130	14492-132
Sample ID	SR5-b	CS(Mf)3-b	CS(Mf)3-b	CS(Mf)3-b	CS4-b	CS4-b
Sampling Depth	B	S	M	B	S	B
Tide	Mid-Flood	Mid-Flood	Mid-Flood	Mid-Flood	Mid-Flood	Mid-Flood
Suspended Solids (SS), mg/L	6.5	10	13	6.3	5.5	9.3

Remark: 1) < = less than

2) S = Surface, M = Middle, B = Bottom

3) This report supersedes the one dated 2011/11/23 with certificate number 14492-V1

4) The samples as received are chilled and kept in ice-box

**********END OF REPORT**********

This laboratory is accredited by Hong Kong Laboratory Accreditation Scheme (HOKLAS) for specific test and / or measurants and the results shown in this report have been determined in accordance with the laboratory's terms of accreditation. It may not be reproduced except with prior written approval from WELLAB LIMITED and the results relate only to the items calibrated or tested.

WELLAB 匯力
Testing & Research
Rooms 816, 1502, 1516 and 1701-2, Technology Park, 18 On Lai Street, Shatin. N.T., HK
Tel: 2898 7388 Fax: 2898 7076
Website:http://www.wellab.com.hk E-mail:wellab@wellab.com.hk

HKLAS 083
TEST

TEST REPORT

APPLICANT: **Cinotech Consultants Limited**
RM 1710, Technology Park,
18 On Lai Street,
Shatin, N.T., Hong Kong

Laboratory No.:	14493-V2
Date of Issue:	2011-12-07
Date Received:	2011-10-31
Date Tested:	2011-10-31
Date Completed:	2011-11-03

ATTN: **Miss Mei Ling Tang** Page: 1 of 6

Sample Description : 124 liquid samples as received by customer said to be marine water
Project No. : MA11050
Project Name : Baseline Environmental Monitoring for Hong Kong-Zhuhai-Marco Brige Hong Kong Projects - Investigation
Sampling Date : 2011-10-31

Test Requested & Methodology:

Item	Parameters	Ref. Method	Limit of Reporting
1	Suspended Solids (SS)	APHA 17ed 2540 D	*0.5 mg/L

Remark: 1) * Limit of Reporting is reported as Detection Limit

Results:

Sample Number	14493-1	14493-2	14493-3	14493-4	14493-5	14493-6
Sample ID	SR10A-a	SR10A-a	SR10A-a	SR10B-a	SR10B-a	SR10B-a
Sampling Depth	S	M	B	S	M	B
Tide	Mid-Ebb	Mid-Ebb	Mid-Ebb	Mid-Ebb	Mid-Ebb	Mid-Ebb
Suspended Solids (SS), mg/L	15	18	10	16	29	14

Sample Number	14493-7	14493-8	14493-9	14493-10	14493-11	14493-12
Sample ID	CSA-a	CSA-a	CSA-a	CS6-a	CS6-a	CS6-a
Sampling Depth	S	M	B	S	M	B
Tide	Mid-Ebb	Mid-Ebb	Mid-Ebb	Mid-Ebb	Mid-Ebb	Mid-Ebb
Suspended Solids (SS), mg/L	11	22	18	13	13	19

Remark: 1) < = less than
2) S = Surface, M = Middle, B = Bottom
3) This report supersedes the one dated 2011/11/23 with certificate number 14493-V1
4) The samples as received are chilled and kept in ice-box

****

PREPARED AND CHECKED BY:
For and On Behalf of **WELLAB Ltd.**

Approved Signatory: _____
Tse Siu Kei, Patrick
Laboratory Manager

This laboratory is accredited by Hong Kong Laboratory Accreditation Scheme (HOKLAS) for specific test and / or measurants and the results shown in this report have been determined in accordance with the laboratory's terms of accreditation. It may not be reproduced except with prior written approval from WELLAB LIMITED and the results relate only to the items calibrated or tested.

WELLAB 匯力
Testing & Research
Rooms 816, 1502, 1516 and 1701-2, Technology Park, 18 On Lai Street, Shatin, N.T., HK
Tel: 2898 7388 Fax: 2898 7076
Website:http://www.wellab.com.hk E-mail:wellab@wellab.com.hk

HOKLAS 083
TEST

TEST REPORT

Laboratory No.:	14493-V2
Date of Issue:	2011-12-07
Date Received:	2011-10-31
Date Tested:	2011-10-31
Date Completed:	2011-11-03

Results:

Sample Number	14493-13	14493-15	14493-16	14493-18	14493-19	14493-20
Sample ID	SR8-a	SR8-a	SR9-a	SR9-a	IS15-a	IS15-a
Sampling Depth	S	B	S	B	S	M
Tide	Mid-Ebb	Mid-Ebb	Mid-Ebb	Mid-Ebb	Mid-Ebb	Mid-Ebb
Suspended Solids (SS), mg/L	17	13	17	15	17	25

Sample Number	14493-21	14493-22	14493-23	14493-24	14493-25	14493-26
Sample ID	IS15-a	IS13-a	IS13-a	IS13-a	IS12-a	IS12-a
Sampling Depth	B	S	M	B	S	M
Tide	Mid-Ebb	Mid-Ebb	Mid-Ebb	Mid-Ebb	Mid-Ebb	Mid-Ebb
Suspended Solids (SS), mg/L	17	14	6.3	7.3	9.7	10

Sample Number	14493-27	14493-28	14493-29	14493-30	14493-31	14493-32
Sample ID	IS12-a	IS14-a	IS14-a	IS14-a	CS(Mf)5-a	CS(Mf)5-a
Sampling Depth	B	S	M	B	S	M
Tide	Mid-Ebb	Mid-Ebb	Mid-Ebb	Mid-Ebb	Mid-Ebb	Mid-Ebb
Suspended Solids (SS), mg/L	8.8	11	12	18	7.2	11

Sample Number	14493-33	14493-34	14493-35	14493-36	14493-37	14493-38
Sample ID	CS(Mf)5-a	SR10A-a	SR10A-a	SR10A-a	SR10B-a	SR10B-a
Sampling Depth	B	S	M	B	S	M
Tide	Mid-Ebb	Mid-Flood	Mid-Flood	Mid-Flood	Mid-Flood	Mid-Flood
Suspended Solids (SS), mg/L	13	12	11	7.6	10	8.8

Remark: 1) < = less than

2) S = Surface, M = Middle, B = Bottom

3) This report supersedes the one dated 2011/11/23 with certificate number 14493-V1

4) The samples as received are chilled and kept in ice-box

****

This laboratory is accredited by Hong Kong Laboratory Accreditation Scheme (HOKLAS) for specific test and / or measurants and the results shown in this report have been determined in accordance with the laboratory's terms of accreditation. It may not be reproduced except with prior written approval from WELLAB LIMITED and the results relate only to the items calibrated or tested.

WELLAB 匯力
Testing & Research
Rooms 816, 1502, 1516 and 1701-2, Technology Park, 18 On Lai Street, Shatin. N.T., HK
Tel: 2898 7388 Fax: 2898 7076
Website:http://www.wellab.com.hk E-mail:wellab@wellab.com.hk

HOKLAS 083
TEST

TEST REPORT

Laboratory No.:	14493-V2
Date of Issue:	2011-12-07
Date Received:	2011-10-31
Date Tested:	2011-10-31
Date Completed:	2011-11-03

Results:

Sample Number	14493-39	14493-40	14493-41	14493-42	14493-43	14493-44
Sample ID	SR10B-a	CSA-a	CSA-a	CSA-a	CS6-a	CS6-a
Sampling Depth	B	S	M	B	S	M
Tide	Mid-Flood	Mid-Flood	Mid-Flood	Mid-Flood	Mid-Flood	Mid-Flood
Suspended Solids (SS), mg/L	11	16	15	20	18	24

Sample Number	14493-45	14493-46	14493-48	14493-49	14493-51	14493-52
Sample ID	CS6-a	SR8-a	SR8-a	SR9-a	SR9-a	IS15-a
Sampling Depth	B	S	B	S	B	S
Tide	Mid-Flood	Mid-Flood	Mid-Flood	Mid-Flood	Mid-Flood	Mid-Flood
Suspended Solids (SS), mg/L	24	22	14	14	18	26

Sample Number	14493-53	14493-54	14493-55	14493-56	14493-57	14493-58
Sample ID	IS15-a	IS15-a	IS13-a	IS13-a	IS13-a	IS12-a
Sampling Depth	M	B	S	M	B	S
Tide	Mid-Flood	Mid-Flood	Mid-Flood	Mid-Flood	Mid-Flood	Mid-Flood
Suspended Solids (SS), mg/L	14	15	13	17	9.6	15

Sample Number	14493-59	14493-60	14493-61	14493-62	14493-63	14493-64
Sample ID	IS12-a	IS12-a	IS14-a	IS14-a	IS14-a	CS(Mf)5-a
Sampling Depth	M	B	S	M	B	S
Tide	Mid-Flood	Mid-Flood	Mid-Flood	Mid-Flood	Mid-Flood	Mid-Flood
Suspended Solids (SS), mg/L	28	16	13	18	15	22

Remark: 1) < = less than

2) S = Surface, M = Middle, B = Bottom

3) This report supersedes the one dated 2011/11/23 with certificate number 14493-V1

4) The samples as received are chilled and kept in ice-box

****

This laboratory is accredited by Hong Kong Laboratory Accreditation Scheme (HOKLAS) for specific test and / or measurants and the results shown in this report have been determined in accordance with the laboratory's terms of accreditation. It may not be reproduced except with prior written approval from WELLAB LIMITED and the results relate only to the items calibrated or tested.

WELLAB 匯力
Testing & Research
Rooms 816, 1502, 1516 and 1701-2, Technology Park, 18 On Lai Street, Shatin. N.T., HK
Tel: 2898 7388 Fax: 2898 7076
Website:http://www.wellab.com.hk E-mail:wellab@wellab.com.hk

HOKLAS 083
TEST

TEST REPORT

Laboratory No.:	14493-V2
Date of Issue:	2011-12-07
Date Received:	2011-10-31
Date Tested:	2011-10-31
Date Completed:	2011-11-03

Results:

Sample Number	14493-65	14493-66	14493-67	14493-68	14493-69	14493-70
Sample ID	CS(Mf)5-a	CS(Mf)5-a	SR10A-b	SR10A-b	SR10A-b	SR10B-b
Sampling Depth	M	B	S	M	B	S
Tide	Mid-Flood	Mid-Flood	Mid-Ebb	Mid-Ebb	Mid-Ebb	Mid-Ebb
Suspended Solids (SS), mg/L	37	45	16	18	10	17

Sample Number	14493-71	14493-72	14493-73	14493-74	14493-75	14493-76
Sample ID	SR10B-b	SR10B-b	CSA-b	CSA-b	CSA-b	CS6-b
Sampling Depth	M	B	S	M	B	S
Tide	Mid-Ebb	Mid-Ebb	Mid-Ebb	Mid-Ebb	Mid-Ebb	Mid-Ebb
Suspended Solids (SS), mg/L	30	14	11	22	17	13

Sample Number	14493-77	14493-78	14493-79	14493-81	14493-82	14493-84
Sample ID	CS6-b	CS6-b	SR8-b	SR8-b	SR9-b	SR9-b
Sampling Depth	M	B	S	B	S	B
Tide	Mid-Ebb	Mid-Ebb	Mid-Ebb	Mid-Ebb	Mid-Ebb	Mid-Ebb
Suspended Solids (SS), mg/L	13	19	17	13	16	15

Sample Number	14493-85	14493-86	14493-87	14493-88	14493-89	14493-90
Sample ID	IS15-b	IS15-b	IS15-b	IS13-b	IS13-b	IS13-b
Sampling Depth	S	M	B	S	M	B
Tide	Mid-Ebb	Mid-Ebb	Mid-Ebb	Mid-Ebb	Mid-Ebb	Mid-Ebb
Suspended Solids (SS), mg/L	17	24	18	14	6.2	7.2

Remark: 1) < = less than

2) S = Surface, M = Middle, B = Bottom

3) This report supersedes the one dated 2011/11/23 with certificate number 14493-V1

4) The samples as received are chilled and kept in ice-box

****

This laboratory is accredited by Hong Kong Laboratory Accreditation Scheme (HOKLAS) for specific test and / or measurants and the results shown in this report have been determined in accordance with the laboratory's terms of accreditation. It may not be reproduced except with prior written approval from WELLAB LIMITED and the results relate only to the items calibrated or tested.

WELLAB 匯力
Testing & Research
Rooms 816, 1502, 1516 and 1701-2, Technology Park, 18 On Lai Street, Shatin. N.T., HK
Tel: 2898 7388 Fax: 2898 7076
Website:http://www.wellab.com.hk E-mail:wellab@wellab.com.hk

HOKLAS 083
TEST

TEST REPORT

Laboratory No.:	14493-V2
Date of Issue:	2011-12-07
Date Received:	2011-10-31
Date Tested:	2011-10-31
Date Completed:	2011-11-03

Results:

Sample Number	14493-91	14493-92	14493-93	14493-94	14493-95	14493-96
Sample ID	IS12-b	IS12-b	IS12-b	IS14-b	IS14-b	IS14-b
Sampling Depth	S	M	B	S	M	B
Tide	Mid-Ebb	Mid-Ebb	Mid-Ebb	Mid-Ebb	Mid-Ebb	Mid-Ebb
Suspended Solids (SS), mg/L	9.7	10	8.5	11	13	18

Sample Number	14493-97	14493-98	14493-99	14493-100	14493-101	14493-102
Sample ID	CS(Mf)5-b	CS(Mf)5-b	CS(Mf)5-b	SR10A-b	SR10A-b	SR10A-b
Sampling Depth	S	M	B	S	M	B
Tide	Mid-Ebb	Mid-Ebb	Mid-Ebb	Mid-Flood	Mid-Flood	Mid-Flood
Suspended Solids (SS), mg/L	7.2	11	13	12	11	7.5

Sample Number	14493-103	14493-104	14493-105	14493-106	14493-107	14493-108
Sample ID	SR10B-b	SR10B-b	SR10B-b	CSA-b	CSA-b	CSA-b
Sampling Depth	S	M	B	S	M	B
Tide	Mid-Flood	Mid-Flood	Mid-Flood	Mid-Flood	Mid-Flood	Mid-Flood
Suspended Solids (SS), mg/L	10	9.0	12	16	15	20

Sample Number	14493-109	14493-110	14493-111	14493-112	14493-114	14493-115
Sample ID	CS6-b	CS6-b	CS6-b	SR8-b	SR8-b	SR9-b
Sampling Depth	S	M	B	S	B	S
Tide	Mid-Flood	Mid-Flood	Mid-Flood	Mid-Flood	Mid-Flood	Mid-Flood
Suspended Solids (SS), mg/L	18	24	24	22	14	14

Remark: 1) < = less than

2) S = Surface, M = Middle, B = Bottom

3) This report supersedes the one dated 2011/11/23 with certificate number 14493-V1

4) The samples as received are chilled and kept in ice-box

****

This laboratory is accredited by Hong Kong Laboratory Accreditation Scheme (HOKLAS) for specific test and / or measurants and the results shown in this report have been determined in accordance with the laboratory's terms of accreditation. It may not be reproduced except with prior written approval from WELLAB LIMITED and the results relate only to the items calibrated or tested.

WELLAB 匯力
Testing & Research
Rooms 816, 1502, 1516 and 1701-2, Technology Park, 18 On Lai Street, Shatin. N.T., HK
Tel: 2898 7388 Fax: 2898 7076
Website:http://www.wellab.com.hk E-mail:wellab@wellab.com.hk

HOKLAS 083
TEST

TEST REPORT

Laboratory No.:	14493-V2
Date of Issue:	2011-12-07
Date Received:	2011-10-31
Date Tested:	2011-10-31
Date Completed:	2011-11-03

Results:

Sample Number	14493-117	14493-118	14493-119	14493-120	14493-121	14493-122
Sample ID	SR9-b	IS15-b	IS15-b	IS15-b	IS13-b	IS13-b
Sampling Depth	B	S	M	B	S	M
Tide	Mid-Flood	Mid-Flood	Mid-Flood	Mid-Flood	Mid-Flood	Mid-Flood
Suspended Solids (SS), mg/L	18	26	14	16	13	17

Sample Number	14493-123	14493-124	14493-125	14493-126	14493-127	14493-128
Sample ID	IS13-b	IS12-b	IS12-b	IS12-b	IS14-b	IS14-b
Sampling Depth	B	S	M	B	S	M
Tide	Mid-Flood	Mid-Flood	Mid-Flood	Mid-Flood	Mid-Flood	Mid-Flood
Suspended Solids (SS), mg/L	9.5	15	27	16	13	18

Sample Number	14493-129	14493-130	14493-131	14493-132
Sample ID	IS14-b	CS(Mf)5-b	CS(Mf)5-b	CS(Mf)5-b
Sampling Depth	B	S	M	B
Tide	Mid-Flood	Mid-Flood	Mid-Flood	Mid-Flood
Suspended Solids (SS), mg/L	15	23	37	46

Remark: 1) < = less than

2) S = Surface, M = Middle, B = Bottom

3) This report supersedes the one dated 2011/11/23 with certificate number 14493-V1

4) The samples as received are chilled and kept in ice-box

**********END OF REPORT**********

This laboratory is accredited by Hong Kong Laboratory Accreditation Scheme (HOKLAS) for specific test and / or measurants and the results shown in this report have been determined in accordance with the laboratory's terms of accreditation. It may not be reproduced except with prior written approval from WELLAB LIMITED and the results relate only to the items calibrated or tested.

Annex D

Baseline Dolphin Monitoring Report prepared by Chinese White Dolphin (CWD) Service Contract HY/11/02

Contract No. HY/2011/02
Baseline Chinese White Dolphin Monitoring for Hong Kong-Zhuhai-Macao Bridge Hong Kong Projects

Draft Final Report on Baseline Monitoring (September - November 2011)
submitted to the
Hong Kong-Zhuhai-Macao Bridge Hong Kong Project Management Office,
Highways Department


NL24 with newborn calf © HKCRP

Submitted by
Samuel K.Y. Hung, Ph.D.
Hong Kong Cetacean Research Project

15 November 2011

TABLE OF CONTENT

1. Introduction ……..……..... 3

2. Objectives and Methodology ……. 3
   - 2.1. Objectives of the Present Study
   - 2.2. Line-transect Vessel Surveys
   - 2.3. Photo-identification
   - 2.4. Data Analyses
     - 2.4.1. Distribution pattern analysis
     - 2.4.2. Encounter rate analysis
     - 2.4.3. Quantitative grid analysis on habitat use
     - 2.4.4. Behavioural analysis
     - 2.4.5. Ranging pattern analysis

3. Results and Discussions ……. 8
   - 3.1. Summary of survey effort and dolphin sightings
   - 3.2. Distribution
   - 3.3. Encounter rate
   - 3.4. Group size
   - 3.5. Habitat use
   - 3.6. Mother-calf pairs
   - 3.7. Activities and associations with fishing boats
   - 3.8. Photo-identification work and individual range use

4. Literature Cited ..…….…….…….…… 13

Table 1 …..…….……..... 14

Figures 1-10 …...…….……..... 16

APPENDICES I-IV ……..…….…... 26

1. INTRODUCTION

In 2009, the Hong Kong-Zhuhai-Macao Bridge (HZMB) received official approval to be built by the Governments of the Hong Kong Special Administrative Region, Guangdong Province and the Macao Special Administrative Region. The Main Bridge will be jointly funded by all three Governments. Each Government will be responsible for constructing its own boundary crossing facility and link road to connect to the Main Bridge. In Hong Kong, there are three projects associated with the HZMB construction, namely the Hong Kong Link Road (HKLR) Project, the Hong Kong Boundary Crossing Facilities (HKBCF) Project, and the Tuen Mun-Chek Lap Kok Link (TM-CLKL) Project. According to the EM&A Manuals and EPs of the HZMB Projects in Hong Kong (i.e. HKBCF, HKLR and TM-CLKL), baseline dolphin monitoring is required to be carried out three months prior to the commencement of the HKBCF reclamation contract.

To comply with the requirements of the EM&A Manuals and EPS of the HZMB Projects in Hong Kong, the present monitoring study aims to collect data on Chinese White Dolphins (a.k.a. Indo-Pacific humpback dolphin, *Sousa chinensis*) during the pre-construction phase (i.e. baseline dolphin monitoring) in Northeast Lantau (NEL), Northwest Lantau (NWL) and West Lantau (WL) survey areas. This report is the draft final report submitted to the Highways Department, summarizing the results of the survey findings during the entire baseline monitoring period (i.e. September to November 2011).

2. OBJECTIVES AND METHODOLOGY

2.1. Objectives of the Present Study

Several objectives were set for this baseline monitoring study of Chinese White Dolphins for the study area in North and West Lantau waters, in association with the construction works of HZMB Projects. The first objective was to assess the spatial and temporal patterns of distribution and habitat use of Chinese White Dolphins during the pre-construction phase of HZMB Projects in great details. This objective was achieved through collection of research data on dolphins by conducting line-transect vessel surveys in NWL, NEL and WL survey areas.

The second objective was to identify individual Chinese White Dolphins by their natural marks, which was achieved by taking high-quality photographs of dolphins for photo-identification analysis. Photographs of identified individuals were compiled and added to the photo-identification catalogue.

The third objective was to analyze the monitoring data from the present baseline study for better understanding of the various aspects of local dolphin population in relation to the construction works of HZMB Projects. This objective was achieved by conducting various data analyses, including distribution analysis, encounter rate analysis, behavioural analysis and quantitative grid analysis to assess the spatial and temporal patterns of distribution and habitat use of local dolphins based on systematic line-transect survey data, and ranging pattern analysis to study individual movement based on photo-identification data.

2.2. Line-transect Vessel Surveys

The survey team used standard line-transect methods (Buckland et al. 2001) to conduct regular vessel surveys, and followed the same technique of data collection that has been adopted in the last 16 years of marine mammal monitoring surveys in Hong Kong (Hung 2010, 2011; Jefferson 2000). The territorial water of Hong Kong Special Administrative Region was divided into twelve survey areas, and line-transect surveys were conducted in NWL, NEL and WL areas (see transect line layout in Figure 1).

During each vessel survey, a 15-m inboard vessel (*Standard* 31516) with an open upper deck (about 4.5 m above water surface) was used to make observations from the flying bridge area. Two experienced observers (a data recorder and a primary observer) made up the on-effort survey team, and the survey vessel transited different transect lines at a constant speed of 13-15 km per hour. The data recorder searched with unaided eyes and filled out the datasheets, while the primary observer searched for dolphins continuously through 7 x 35 *Brunton* marine binoculars. Both observers searched the sea ahead of the vessel, between 270° and 90° (in relation to the bow, which is defined as 0°). Two to three additional experienced observers were available on the boat to work in shift (i.e. rotate every 30 minutes) in order to minimize fatigue of the survey team members. All observers were experienced in small cetacean survey techniques and identifying local cetacean species. Beforehand they had participated in rigorous at-sea training program provided by the PI.

During on-effort survey periods, the survey team recorded effort data including time, position (latitude and longitude), weather conditions (Beaufort sea state and visibility), and distance traveled in each series (a continuous period of search effort) with the assistance of a handheld GPS (*Garmin eTrex Legend H*). When dolphins were sighted, the survey team would end the survey effort, and immediately recorded the initial sighting distance and angle of the dolphin group from the survey vessel, as well as the sighting time and position. Then the research vessel was diverted from its course to approach the animals for species identification, group size estimation, assessment of group composition, and behavioural observations. The perpendicular distance (PSD) of the dolphin group to the transect line was later calculated from the initial sighting distance and angle. The line-transect data collected during the present study were compatible with the long-term databases maintained by Hong Kong Cetacean Research Project (HKCRP) in a way that it can be analyzed by established computer programmes (e.g. all recent versions of DISTANCE programme including version 6.0, ArcView© GIS programme) for examination of population status including trends in abundance, distribution and habitat use of Chinese White Dolphins.

2.3. Photo-identification

When a group of Chinese White Dolphins were sighted during the line-transect survey, the survey team would end effort and approach the group slowly from the side and behind to take photographs of them. Every attempt was made to photograph every dolphin in the group, and even photograph both sides of the dolphins, since the colouration and markings on both sides may not be symmetrical (Jefferson 2000). Two professional digital cameras (*Canon* EOS 7-D, 60-D models), each equipped with long telephoto lenses (100-400 mm zoom), were available on board for researchers to take sharp, close-up photographs of dolphins as they surfaced. The images were shot at the highest available resolution and stored on Compact Flash memory cards for downloading onto a computer.

All digital images taken in the field were first examined, and those containing potentially identifiable individuals were sorted out. These photographs would then be examined in greater details, and were carefully compared to over 700 identified dolphins in the PRE Chinese White Dolphin photo-identification catalogue managed by the HKCRP researchers. Chinese White Dolphins can be identified by their natural markings, such as nicks, cuts, scars and deformities on their dorsal fin and body, and their unique spotting patterns were also used as secondary identifying

features (Jefferson 2000). All photographs of each individual were then compiled and arranged in chronological order, with data including the date and location first identified (initial sighting), re-sightings, associated dolphins, distinctive features, and age classes entered into a computer database. Any new individuals were given a new identification number, and their data were also added to the catalogue, along with text descriptions including age class, gender, any nickname or unique markings.

2.4. Data Analyses

2.4.1. Distribution pattern analysis

The line-transect survey data was integrated with the Geographic Information System (GIS) in order to visualize and interpret different spatial and temporal patterns of dolphin distribution using sighting positions. Location data of dolphin groups were plotted on map layers of Hong Kong using a desktop GIS (ArcView© 3.1) to examine their distribution patterns in details. The dataset was also stratified into different subsets to examine distribution patterns of dolphin groups with different categories of group sizes, young calves and activities.

2.4.2. Encounter rate analysis

Since the line-transect survey effort was uneven among different survey areas and across different years, the encounter rates of Chinese White Dolphins (number of on-effort sightings per 100 km of survey effort) were calculated in each survey area in relation to the amount of survey effort conducted during the baseline monitoring period, which was also compared to the ones calculated from previous years of monitoring data to examine temporal trend. The encounter rate could be used as an indicator to determine areas of importance to dolphins within the study area.

2.4.3. Quantitative grid analysis on habitat use

To conduct quantitative grid analysis of habitat use, positions of on-effort sightings of Chinese White Dolphins collected during the 3-month baseline monitoring period were plotted onto 1-km^2 grids among NWL, NEL and WL survey areas on GIS. Sighting densities (number of on-effort sightings per km^2) and dolphin densities (total number of dolphins from on-effort sightings per km^2) were then calculated for each 1 km by 1 km grid with the aid of GIS. Sighting density grids and dolphin density grids were then further normalized with the amount of survey effort conducted within each grid. The total amount of survey effort spent on each grid was calculated by examining the survey coverage on each line-transect survey to determine how many times the grid was surveyed during the study period.

For example, when the survey boat traversed through a specific grid 50 times, 50 units of survey effort were counted for that grid. With the amount of survey effort calculated for each grid, the sighting density and dolphin density of each grid were then normalized (i.e. divided by the unit of survey effort).

The newly-derived unit for sighting density was termed SPSE, representing the number of on-effort **s**ightings **p**er 100 units of **s**urvey **e**ffort. In addition, the derived unit for actual dolphin density was termed DPSE, representing the number of **d**olphins **p**er 100 units of **s**urvey **e**ffort. Among the 1-km^2 grids that were partially covered by land, the percentage of sea area was calculated using GIS tools, and their SPSE and DPSE values were adjusted accordingly. The following formulae were used to estimate SPSE and DPSE in each 1-km^2 grid within the study area:

$$SPSE = ((S / E) \times 100) / SA\%$$

$$DPSE = ((D / E) \times 100) / SA\%$$

where S = total number of on-effort sightings

D = total number of dolphins from on-effort sightings

E = total number of units of survey effort

SA% = percentage of sea area

2.4.4. Behavioural analysis

When dolphins were sighted during vessel surveys, their behaviour was observed. Different activities were categorized (i.e. feeding, milling/resting, traveling, socializing) and recorded on sighting datasheets. This data was then input into a separate database with sighting information, which can be used to determine the distribution of behavioural data with a desktop GIS. Distribution of sightings of dolphins engaged in different activities and behaviours would then be plotted on GIS and carefully examined to identify important areas for different activities of the dolphins.

2.4.5. Ranging pattern analysis

Location data of individual dolphins that occurred during the 3-month baseline monitoring period were obtained from the dolphin sighting database and photo-identification catalogue. To deduce home ranges for individual dolphins using the fixed kernel methods, the program Animal Movement Analyst Extension, created by the Alaska Biological Science Centre, USGS (Hooge and Eichenlaub 1997), was loaded as an extension with ArcView© 3.1 along with another extension Spatial Analyst 2.0. Using the fixed kernel method, the program calculated kernel density estimates based on all sighting positions, and provided an active interface to display

kernel density plots. The kernel estimator then calculated and displayed the overall ranging area at 95% UD level.

3. RESULTS AND DISCUSSIONS

3.1. Summary of survey effort and dolphin sightings

From September to November 2011, a total of 14 line-transect vessel surveys were conducted in NWL, NEL and WL survey areas (Appendix I). Among these surveys, 966 km of survey effort was collected, with 95% of these effort conducted under favourable sea conditions (Beaufort 3 or below with good visibility). The high percentage of survey effort conducted under favourable sea conditions is critical to the success of the dolphin data collection programme in Hong Kong, as only such data can be used in various analyses such as the examination of encounter rates, habitat use and estimation of density and abundance. The details of the survey effort data collected during the baseline monitoring are shown in Appendix II.

During the 3-month study period, 112 groups of Chinese White Dolphins, numbering 413 individuals, were sighted from the vessel surveys (Appendix III). Among them, 91 groups were sighted during on-effort line-transect vessel surveys, while the others were sighted during off-effort search. Most sightings were made in WL (46 groups) and NWL (49 groups), comprising 84.8% of the total (Figure 1). In addition, 17 dolphin groups were also sighted in NEL throughout the 3-month study period (Figure 1).

3.2. Distribution

Dolphin sightings were unevenly distributed throughout the three survey areas of NWL, NEL and WL during the study period. In North Lantau region, concentration of these sightings were found around Lung Kwu Chau, near Black Point, Pillar Point and Shum Shui Kok, but the dolphins generally avoided the waters to the north of the Chek Lap Kok airport as well as the northern and eastern portions of NEL survey area (Figure 2). On the contrary, dolphins occurred evenly throughout the WL survey area, but slightly more sightings were made near Kai Kung Shan, Fan Lau and the offshore waters between Tai O Peninsula and Kai Kung Shan (Figure 3).

Throughout the baseline monitoring period, dolphins occurred regularly in the

vicinity of the future alignments of HKLR and TM-CLKL as well as the reclamation site of HKBCF, but not in high concentration (Figures 2-3). Their occurrence around these future construction sites in association with HZMB Projects should be continuously monitored to determine whether there will be any change in dolphin distribution and habitat use around these work areas during the construction period.

3.3. Encounter rate

To calculate encounter rates of Chinese White Dolphins, only data collected in Beaufort 0-3 conditions was included in the analysis (see Hung 2011). During the baseline monitoring period, the combined dolphin encounter rate of NWL, NEL and WL was 10.8 sightings per 100 km. This was much higher than the ones in previous years from 2008-2010, but was slightly lower than the one in 2007 recorded during AFCD marine mammal monitoring programme (Figure 4a).

Among the three survey areas, the dolphin encounter rate was the highest in WL (20.4 sightings per 100 km), which was much higher than the ones in NWL (9.3) and NEL (5.4) (Figure 4b). The prominent usage of WL during the same three-month period (September to November) was also consistent throughout the past five years (Figure 4b), providing solid evidence that this stretch of coastal waters presents the most important habitat for Chinese White Dolphins in Hong Kong. Moreover, dolphin usage among all three survey areas during this three-month period also followed similar temporal trends, with encounter rates dropping from the highest in 2007 to the lowest in 2010, but increasing to a higher level in 2011 (Figure 4b). In fact, dolphin encounter rate in NEL reached the highest in 2011 during the five-year period.

3.4. Group size

Group sizes of dolphins during the baseline monitoring period ranged from singles to 18 animals, with an overall mean of 3.7 ± 3.1 (SD) animals per group. Among the three survey areas, their mean group sizes were similar across NEL, NWL and WL survey areas (3.2-3.9 dolphins per group). Moreover, the mean dolphin group size during the 3-month study period was very similar to the one recorded during the 2010-11 AFCD monitoring period (Hung 2011).

Most dolphin groups sighted during the 3-month period tended to be small, with 48.2% of the groups composed of 1-2 animals, and 72.3% of the groups with fewer

than five animals. On the other hand, 31 groups had 5 or more animals, and only five groups had 10 or more animals. These larger aggregations of dolphins were mostly found near Sha Chau and between Lung Kwu Chau and Black Point in NWL; around the Brothers Islands in NEL; and between Tai O Peninsula and Peaked Hill in WL (Figure 5). Notably, several large dolphin groups could be found near the alignments of HKLR and TM-CLKL as well as the reclamation site of HKBCF (Figure 5). Since large dolphin aggregations in certain locations may imply rich fishery resources and good feeding opportunities for dolphins, dolphin occurrence in these important feeding habitats should be closely monitored throughout the construction period to determine whether the construction works in association with the HZMB Projects would affect the feeding opportunities of the dolphins.

3.5. Habitat use

From September to November 2011, the most heavily utilized habitats by Chinese White Dolphins included the waters around Lung Kwu Chau and Shau Chau, near Pillar Point and Black Point, and along the Urmston Road in NWL; around the Brothers Islands and near Shum Shui Kok in NEL; and around Tai O Peninsula, near Kai Kung Shan, Peaked Hill and Fan Lau in WL (Figures 6-7). These important dolphin habitats during the baseline monitoring period coincided well with the results from the previous AFCD monitoring periods (e.g. Hung 2010, 2011), further confirming the importance of these habitats to Chinese White Dolphins in Hong Kong.

Notably, several grids along the alignments of HKLR (Grids E21, F21 & G20) and TM-CLKL (Grids O14-15) as well as near the reclamation site of HKBCF (Grid P17) recorded moderate to high dolphin densities (Figures 6-7). Although the impending construction works in association with HZMB Projects are not situated at the most important dolphin habitats in Hong Kong (e.g. Lung Kwu Chau, Tai O Peninsula to Fan Lau, the Brothers Islands), these works will still be in the vicinity of these sensitive habitats, and dolphin usage should therefore be carefully monitored during the entire construction period to observe any significant changes incurred.

3.6. Mother-calf pairs

During the 3-month baseline monitoring period, a total of 14 unspotted calves (UC) and 14 unspotted juveniles (UJ) were sighted among the three survey areas. These young calves comprised 6.8% of all animals sighted. The young calves were

regularly sighted in the WL and NWL survey areas, but only twice in the NEL survey area. Concentration of these sightings with mother-calf pairs could be found near Tai O Peninsula and Black Point (Figure 8). Several sightings with mother-calf pairs were also located near the alignments of HKLR and TM-CLKL. As the young calves need to maintain close acoustic contact with their mothers in order to survive (Van Parijs and Corkeron 2001), they are more susceptible to acoustic disturbances from underwater construction activities, and their activities around the works area should be carefully monitored throughout the entire construction period.

3.7. Activities and associations with fishing boats

During the baseline monitoring period, 13 and 6 dolphin sightings were associated with feeding and socializing activities respectively, comprising of 11.6% and 5.4% of the total dolphin sightings. Only two dolphin groups were engaged in traveling activities near Pillar Point and to the west of the airport (Figure 9). Dolphin sightings associated with feeding activities were mostly found near Kai Kung Shan and Tai O in WL, and near Lung Kwu Chau in NWL (Figure 9). On the other hand, sightings associated with socializing activities were more scattered around the marine park area in NWL and the central portion of WL (Figure 9). Notably, several sightings associated with feeding activities were observed along and near the alignments of HKLR and TM-CLKL, and around the reclamation site of HKBCF (Figure 9).

Only six dolphin groups were found to be associated with operating fishing boats, comprising of 5.4% of all dolphin groups. These sightings included three dolphin groups associated with pair trawlers, two with hang trawlers and one with shrimp trawler. The location of these fishing boat-associated sightings were scattered throughout the three survey areas, with no apparent concentration (Figure 10). Only two of these sightings were found in the vicinity of the future work sites of HZMB Projects (Figure 10).

3.8. Photo-identification work and individual range use

From September to November 2011, over 5,000 digital photographs of Chinese White Dolphins were taken during the baseline monitoring surveys for the photo-identification work. In total, 96 individuals sighted 182 times altogether were identified (Table 1). The majority of these re-sightings were made in NWL and WL, comprising 53.2% and 31.9% of the total respectively. In addition, 27 re-sightings

were also made in NEL, or about half of the total number of dolphins sighted there during the 3-month study period. Most of the identified individuals were sighted only once or twice, with some notable exceptions though. For example, two individuals (CH34 and NL104) were sighted seven times, and WL04 were sighted five times during the study period. In addition, six individuals were sighted four times, while 15 other individuals were also sighted three times during the baseline monitoring period. Repeated sightings of these individuals during the relatively short study period indicated their frequent use of Hong Kong waters during the baseline monitoring study period.

Ranging patterns of the 96 individuals identified during the baseline monitoring surveys were determined by fixed kernel method, and are shown in Appendix IV. Notably, the majority of these individuals ranged extensively across NEL, NWL and WL survey areas, and many of their ranges overlapped with the alignments of HKLR and TM-CLKL as well as the reclamation site of HKBCF during the baseline monitoring period (Appendix IV). In particular, some individuals (e.g. NL136, NL246, NL264, WL05) were sighted in both NEL and NWL survey areas, while others (e.g. NL258, WL04, WL116, WL137) were sighted in both NWL and WL survey areas during the three-month period (Appendix IV). Several individuals were even sighted across all three areas within the relatively short study period (e.g. NL33, NL123, NL226) (Appendix IV). Their frequent movements across these three survey areas will make them more susceptible to the potential disturbance arisen from the construction activities in association with the HZMB Projects, as the HKLR will be constructed at the boundary of NWL and WL survey areas, while the HKBCF and TM-CLKL will be constructed at the boundary of NWL and NEL survey areas. Recent research on social structure analysis also indicated that there are two social clusters in Hong Kong, with their overall 95% UD ranges overlapped at the waters where the HKLR will be constructed (Dungan 2011; Hung 2011). Consequently, individual movement patterns and habitat use should be closely monitored in the vicinity of the work sites of HKLR, TM-CLKL and HKBCF during and after the construction period, to determine whether individual dolphins will be affected by these construction works.

More importantly, many individuals that were sighted during the baseline monitoring period were year-round residents (e.g. EL01, NL98, NL139, WL25), and some were even accompanied by young calves (e.g. NL24, NL33, NL104, NL123). In fact, these were also the individuals being sighted multiple times during the 3-month baseline monitoring period, showing their strong reliance of Hong Kong

waters. Special attention should be paid to the range use of these year-round residents, as their continuous reliance of these three survey areas during and after the HZMB construction period can become an important indicator to determine whether the local dolphins will be affected by various construction works of HZMB Projects.

4. LITERATURE CITED

Buckland, S. T., Anderson, D. R., Burnham, K. P., Laake, J. L., Borchers, D. L., and Thomas, L. 2001. Introduction to distance sampling: estimating abundance of biological populations. Oxford University Press, London.

Dungan, S. Z. 2011. Comparing the social structures of Indo-Pacific humpback dolphins (*Sousa chinensis*) from the Pearl River Estuary and Eastern Taiwan Strait. M.Sc. thesis. Trent University, Ontario, Canada.

Hooge, P. N. and Eichenlaub, B. 1997. Animal movement extension to ArcView (version 1.1). Alaska Biological Science Center, United States Geological Survey, Anchorage.

Hung, S. K. 2010. Monitoring of marine mammals in Hong Kong waters – data collection: final report (2009-10). An unpublished report submitted to the Agriculture, Fisheries and Conservation Department of Hong Kong SAR Government, 117 pp.

Hung, S. K. 2011. Monitoring of marine mammals in Hong Kong waters – data collection: final report (2010-11). An unpublished report submitted to the Agriculture, Fisheries and Conservation Department of Hong Kong SAR Government, 158 pp.

Jefferson, T. A. 2000. Population biology of the Indo-Pacific hump-backed dolphin in Hong Kong waters. Wildlife Monographs 144:1-65.

Van Parijs, S. M. and Corkeron, P. J. 2001. Boat traffic affects the acoustic behaviour of Pacific humpback dolphins, *Sousa chinensis*. Journal of Marine Biological Association of United Kingdom 81: 533-538.

Table 1. Individual dolphins identified during HYD-HZMB baseline dolphin monitoring surveys in September-November 2011

ID#	DATE	STG#	AREA
CH34	06/10/11	6	NW LANTAU
	28/10/11	5	NW LANTAU
	01/11/11	6	NE LANTAU
	01/11/11	8	NE LANTAU
	02/11/11	14	NW LANTAU
	05/11/11	6	NW LANTAU
	07/11/11	2	NW LANTAU
CH40	17/10/11	2	W LANTAU
	17/10/11	8	W LANTAU
CH98	02/11/11	13	NW LANTAU
CH108	02/11/11	3	W LANTAU
	02/11/11	8	W LANTAU
CH153	28/10/11	3	NW LANTAU
CH157	02/11/11	3	W LANTAU
EL01	01/11/11	9	NE LANTAU
	02/11/11	14	NW LANTAU
NL11	02/11/11	12	NW LANTAU
	07/11/11	2	NW LANTAU
NL12	02/11/11	12	NW LANTAU
NL24	10/10/11	2	NW LANTAU
	05/11/11	5	NW LANTAU
	05/11/11	8	NW LANTAU
	06/11/11	2	NE LANTAU
NL33	23/09/11	10	NW LANTAU
	01/11/11	8	NE LANTAU
	05/11/11	2	NW LANTAU
	07/11/11	5	NW LANTAU
NL37	16/09/11	4	NW LANTAU
NL46	28/10/11	4	NW LANTAU
NL48	16/09/11	5	NW LANTAU
	02/11/11	14	NW LANTAU
	07/11/11	2	NW LANTAU
NL75	16/09/11	3	NW LANTAU
	16/09/11	7	NW LANTAU
	01/11/11	9	NE LANTAU
NL80	02/11/11	12	NW LANTAU
NL93	05/11/11	6	NW LANTAU
	07/11/11	4	NW LANTAU
NL98	06/10/11	2	NE LANTAU
	01/11/11	8	NE LANTAU
	06/11/11	2	NE LANTAU
	07/11/11	2	NW LANTAU

ID#	DATE	STG#	AREA
NL104	16/09/11	7	NW LANTAU
	23/09/11	10	NW LANTAU
	28/10/11	5	NW LANTAU
	02/11/11	14	NW LANTAU
	05/11/11	6	NW LANTAU
	05/11/11	8	NW LANTAU
	07/11/11	2	NW LANTAU
NL118	16/09/11	7	NW LANTAU
NL120	10/10/11	2	NW LANTAU
	06/11/11	4	NE LANTAU
NL123	06/10/11	4	NW LANTAU
	10/10/11	2	NW LANTAU
	06/11/11	2	NE LANTAU
NL136	16/09/11	7	NW LANTAU
	10/10/11	3	NE LANTAU
	28/10/11	1	NW LANTAU
	28/10/11	3	NW LANTAU
NL139	16/09/11	7	NW LANTAU
	10/10/11	3	NE LANTAU
	01/11/11	9	NE LANTAU
NL165	02/11/11	14	NW LANTAU
	05/11/11	8	NW LANTAU
NL170	06/10/11	1	NE LANTAU
NL176	01/11/11	6	NE LANTAU
	01/11/11	8	NE LANTAU
	06/11/11	4	NE LANTAU
NL179	16/09/11	7	NW LANTAU
	06/11/11	2	NE LANTAU
NL188	28/10/11	3	NW LANTAU
	01/11/11	2	NW LANTAU
	07/11/11	5	NW LANTAU
NL191	07/09/11	1	NW LANTAU
NL202	28/10/11	3	NW LANTAU
	07/11/11	4	NW LANTAU
NL206	17/10/11	6	W LANTAU
NL210	07/09/11	1	NW LANTAU
	02/11/11	14	NW LANTAU
	05/11/11	7	NW LANTAU
	07/11/11	5	NW LANTAU
NL214	28/10/11	5	NW LANTAU
	02/11/11	14	NW LANTAU
	05/11/11	6	NW LANTAU
NL220	10/10/11	3	NE LANTAU
NL224	28/10/11	4	NW LANTAU
NL226	17/10/11	2	W LANTAU
	05/11/11	2	NW LANTAU

Table 1. (cont'd)

ID#	DATE	STG#	AREA
NL230	17/10/11	4	W LANTAU
	02/11/11	12	NW LANTAU
NL233	16/09/11	3	NW LANTAU
	06/10/11	4	NW LANTAU
	28/10/11	4	NW LANTAU
NL241	16/09/11	7	NW LANTAU
	02/11/11	12	NW LANTAU
	07/11/11	2	NW LANTAU
NL242	10/10/11	2	NW LANTAU
NL244	05/09/11	3	W LANTAU
	01/11/11	5	NW LANTAU
	01/11/11	8	NE LANTAU
NL246	16/09/11	7	NW LANTAU
	06/11/11	2	NE LANTAU
NL256	02/11/11	12	NW LANTAU
NL258	05/09/11	3	W LANTAU
	16/09/11	5	NW LANTAU
NL259	07/11/11	5	NW LANTAU
NL260	07/11/11	5	NW LANTAU
NL261	01/11/11	9	NE LANTAU
NL264	23/09/11	11	NW LANTAU
	06/10/11	2	NE LANTAU
	06/11/11	3	NE LANTAU
NL269	02/11/11	12	NW LANTAU
NL272	16/09/11	7	NW LANTAU
	28/10/11	4	NW LANTAU
	02/11/11	14	NW LANTAU
	05/11/11	8	NW LANTAU
NL275	23/09/11	9	W LANTAU
NL278	02/11/11	12	NW LANTAU
NL279	02/11/11	12	NW LANTAU
SL40	23/09/11	4	W LANTAU
SL42	02/11/11	13	NW LANTAU
SL43	28/10/11	4	NW LANTAU
SL48	23/09/11	7	W LANTAU
	17/10/11	3	W LANTAU
	02/11/11	8	W LANTAU
WL04	16/09/11	6	NW LANTAU
	10/10/11	2	NW LANTAU
	17/10/11	1	W LANTAU
	02/11/11	14	NW LANTAU
	05/11/11	5	NW LANTAU
WL05	01/11/11	6	NE LANTAU
	01/11/11	8	NE LANTAU
WL11	07/11/11	5	NW LANTAU
WL25	16/09/11	1	NW LANTAU
	23/09/11	9	W LANTAU
	17/10/11	4	W LANTAU

ID#	DATE	STG#	AREA
WL28	23/09/11	9	W LANTAU
WL42	05/09/11	1	W LANTAU
	02/11/11	6	W LANTAU
WL47	17/10/11	2	W LANTAU
WL48	23/09/11	9	W LANTAU
WL61	17/10/11	4	W LANTAU
WL62	23/09/11	6	W LANTAU
	17/10/11	2	W LANTAU
WL66	07/11/11	8	W LANTAU
WL68	05/09/11	1	W LANTAU
	05/09/11	2	W LANTAU
WL72	23/09/11	4	W LANTAU
	02/11/11	3	W LANTAU
	02/11/11	8	W LANTAU
WL87	23/09/11	6	W LANTAU
WL88	16/09/11	1	NW LANTAU
	02/11/11	6	W LANTAU
WL111	02/11/11	14	NW LANTAU
WL116	16/09/11	4	NW LANTAU
WL118	02/11/11	3	W LANTAU
	02/11/11	8	W LANTAU
WL123	02/11/11	8	W LANTAU
WL124	02/11/11	12	NW LANTAU
WL128	02/11/11	10	W LANTAU
	07/11/11	9	W LANTAU
WL131	23/09/11	6	W LANTAU
	02/11/11	3	W LANTAU
	02/11/11	8	W LANTAU
WL132	23/09/11	6	W LANTAU
WL137	02/11/11	8	W LANTAU
WL138	02/11/11	8	W LANTAU
WL144	02/11/11	4	W LANTAU
WL145	05/09/11	5	W LANTAU
WL146	17/10/11	2	W LANTAU
WL153	07/11/11	8	W LANTAU
WL156	23/09/11	9	W LANTAU
	28/10/11	3	NW LANTAU
WL157	23/09/11	9	W LANTAU
WL158	23/09/11	9	W LANTAU
WL162	16/09/11	3	NW LANTAU
WL163	02/11/11	4	W LANTAU
	07/11/11	9	W LANTAU
WL165	17/10/11	6	W LANTAU
WL167	17/10/11	2	W LANTAU
WL170	07/11/11	11	W LANTAU
WL171	28/10/11	8	W LANTAU

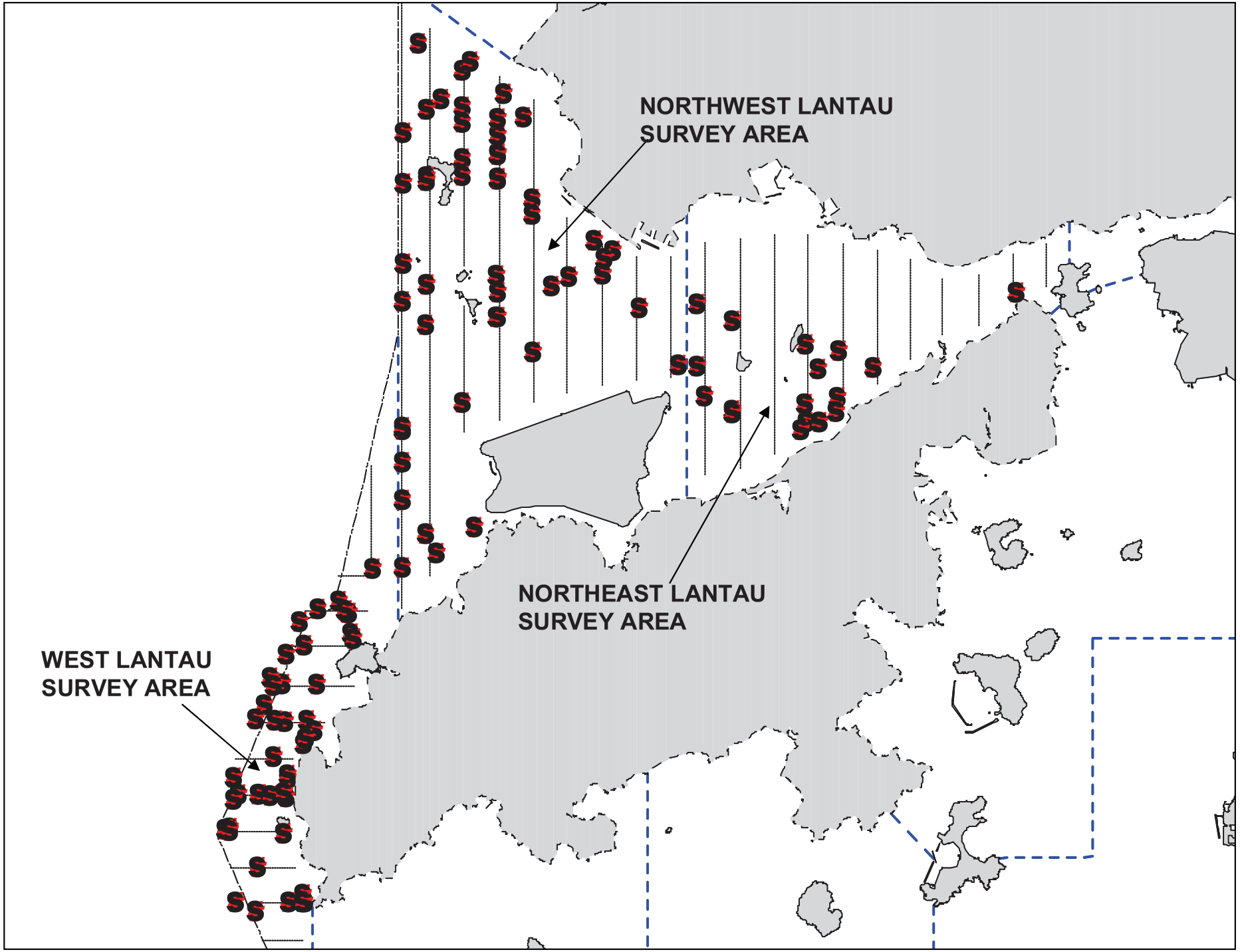

Figure 1. Distribution of Chinese white dolphin sighting during HYD-HZMB baseline monitoring surveys (September – November 2011)

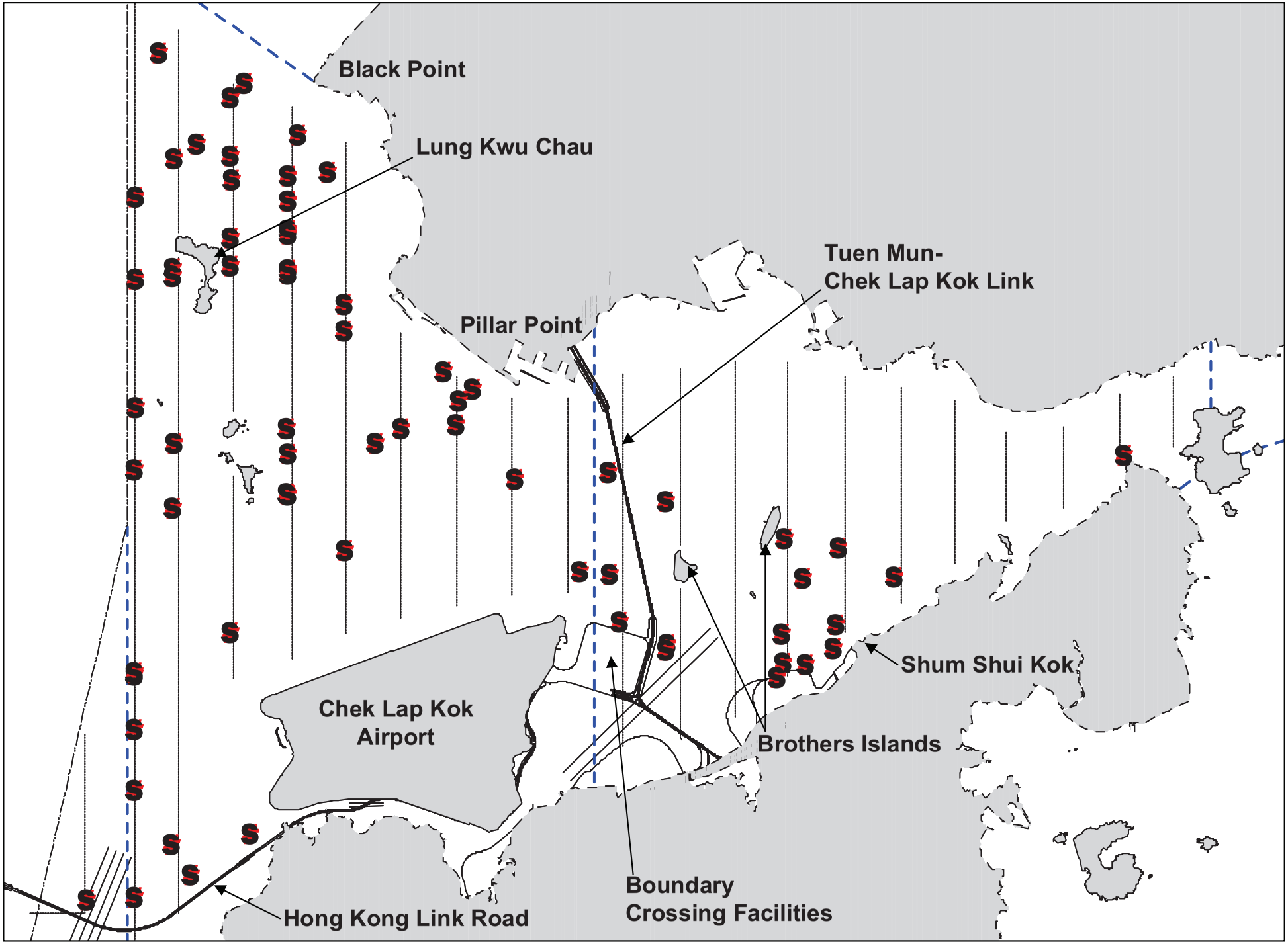

Figure 2. Distribution of Chinese white dolphin sighting in Northwest and Northeast Lantau during HYD-HZMB baseline monitoring surveys (September – November 2011)

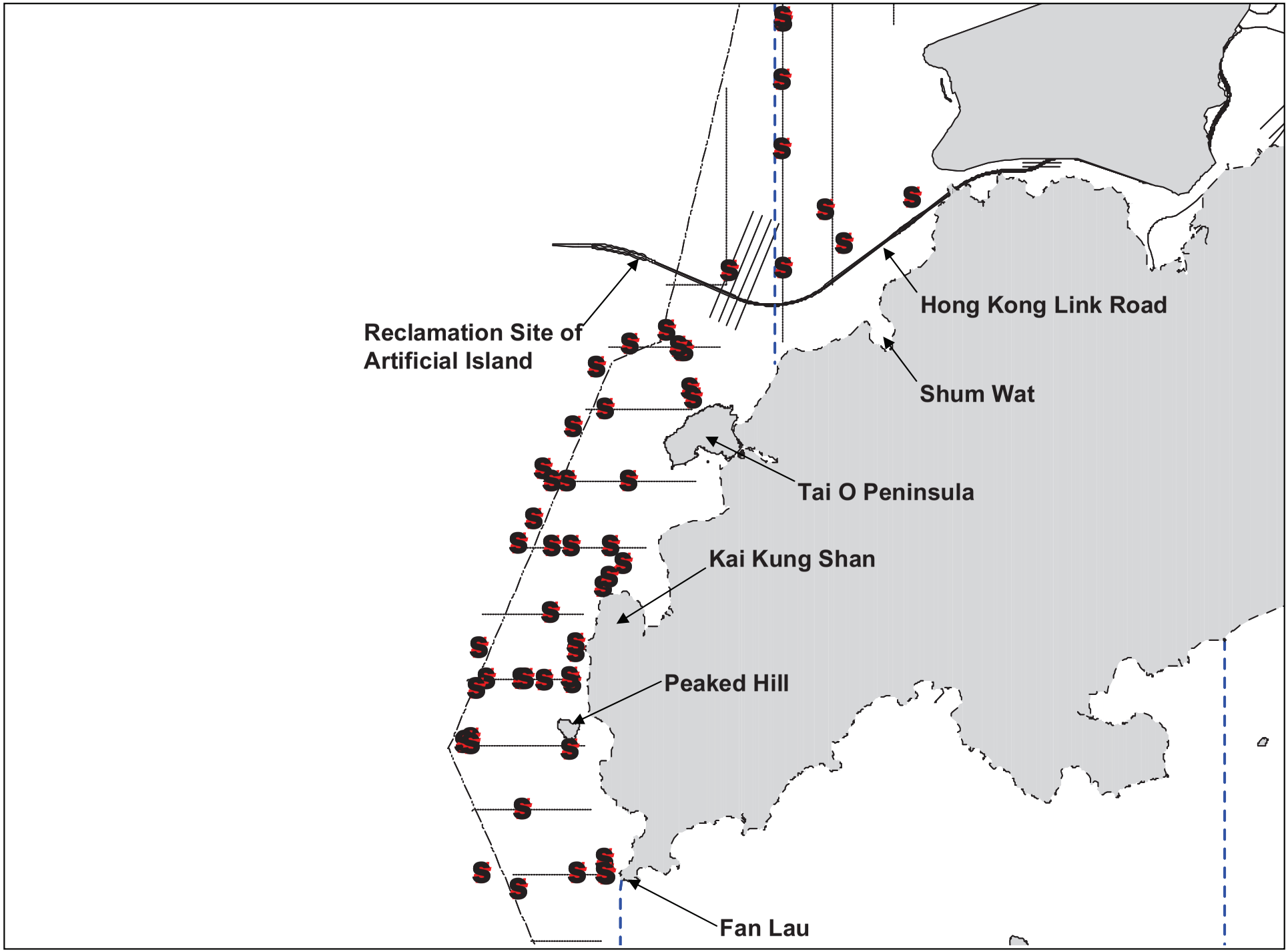

Figure 3. Distribution of Chinese white dolphin sighting in West Lantau during HYD-HZMB baseline monitoring surveys (September – November 2011)

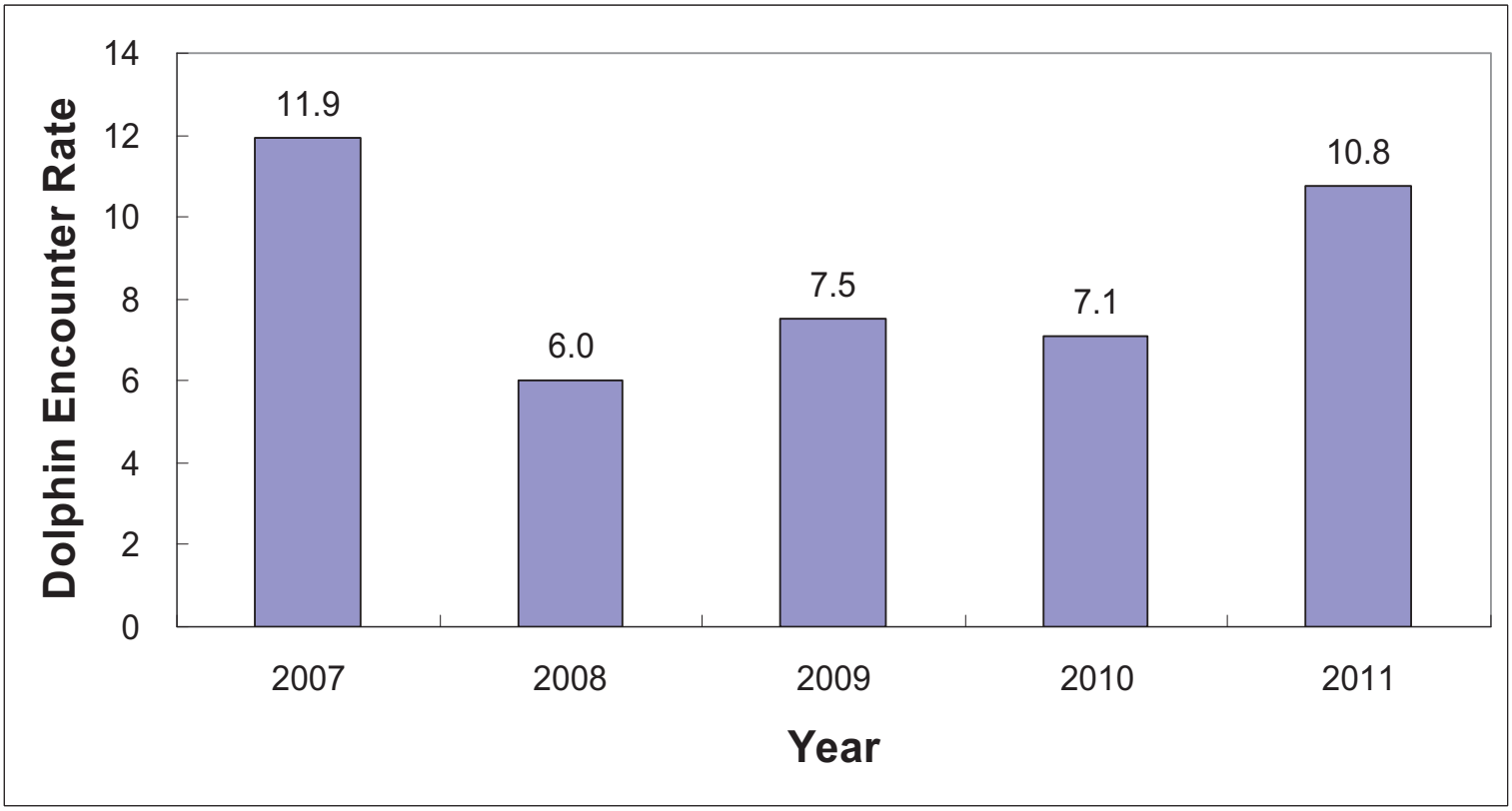

Figure 4a. Temporal trend of encounter rate of Chinese white dolphins (combined from Northwest, Northeast and West Lantau survey areas) during the same 3-month period of September to November from 2007-2011

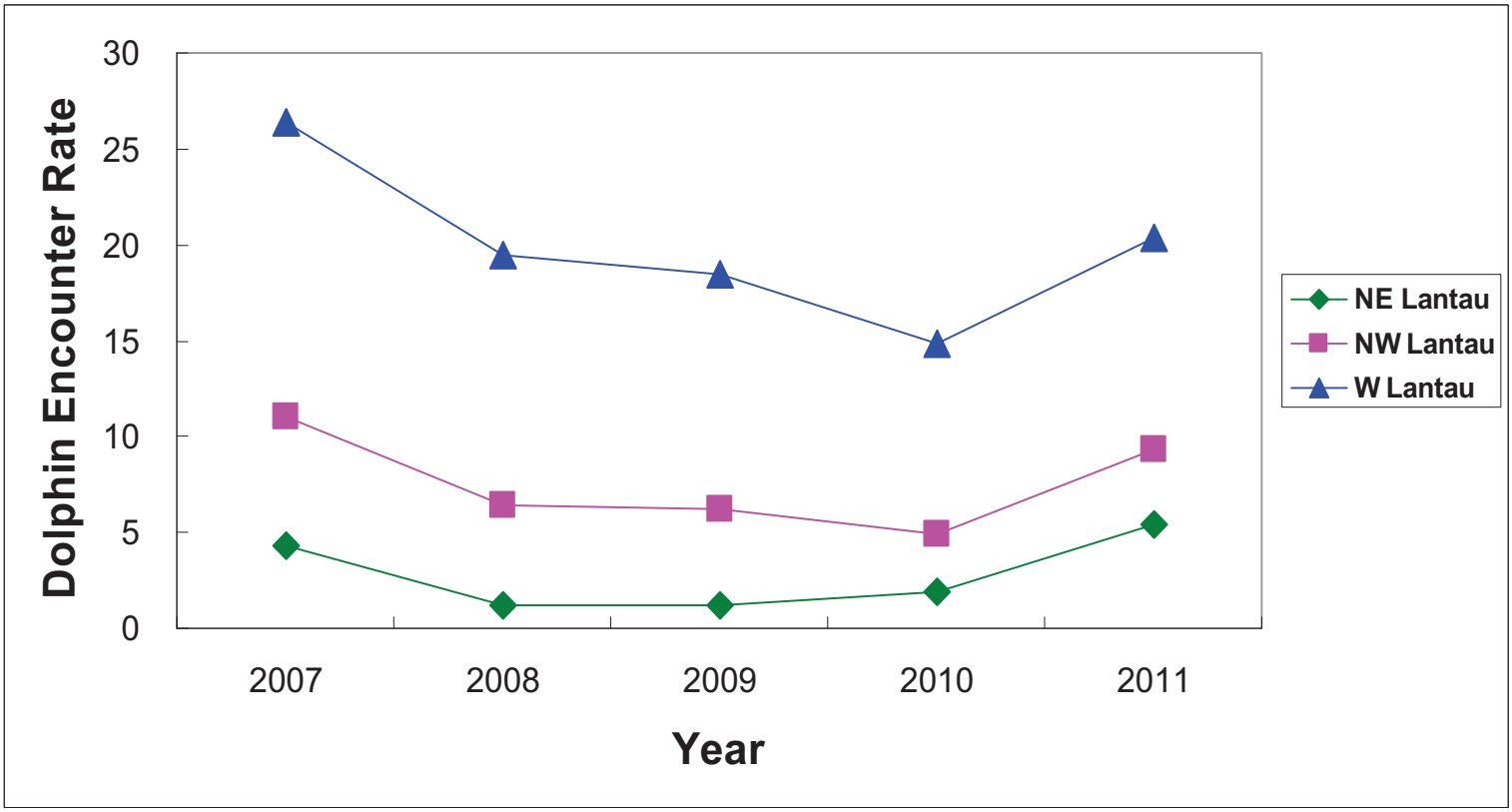

Figure 4b. Temporal trend of encounter rate of Chinese white dolphins in each of the three survey areas during the same 3-month period of September to November from 2007-2011



Figure 5. Distribution of Chinese white dolphins with larger group sizes during HZMB baseline monitoring surveys (green dots: group sizes of 5 or more; purple dots: group sizes of 10 or more)

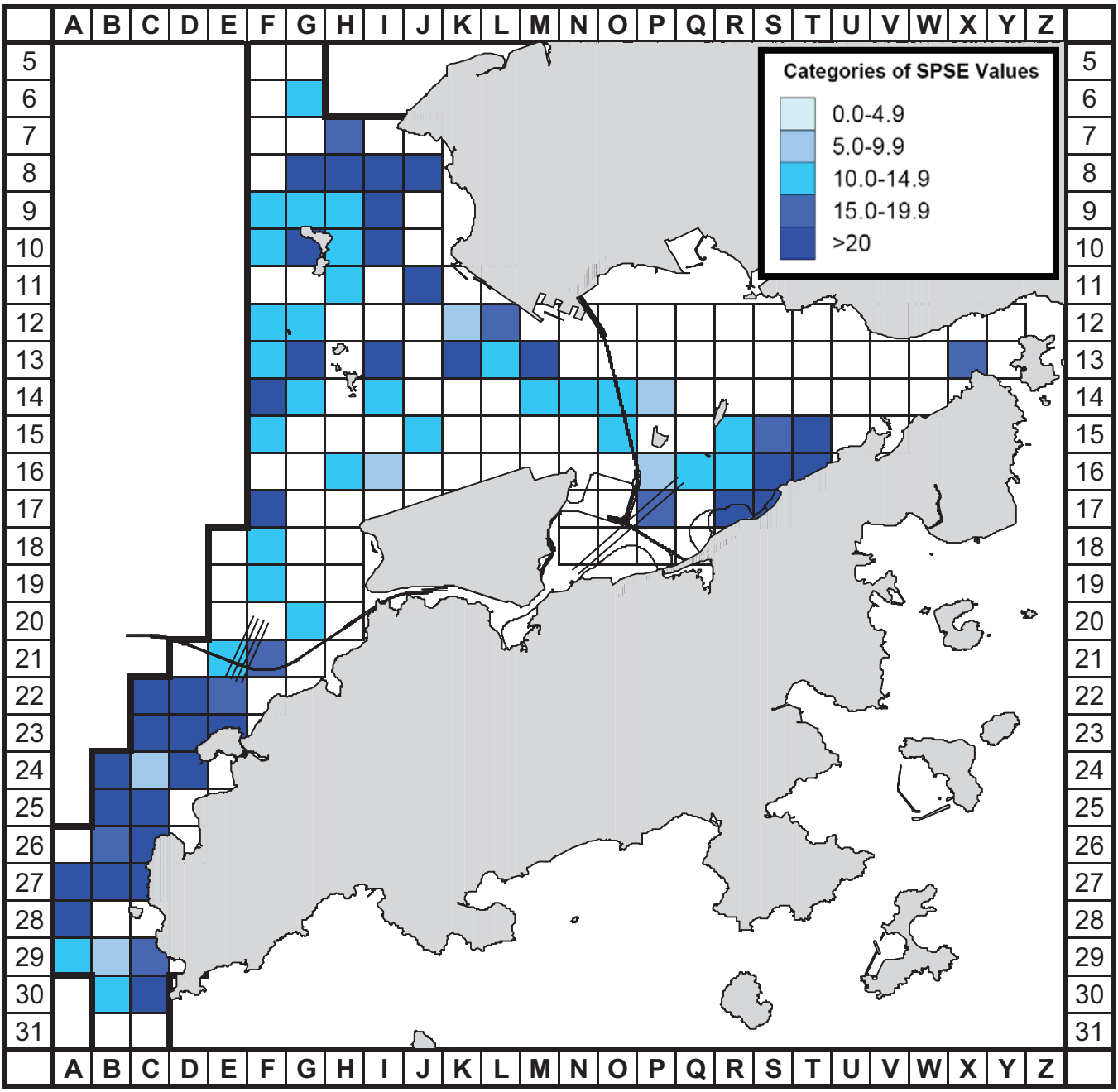

Figure 6. Sighting density of Chinese white dolphins with corrected survey effort per km^2 in Northwest, Northeast and West Lantau survey areas, using data collected during HZMB baseline monitoring period (September to November 2011) (SPSE = no. of on-effort sightings per 100 units of survey effort)

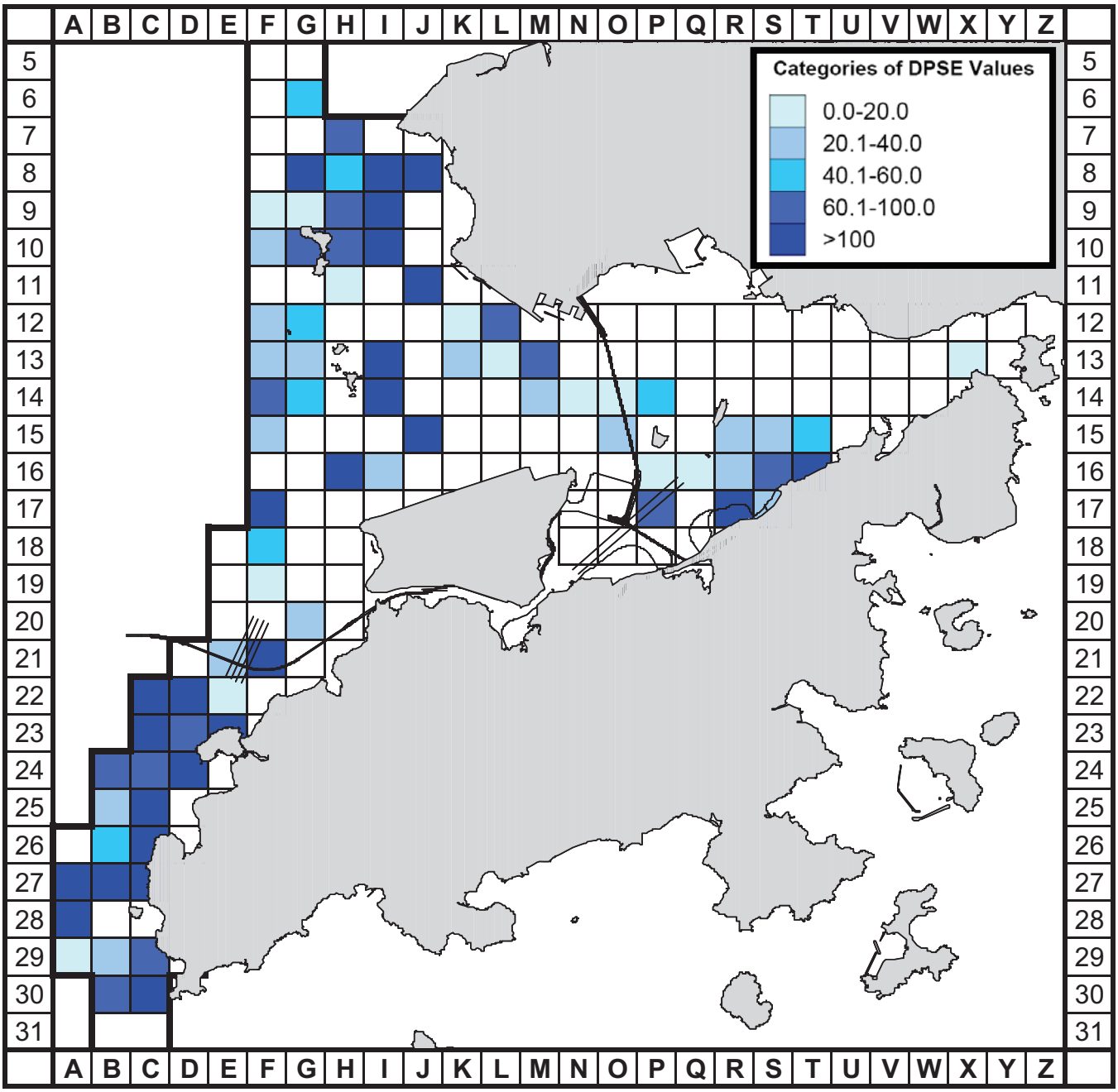

Figure 7. Density of Chinese white dolphins with corrected survey effort per km^2 in Northwest, Northeast and West Lantau survey areas, using data collected during HZMB baseline monitoring period (September to November 2011) (DPSE = no. of dolphins per 100 units of survey effort)

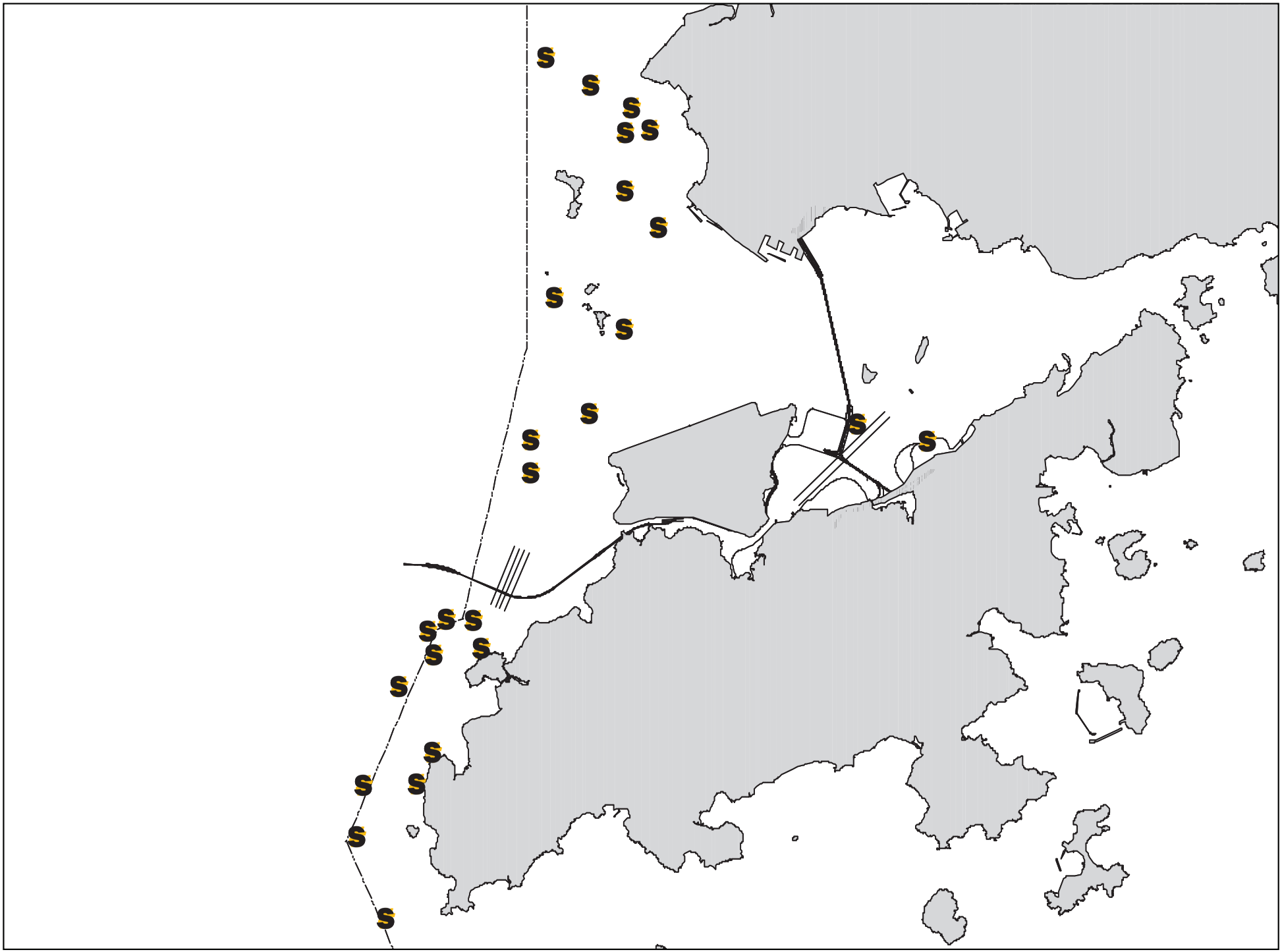

Figure 8. Distribution of young calves of Chinese white dolphins during HZMB baseline monitoring surveys



Figure 9. Distribution of Chinese white dolphins engaged in feeding (blue dots), socializing (pink dots) and traveling (green dots) activities during HZMB baseline monitoring surveys

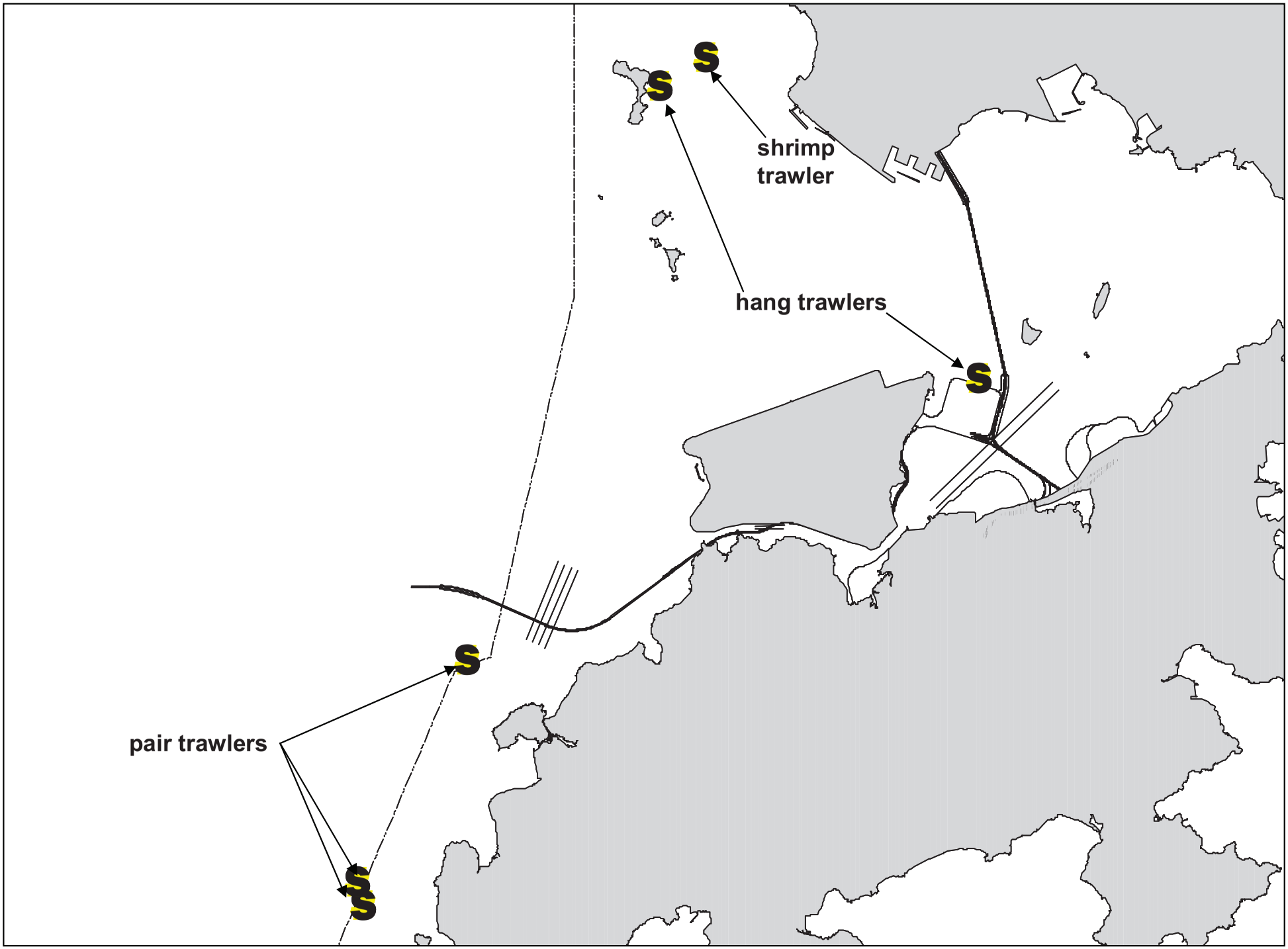

Figure 10. Distribution of dolphin sightings associated with fishing boats during HZMB baseline monitoring surveys

Appendix I. HYD-HZMB Survey Schedule and Details (September-November 2011)

DATE	AREA	SURVEY TIME	# SURVEY HOURS	SEASON	TYPE
5-Sep-11	W LANTAU + NW LANTAU	09:30 - 18:30	9.0	AUTUMN	HYD-HZMB
7-Sep-11	NW LANTAU + NE LANTAU	09:30 - 18:30	9.0	AUTUMN	HYD-HZMB
16-Sep-11	NW LANTAU + NE LANTAU	09:30 - 18:30	9.0	AUTUMN	HYD-HZMB
23-Sep-11	W LANTAU + NW LANTAU	09:30 - 18:30	9.0	AUTUMN	HYD-HZMB
6-Oct-11	NE LANTAU + NW LANTAU	09:00 - 18:00	9.0	AUTUMN	HYD-HZMB
10-Oct-11	NW LANTAU + NE LANTAU	09:30 - 17:00	7.5	AUTUMN	HYD-HZMB
13-Oct-11	NE LANTAU	14:00 - 17:00	3.0	AUTUMN	HYD-HZMB
17-Oct-11	W LANTAU + NW LANTAU	09:30 - 18:30	9.0	AUTUMN	HYD-HZMB
28-Oct-11	NW LANTAU + W LANTAU	09:30 - 17:30	8.0	AUTUMN	HYD-HZMB
1-Nov-11	NW LANTAU + NE LANTAU	09:30 - 18:00	8.5	AUTUMN	HYD-HZMB
2-Nov-11	W LANTAU + NW LANTAU	09:00 - 17:30	8.5	AUTUMN	HYD-HZMB
5-Nov-11	NW LANTAU + NE LANTAU	09:30 - 18:30	9.0	AUTUMN	HYD-HZMB
6-Nov-11	NE LANTAU	14:00 - 17:30	3.5	AUTUMN	HYD-HZMB
7-Nov-11	NW LANTAU + W LANTAU	09:00 - 17:30	8.5	AUTUMN	HYD-HZMB

Appendix II. HYD-HZMB Survey Effort Database (September-November 2011)

(Abbreviations: BEAU = Beaufort Sea State; P = Primary Line Effort; S = Secondary Line Effort)

DATE	AREA	BEAU	EFFORT	SEASON	VESSEL	TYPE	P/S
5-Sep-11	W LANTAU	2	8.3	AUTUMN	STANDARD31516	HYD-HZMB	P
5-Sep-11	W LANTAU	3	12.0	AUTUMN	STANDARD31516	HYD-HZMB	P
5-Sep-11	W LANTAU	2	11.1	AUTUMN	STANDARD31516	HYD-HZMB	S
5-Sep-11	W LANTAU	3	7.6	AUTUMN	STANDARD31516	HYD-HZMB	S
5-Sep-11	NW LANTAU	2	10.7	AUTUMN	STANDARD31516	HYD-HZMB	P
5-Sep-11	NW LANTAU	3	28.0	AUTUMN	STANDARD31516	HYD-HZMB	P
5-Sep-11	NW LANTAU	2	4.4	AUTUMN	STANDARD31516	HYD-HZMB	S
5-Sep-11	NW LANTAU	3	2.1	AUTUMN	STANDARD31516	HYD-HZMB	S
7-Sep-11	NW LANTAU	2	14.1	AUTUMN	STANDARD31516	HYD-HZMB	P
7-Sep-11	NW LANTAU	3	19.4	AUTUMN	STANDARD31516	HYD-HZMB	P
7-Sep-11	NW LANTAU	4	3.6	AUTUMN	STANDARD31516	HYD-HZMB	P
7-Sep-11	NW LANTAU	2	1.9	AUTUMN	STANDARD31516	HYD-HZMB	S
7-Sep-11	NW LANTAU	3	10.3	AUTUMN	STANDARD31516	HYD-HZMB	S
7-Sep-11	NW LANTAU	4	0.7	AUTUMN	STANDARD31516	HYD-HZMB	S
7-Sep-11	NE LANTAU	2	8.2	AUTUMN	STANDARD31516	HYD-HZMB	P
7-Sep-11	NE LANTAU	3	21.7	AUTUMN	STANDARD31516	HYD-HZMB	P
7-Sep-11	NE LANTAU	2	7.9	AUTUMN	STANDARD31516	HYD-HZMB	S
7-Sep-11	NE LANTAU	3	3.1	AUTUMN	STANDARD31516	HYD-HZMB	S
16-Sep-11	NW LANTAU	1	2.9	AUTUMN	STANDARD31516	HYD-HZMB	P
16-Sep-11	NW LANTAU	2	27.5	AUTUMN	STANDARD31516	HYD-HZMB	P
16-Sep-11	NW LANTAU	3	6.3	AUTUMN	STANDARD31516	HYD-HZMB	P
16-Sep-11	NW LANTAU	1	0.8	AUTUMN	STANDARD31516	HYD-HZMB	S
16-Sep-11	NW LANTAU	2	5.1	AUTUMN	STANDARD31516	HYD-HZMB	S
16-Sep-11	NW LANTAU	3	0.9	AUTUMN	STANDARD31516	HYD-HZMB	S
16-Sep-11	NE LANTAU	2	4.1	AUTUMN	STANDARD31516	HYD-HZMB	P
16-Sep-11	NE LANTAU	3	22.8	AUTUMN	STANDARD31516	HYD-HZMB	P
16-Sep-11	NE LANTAU	4	2.4	AUTUMN	STANDARD31516	HYD-HZMB	P
16-Sep-11	NE LANTAU	2	6.7	AUTUMN	STANDARD31516	HYD-HZMB	S
16-Sep-11	NE LANTAU	3	3.9	AUTUMN	STANDARD31516	HYD-HZMB	S
23-Sep-11	W LANTAU	2	9.0	AUTUMN	STANDARD31516	HYD-HZMB	P
23-Sep-11	W LANTAU	3	12.0	AUTUMN	STANDARD31516	HYD-HZMB	P
23-Sep-11	W LANTAU	2	11.7	AUTUMN	STANDARD31516	HYD-HZMB	S
23-Sep-11	W LANTAU	3	7.2	AUTUMN	STANDARD31516	HYD-HZMB	S
23-Sep-11	NW LANTAU	2	9.7	AUTUMN	STANDARD31516	HYD-HZMB	P
23-Sep-11	NW LANTAU	3	7.9	AUTUMN	STANDARD31516	HYD-HZMB	P
23-Sep-11	NW LANTAU	2	5.2	AUTUMN	STANDARD31516	HYD-HZMB	S
23-Sep-11	NW LANTAU	3	4.0	AUTUMN	STANDARD31516	HYD-HZMB	S
6-Oct-11	NE LANTAU	0	1.6	AUTUMN	STANDARD31516	HYD-HZMB	P
6-Oct-11	NE LANTAU	1	13.5	AUTUMN	STANDARD31516	HYD-HZMB	P
6-Oct-11	NE LANTAU	2	18.0	AUTUMN	STANDARD31516	HYD-HZMB	P
6-Oct-11	NE LANTAU	1	5.3	AUTUMN	STANDARD31516	HYD-HZMB	S
6-Oct-11	NE LANTAU	2	4.9	AUTUMN	STANDARD31516	HYD-HZMB	S
6-Oct-11	NW LANTAU	1	0.9	AUTUMN	STANDARD31516	HYD-HZMB	P
6-Oct-11	NW LANTAU	2	21.7	AUTUMN	STANDARD31516	HYD-HZMB	P
6-Oct-11	NW LANTAU	1	12.7	AUTUMN	STANDARD31516	HYD-HZMB	S
10-Oct-11	NW LANTAU	2	16.7	AUTUMN	STANDARD31516	HYD-HZMB	P
10-Oct-11	NW LANTAU	3	17.9	AUTUMN	STANDARD31516	HYD-HZMB	P
10-Oct-11	NW LANTAU	2	11.8	AUTUMN	STANDARD31516	HYD-HZMB	S
10-Oct-11	NW LANTAU	3	2.2	AUTUMN	STANDARD31516	HYD-HZMB	S
10-Oct-11	NE LANTAU	2	6.8	AUTUMN	STANDARD31516	HYD-HZMB	P
10-Oct-11	NE LANTAU	3	10.2	AUTUMN	STANDARD31516	HYD-HZMB	P
10-Oct-11	NE LANTAU	4	1.3	AUTUMN	STANDARD31516	HYD-HZMB	P
10-Oct-11	NE LANTAU	2	2.1	AUTUMN	STANDARD31516	HYD-HZMB	S
10-Oct-11	NE LANTAU	3	2.1	AUTUMN	STANDARD31516	HYD-HZMB	S
13-Oct-11	NE LANTAU	2	15.0	AUTUMN	STANDARD31516	HYD-HZMB	P
13-Oct-11	NE LANTAU	3	1.8	AUTUMN	STANDARD31516	HYD-HZMB	P
13-Oct-11	NE LANTAU	2	10.3	AUTUMN	STANDARD31516	HYD-HZMB	S
13-Oct-11	NE LANTAU	3	1.0	AUTUMN	STANDARD31516	HYD-HZMB	S
17-Oct-11	W LANTAU	2	5.2	AUTUMN	STANDARD31516	HYD-HZMB	P
17-Oct-11	W LANTAU	3	10.3	AUTUMN	STANDARD31516	HYD-HZMB	P
17-Oct-11	W LANTAU	4	3.6	AUTUMN	STANDARD31516	HYD-HZMB	P

Appendix II. (cont'd)

(Abbreviations: BEAU = Beaufort Sea State; P = Primary Line Effort; S = Secondary Line Effort)

DATE	AREA	BEAU	EFFORT	SEASON	VESSEL	TYPE	P/S
17-Oct-11	W LANTAU	2	3.5	AUTUMN	STANDARD31516	HYD-HZMB	S
17-Oct-11	W LANTAU	3	10.1	AUTUMN	STANDARD31516	HYD-HZMB	S
17-Oct-11	W LANTAU	4	5.2	AUTUMN	STANDARD31516	HYD-HZMB	S
17-Oct-11	NW LANTAU	2	24.9	AUTUMN	STANDARD31516	HYD-HZMB	P
17-Oct-11	NW LANTAU	3	2.6	AUTUMN	STANDARD31516	HYD-HZMB	P
17-Oct-11	NW LANTAU	2	4.5	AUTUMN	STANDARD31516	HYD-HZMB	S
17-Oct-11	NW LANTAU	3	2.1	AUTUMN	STANDARD31516	HYD-HZMB	S
28-Oct-11	NW LANTAU	1	1.5	AUTUMN	STANDARD31516	HYD-HZMB	P
28-Oct-11	NW LANTAU	2	9.3	AUTUMN	STANDARD31516	HYD-HZMB	P
28-Oct-11	NW LANTAU	3	20.9	AUTUMN	STANDARD31516	HYD-HZMB	P
28-Oct-11	NW LANTAU	1	3.9	AUTUMN	STANDARD31516	HYD-HZMB	S
28-Oct-11	NW LANTAU	2	2.5	AUTUMN	STANDARD31516	HYD-HZMB	S
28-Oct-11	NW LANTAU	3	0.9	AUTUMN	STANDARD31516	HYD-HZMB	S
28-Oct-11	W LANTAU	2	1.3	AUTUMN	STANDARD31516	HYD-HZMB	P
28-Oct-11	W LANTAU	3	14.9	AUTUMN	STANDARD31516	HYD-HZMB	P
28-Oct-11	W LANTAU	4	0.9	AUTUMN	STANDARD31516	HYD-HZMB	P
28-Oct-11	W LANTAU	2	1.1	AUTUMN	STANDARD31516	HYD-HZMB	S
28-Oct-11	W LANTAU	3	12.1	AUTUMN	STANDARD31516	HYD-HZMB	S
28-Oct-11	W LANTAU	4	3.6	AUTUMN	STANDARD31516	HYD-HZMB	S
1-Nov-11	NW LANTAU	1	2.4	AUTUMN	STANDARD31516	HYD-HZMB	P
1-Nov-11	NW LANTAU	2	21.1	AUTUMN	STANDARD31516	HYD-HZMB	P
1-Nov-11	NW LANTAU	3	7.9	AUTUMN	STANDARD31516	HYD-HZMB	P
1-Nov-11	NW LANTAU	1	1.8	AUTUMN	STANDARD31516	HYD-HZMB	S
1-Nov-11	NW LANTAU	2	6.1	AUTUMN	STANDARD31516	HYD-HZMB	S
1-Nov-11	NW LANTAU	3	2.1	AUTUMN	STANDARD31516	HYD-HZMB	S
1-Nov-11	NE LANTAU	2	21.8	AUTUMN	STANDARD31516	HYD-HZMB	P
1-Nov-11	NE LANTAU	2	9.9	AUTUMN	STANDARD31516	HYD-HZMB	S
2-Nov-11	W LANTAU	2	9.0	AUTUMN	STANDARD31516	HYD-HZMB	P
2-Nov-11	W LANTAU	3	6.6	AUTUMN	STANDARD31516	HYD-HZMB	P
2-Nov-11	W LANTAU	4	3.2	AUTUMN	STANDARD31516	HYD-HZMB	P
2-Nov-11	W LANTAU	2	12.1	AUTUMN	STANDARD31516	HYD-HZMB	S
2-Nov-11	W LANTAU	3	7.8	AUTUMN	STANDARD31516	HYD-HZMB	S
2-Nov-11	NW LANTAU	2	17.9	AUTUMN	STANDARD31516	HYD-HZMB	P
2-Nov-11	NW LANTAU	3	4.0	AUTUMN	STANDARD31516	HYD-HZMB	P
2-Nov-11	NW LANTAU	2	7.2	AUTUMN	STANDARD31516	HYD-HZMB	S
5-Nov-11	NW LANTAU	0	2.2	AUTUMN	STANDARD31516	HYD-HZMB	P
5-Nov-11	NW LANTAU	1	10.6	AUTUMN	STANDARD31516	HYD-HZMB	P
5-Nov-11	NW LANTAU	2	19.4	AUTUMN	STANDARD31516	HYD-HZMB	P
5-Nov-11	NW LANTAU	1	3.0	AUTUMN	STANDARD31516	HYD-HZMB	S
5-Nov-11	NW LANTAU	2	4.5	AUTUMN	STANDARD31516	HYD-HZMB	S
5-Nov-11	NE LANTAU	1	1.2	AUTUMN	STANDARD31516	HYD-HZMB	P
5-Nov-11	NE LANTAU	2	15.2	AUTUMN	STANDARD31516	HYD-HZMB	P
5-Nov-11	NE LANTAU	1	1.2	AUTUMN	STANDARD31516	HYD-HZMB	S
5-Nov-11	NE LANTAU	2	8.2	AUTUMN	STANDARD31516	HYD-HZMB	S
6-Nov-11	NE LANTAU	3	10.2	AUTUMN	STANDARD31516	HYD-HZMB	P
6-Nov-11	NE LANTAU	4	3.5	AUTUMN	STANDARD31516	HYD-HZMB	P
6-Nov-11	NE LANTAU	2	4.3	AUTUMN	STANDARD31516	HYD-HZMB	S
6-Nov-11	NE LANTAU	3	7.2	AUTUMN	STANDARD31516	HYD-HZMB	S
6-Nov-11	NE LANTAU	4	1.2	AUTUMN	STANDARD31516	HYD-HZMB	S
7-Nov-11	NW LANTAU	2	14.6	AUTUMN	STANDARD31516	HYD-HZMB	P
7-Nov-11	NW LANTAU	3	16.0	AUTUMN	STANDARD31516	HYD-HZMB	P
7-Nov-11	NW LANTAU	4	7.6	AUTUMN	STANDARD31516	HYD-HZMB	P
7-Nov-11	NW LANTAU	2	3.6	AUTUMN	STANDARD31516	HYD-HZMB	S
7-Nov-11	NW LANTAU	3	3.3	AUTUMN	STANDARD31516	HYD-HZMB	S
7-Nov-11	NW LANTAU	4	0.8	AUTUMN	STANDARD31516	HYD-HZMB	S
7-Nov-11	NE LANTAU	2	0.6	AUTUMN	STANDARD31516	HYD-HZMB	P
7-Nov-11	NE LANTAU	3	13.9	AUTUMN	STANDARD31516	HYD-HZMB	P
7-Nov-11	NE LANTAU	4	5.1	AUTUMN	STANDARD31516	HYD-HZMB	P
7-Nov-11	NE LANTAU	5	0.2	AUTUMN	STANDARD31516	HYD-HZMB	P
7-Nov-11	NE LANTAU	2	4.3	AUTUMN	STANDARD31516	HYD-HZMB	S
7-Nov-11	NE LANTAU	3	9.0	AUTUMN	STANDARD31516	HYD-HZMB	S
7-Nov-11	NE LANTAU	4	6.1	AUTUMN	STANDARD31516	HYD-HZMB	S

Appendix III. HYD-HZMB Chinese White Dolphin Sighting Database (September-November 2011)

(Abberviations: STG# = Sighting Number; HRD SZ = Dolphin Herd Size; BEAU = Beaufort Sea State; PSD = Perpendicular Distance; BOAT ASSOC. = Fishing Boat Associa

DATE	STG #	TIME	HRD SZ	AREA	BEAU	PSD	EFFORT	TYPE	NORTHING	EASTING	SEASON	BOAT ASSOC.
05-Sep-11	1	1111	2	W LANTAU	3	ND	OFF	HYD-HZMB	811890	800623	AUTUMN	NONE
05-Sep-11	2	1143	2	W LANTAU	2	230	ON	HYD-HZMB	809851	801299	AUTUMN	NONE
05-Sep-11	3	1155	4	W LANTAU	2	44	ON	HYD-HZMB	809434	799865	AUTUMN	PAIR
05-Sep-11	4	1244	6	W LANTAU	2	179	ON	HYD-HZMB	806232	800373	AUTUMN	NONE
05-Sep-11	5	1324	8	W LANTAU	2	883	ON	HYD-HZMB	809910	799722	AUTUMN	PAIR
07-Sep-11	1	1055	2	NW LANTAU	2	349	ON	HYD-HZMB	824052	804669	AUTUMN	NONE
07-Sep-11	2	1657	1	NE LANTAU	2	179	ON	HYD-HZMB	821661	817387	AUTUMN	NONE
16-Sep-11	1	1001	6	NW LANTAU	2	ND	OFF	HYD-HZMB	816088	805652	AUTUMN	NONE
16-Sep-11	2	1013	2	NW LANTAU	2	330	ON	HYD-HZMB	816609	805334	AUTUMN	NONE
16-Sep-11	3	1038	4	NW LANTAU	2	87	ON	HYD-HZMB	822356	805335	AUTUMN	NONE
16-Sep-11	4	1102	2	NW LANTAU	1	59	ON	HYD-HZMB	826431	805354	AUTUMN	NONE
16-Sep-11	5	1144	3	NW LANTAU	2	157	ON	HYD-HZMB	826350	807424	AUTUMN	NONE
16-Sep-11	6	1204	1	NW LANTAU	2	4	ON	HYD-HZMB	823271	807428	AUTUMN	NONE
16-Sep-11	7	1210	9	NW LANTAU	2	73	ON	HYD-HZMB	822585	807406	AUTUMN	NONE
16-Sep-11	8	1350	1	NW LANTAU	2	ND	OFF	HYD-HZMB	824384	810767	AUTUMN	NONE
16-Sep-11	9	1406	3	NW LANTAU	2	295	ON	HYD-HZMB	822843	811548	AUTUMN	NONE
23-Sep-11	1	1104	1	W LANTAU	3	ND	OFF	HYD-HZMB	813867	803153	AUTUMN	NONE
23-Sep-11	2	1115	2	W LANTAU	3	130	ON	HYD-HZMB	813284	801266	AUTUMN	NONE
23-Sep-11	3	1126	2	W LANTAU	2	7	ON	HYD-HZMB	811503	800365	AUTUMN	NONE
23-Sep-11	4	1149	5	W LANTAU	2	176	ON	HYD-HZMB	809973	801299	AUTUMN	NONE
23-Sep-11	5	1211	1	W LANTAU	2	ND	OFF	HYD-HZMB	809444	800411	AUTUMN	NONE
23-Sep-11	6	1222	4	W LANTAU	2	21	ON	HYD-HZMB	808526	799605	AUTUMN	NONE
23-Sep-11	7	1247	2	W LANTAU	2	351	ON	HYD-HZMB	806462	801797	AUTUMN	NONE
23-Sep-11	8	1315	1	W LANTAU	3	433	ON	HYD-HZMB	806474	801322	AUTUMN	NONE
23-Sep-11	9	1417	9	W LANTAU	2	125	ON	HYD-HZMB	812465	801150	AUTUMN	NONE
23-Sep-11	10	1517	4	NW LANTAU	3	26	ON	HYD-HZMB	819489	804649	AUTUMN	NONE
23-Sep-11	11	1538	2	NW LANTAU	3	137	ON	HYD-HZMB	823011	804646	AUTUMN	NONE
23-Sep-11	12	1608	1	NW LANTAU	2	776	ON	HYD-HZMB	828568	805770	AUTUMN	NONE
6-Oct-11	1	1040	1	NE LANTAU	2	633	ON	HYD-HZMB	823250	822571	AUTUMN	NONE
6-Oct-11	2	1306	5	NE LANTAU	2	57	ON	HYD-HZMB	822462	814277	AUTUMN	NONE
6-Oct-11	3	1455	2	NW LANTAU	1	236	ON	HYD-HZMB	823764	810478	AUTUMN	NONE

Appendix III. (cont'd)

(Abberviations: STG# = Sighting Number; HRD SZ = Dolphin Herd Size; BEAU = Beaufort Sea State; PSD = Perpendicular Distance; BOAT ASSOC. = Fishing Boat Associa

DATE	STG #	TIME	HRD SZ	AREA	BEAU	PSD	EFFORT	TYPE	NORTHING	EASTING	SEASON	BOAT ASSOC.
6-Oct-11	4	1500	6	NW LANTAU	2	151	ON	HYD-HZMB	824185	810520	AUTUMN	NONE
6-Oct-11	5	1517	2	NW LANTAU	2	96	ON	HYD-HZMB	824672	810243	AUTUMN	NONE
6-Oct-11	6	1552	1	NW LANTAU	2	ND	OFF	HYD-HZMB	825827	808442	AUTUMN	NONE
6-Oct-11	7	1615	1	NW LANTAU	2	ND	OFF	HYD-HZMB	821630	808455	AUTUMN	NONE
10-Oct-11	1	1009	3	NW LANTAU	3	183	ON	HYD-HZMB	815702	804652	AUTUMN	NONE
10-Oct-11	2	1207	9	NW LANTAU	3	382	ON	HYD-HZMB	820228	806382	AUTUMN	NONE
10-Oct-11	3	1629	3	NE LANTAU	2	167	ON	HYD-HZMB	820354	817344	AUTUMN	NONE
13-Oct-11	3	1459	2	NE LANTAU	2	42	ON	HYD-HZMB	820015	814284	AUTUMN	NONE
17-Oct-11	1	1014	6	W LANTAU	3	275	ON	HYD-HZMB	814765	802774	AUTUMN	NONE
17-Oct-11	2	1023	10	W LANTAU	3	216	ON	HYD-HZMB	814545	802165	AUTUMN	PAIR
17-Oct-11	3	1045	3	W LANTAU	3	505	ON	HYD-HZMB	812654	800769	AUTUMN	NONE
17-Oct-11	4	1116	5	W LANTAU	3	606	ON	HYD-HZMB	810461	800888	AUTUMN	NONE
17-Oct-11	5	1131	2	W LANTAU	4	ND	OFF	HYD-HZMB	809301	799700	AUTUMN	NONE
17-Oct-11	6	1136	3	W LANTAU	3	ND	OFF	HYD-HZMB	808460	799481	AUTUMN	NONE
17-Oct-11	7	1243	1	W LANTAU	3	104	ON	HYD-HZMB	809432	800473	AUTUMN	NONE
17-Oct-11	8	1324	5	W LANTAU	2	142	ON	HYD-HZMB	814203	801628	AUTUMN	NONE
17-Oct-11	9	1402	1	W LANTAU	2	328	ON	HYD-HZMB	814443	803020	AUTUMN	NONE
17-Oct-11	10	1548	1	NW LANTAU	2	583	ON	HYD-HZMB	827080	807435	AUTUMN	SHRIMP
17-Oct-11	11	1609	1	NW LANTAU	2	ND	OFF	HYD-HZMB	822562	807416	AUTUMN	NONE
28-Oct-11	1	0953	1	NW LANTAU	2	662	ON	HYD-HZMB	823699	809479	AUTUMN	NONE
28-Oct-11	2	1004	1	NW LANTAU	2	ND	OFF	HYD-HZMB	823445	809004	AUTUMN	NONE
28-Oct-11	3	1044	8	NW LANTAU	3	0	ON	HYD-HZMB	823703	807398	AUTUMN	NONE
28-Oct-11	4	1117	7	NW LANTAU	3	160	ON	HYD-HZMB	827579	807426	AUTUMN	NONE
28-Oct-11	5	1129	4	NW LANTAU	3	93	ON	HYD-HZMB	828022	807416	AUTUMN	NONE
28-Oct-11	6	1412	2	W LANTAU	3	27	ON	HYD-HZMB	811457	801220	AUTUMN	NONE
28-Oct-11	7	1418	3	W LANTAU	3	235	ON	HYD-HZMB	811467	801859	AUTUMN	NONE
28-Oct-11	8	1518	4	W LANTAU	3	64	ON	HYD-HZMB	808482	799512	AUTUMN	NONE
1-Nov-11	1	0952	2	NW LANTAU	2	ND	OFF	HYD-HZMB	816794	806746	AUTUMN	NONE
1-Nov-11	2	1021	4	NW LANTAU	2	161	ON	HYD-HZMB	819534	804649	AUTUMN	NONE
1-Nov-11	3	1135	2	NW LANTAU	1	524	ON	HYD-HZMB	828356	806387	AUTUMN	NONE
1-Nov-11	4	1153	1	NW LANTAU	2	ND	OFF	HYD-HZMB	826950	806395	AUTUMN	NONE

Appendix III. (cont'd)

(Abberviations: STG# = Sighting Number; HRD SZ = Dolphin Herd Size; BEAU = Beaufort Sea State; PSD = Perpendicular Distance; BOAT ASSOC. = Fishing Boat Associa

DATE	STG #	TIME	HRD SZ	AREA	BEAU	PSD	EFFORT	TYPE	NORTHING	EASTING	SEASON	BOAT ASSOC.
1-Nov-11	5	1156	5	NW LANTAU	2	161	ON	HYD-HZMB	826473	806394	AUTUMN	HANG
1-Nov-11	6	1405	4	NE LANTAU	2	350	ON	HYD-HZMB	821213	813245	AUTUMN	NONE
1-Nov-11	7	1416	1	NE LANTAU	2	ND	OFF	HYD-HZMB	820404	813440	AUTUMN	HANG
1-Nov-11	8	1505	8	NE LANTAU	2	277	ON	HYD-HZMB	819926	814273	AUTUMN	NONE
1-Nov-11	9	1612	4	NE LANTAU	2	159	ON	HYD-HZMB	819702	816406	AUTUMN	NONE
2-Nov-11	1	0957	2	W LANTAU	2	564	ON	HYD-HZMB	815660	803796	AUTUMN	NONE
2-Nov-11	2	1021	1	W LANTAU	2	29	ON	HYD-HZMB	814454	803072	AUTUMN	NONE
2-Nov-11	3	1026	10	W LANTAU	2	561	ON	HYD-HZMB	813723	803204	AUTUMN	NONE
2-Nov-11	4	1044	4	W LANTAU	2	316	ON	HYD-HZMB	813560	801782	AUTUMN	NONE
2-Nov-11	5	1114	1	W LANTAU	3	746	ON	HYD-HZMB	809386	801246	AUTUMN	NONE
2-Nov-11	6	1120	8	W LANTAU	3	112	ON	HYD-HZMB	809409	800793	AUTUMN	NONE
2-Nov-11	7	1144	1	W LANTAU	2	92	ON	HYD-HZMB	808449	799615	AUTUMN	NONE
2-Nov-11	8	1301	14	W LANTAU	2	303	ON	HYD-HZMB	810847	801745	AUTUMN	NONE
2-Nov-11	9	1343	4	W LANTAU	2	259	ON	HYD-HZMB	812455	800903	AUTUMN	NONE
2-Nov-11	10	1403	6	W LANTAU	2	243	ON	HYD-HZMB	814510	802959	AUTUMN	NONE
2-Nov-11	11	1501	2	NW LANTAU	2	30	ON	HYD-HZMB	826309	805353	AUTUMN	NONE
2-Nov-11	12	1513	18	NW LANTAU	2	282	ON	HYD-HZMB	828303	805357	AUTUMN	NONE
2-Nov-11	13	1555	3	NW LANTAU	2	262	ON	HYD-HZMB	827025	807425	AUTUMN	NONE
2-Nov-11	14	1601	12	NW LANTAU	2	263	ON	HYD-HZMB	826405	807424	AUTUMN	NONE
5-Nov-11	1	1018	1	NW LANTAU	2	204	ON	HYD-HZMB	817540	804645	AUTUMN	NONE
5-Nov-11	2	1025	4	NW LANTAU	2	220	ON	HYD-HZMB	818581	804647	AUTUMN	NONE
5-Nov-11	3	1110	2	NW LANTAU	2	220	ON	HYD-HZMB	826255	804663	AUTUMN	NONE
5-Nov-11	4	1121	1	NW LANTAU	2	534	ON	HYD-HZMB	827651	804666	AUTUMN	NONE
5-Nov-11	5	1138	6	NW LANTAU	1	453	ON	HYD-HZMB	830119	805104	AUTUMN	NONE
5-Nov-11	6	1153	7	NW LANTAU	1	248	ON	HYD-HZMB	829353	806389	AUTUMN	NONE
5-Nov-11	7	1208	5	NW LANTAU	1	21	ON	HYD-HZMB	827946	806397	AUTUMN	NONE
5-Nov-11	8	1321	8	NW LANTAU	2	312	ON	HYD-HZMB	825384	808431	AUTUMN	NONE
5-Nov-11	9	1516	4	NE LANTAU	1	195	ON	HYD-HZMB	820189	816376	AUTUMN	NONE
5-Nov-11	10	1524	3	NE LANTAU	2	ND	OFF	HYD-HZMB	821141	816768	AUTUMN	NONE
5-Nov-11	11	1537	2	NE LANTAU	1	136	ON	HYD-HZMB	821828	816409	AUTUMN	NONE
5-Nov-11	12	1614	2	NE LANTAU	2	193	ON	HYD-HZMB	821172	818396	AUTUMN	NONE

Appendix III. (cont'd)

(Abberviations: STG# = Sighting Number; HRD SZ = Dolphin Herd Size; BEAU = Beaufort Sea State; PSD = Perpendicular Distance; BOAT ASSOC. = Fishing Boat Associa

DATE	STG #	TIME	HRD SZ	AREA	BEAU	PSD	EFFORT	TYPE	NORTHING	EASTING	SEASON	BOAT ASSOC.
6-Nov-11	1	1447	2	NE LANTAU	4	92	ON	HYD-HZMB	822951	813237	AUTUMN	NONE
6-Nov-11	2	1543	8	NE LANTAU	3	44	ON	HYD-HZMB	819459	816292	AUTUMN	NONE
6-Nov-11	3	1605	2	NE LANTAU	2	163	ON	HYD-HZMB	819668	816808	AUTUMN	NONE
6-Nov-11	4	1611	2	NE LANTAU	2	18	ON	HYD-HZMB	819956	817303	AUTUMN	NONE
7-Nov-11	1	0922	1	NW LANTAU	2	ND	OFF	HYD-HZMB	821258	812720	AUTUMN	NONE
7-Nov-11	2	1116	8	NW LANTAU	2	790	ON	HYD-HZMB	828087	808158	AUTUMN	NONE
7-Nov-11	3	1136	4	NW LANTAU	2	59	ON	HYD-HZMB	828708	807603	AUTUMN	NONE
7-Nov-11	4	1146	3	NW LANTAU	2	160	ON	HYD-HZMB	829607	806637	AUTUMN	NONE
7-Nov-11	5	1226	6	NW LANTAU	3	ND	OFF	HYD-HZMB	823463	805358	AUTUMN	NONE
7-Nov-11	6	1411	1	W LANTAU	3	245	ON	HYD-HZMB	811458	800921	AUTUMN	NONE
7-Nov-11	7	1421	1	W LANTAU	2	ND	OFF	HYD-HZMB	811189	802075	AUTUMN	NONE
7-Nov-11	8	1424	5	W LANTAU	2	52	ON	HYD-HZMB	810991	801838	AUTUMN	NONE
7-Nov-11	9	1436	4	W LANTAU	3	68	ON	HYD-HZMB	809464	801195	AUTUMN	NONE
7-Nov-11	10	1507	3	W LANTAU	2	48	ON	HYD-HZMB	807450	800438	AUTUMN	NONE
7-Nov-11	11	1518	3	W LANTAU	2	105	ON	HYD-HZMB	806694	801756	AUTUMN	NONE
7-Nov-11	12	1537	2	W LANTAU	3	ND	OFF	HYD-HZMB	806488	799775	AUTUMN	NONE
7-Nov-11	13	1545	1	W LANTAU	3	49	ON	HYD-HZMB	806484	801755	AUTUMN	NONE
7-Nov-11	14	1554	1	W LANTAU	2	ND	OFF	HYD-HZMB	808368	801193	AUTUMN	NONE
7-Nov-11	15	1625	1	W LANTAU	3	ND	OFF	HYD-HZMB	812463	802150	AUTUMN	NONE

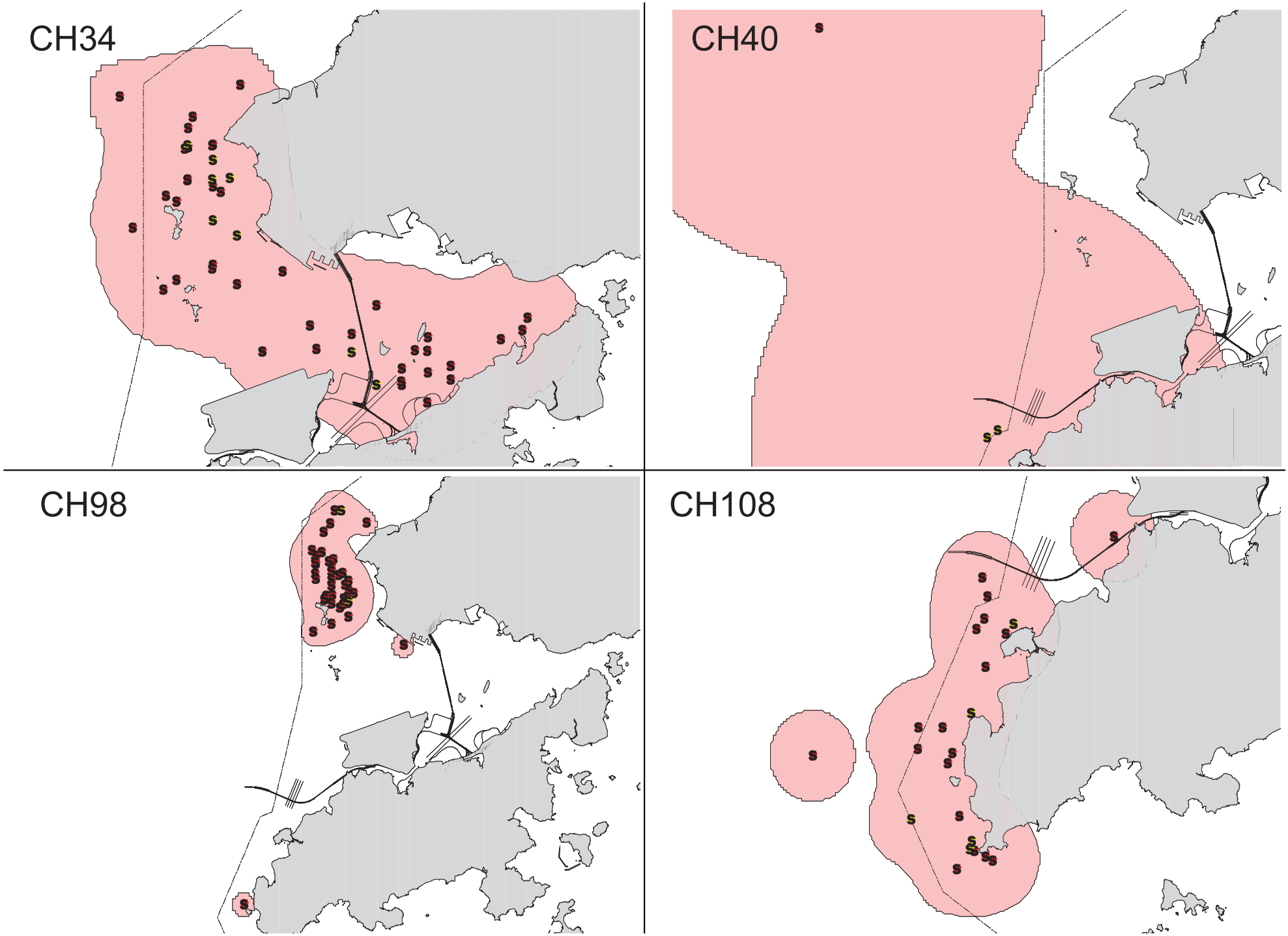

Appendix IV. Ranging patterns (95% kernel ranges) of 96 individual dolphins that were identified during HYD-HZMB baseline monitoring surveys (yellow dots: sightings made during September to November 2011)

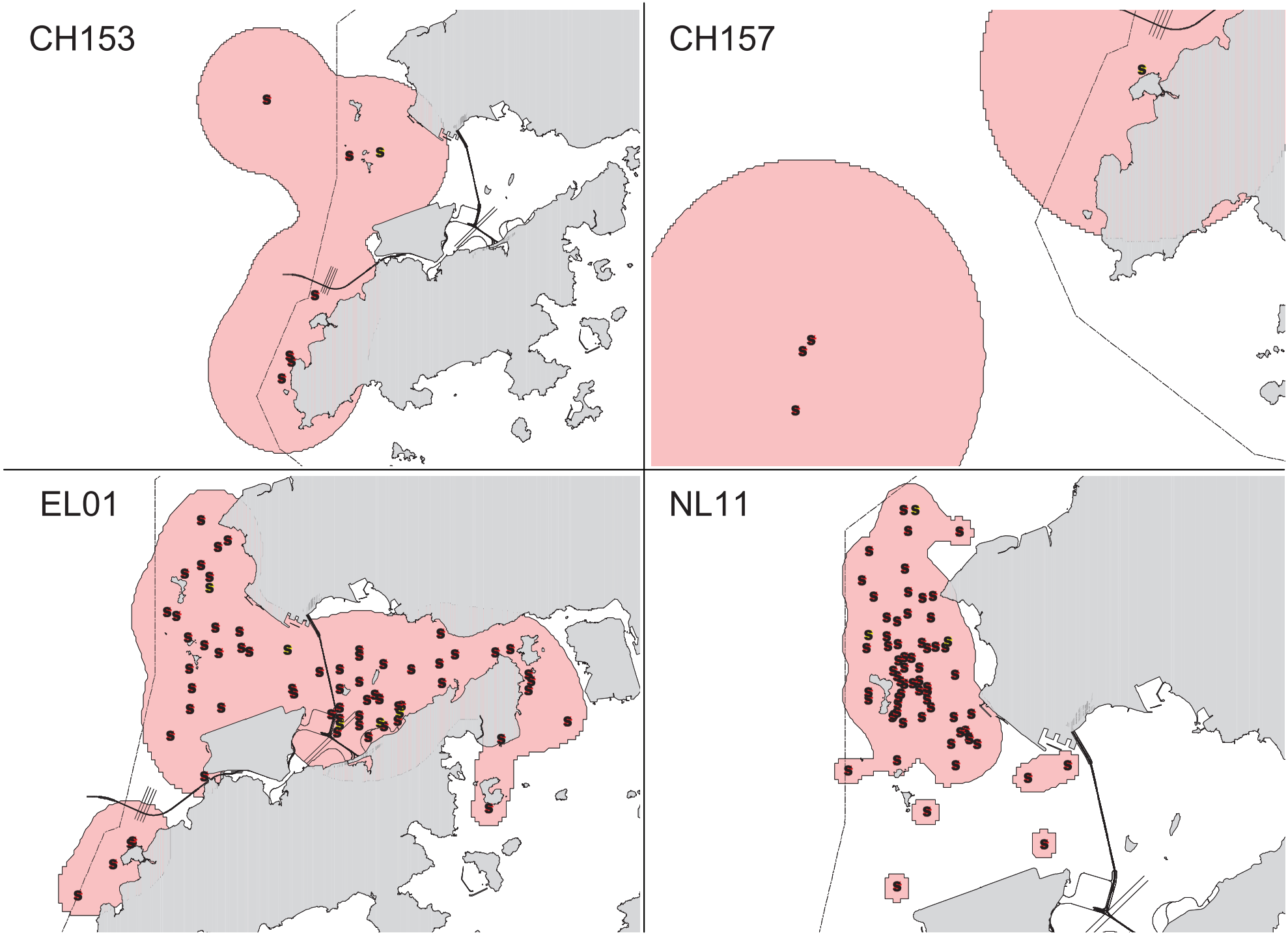

Appendix IV. (cont'd)

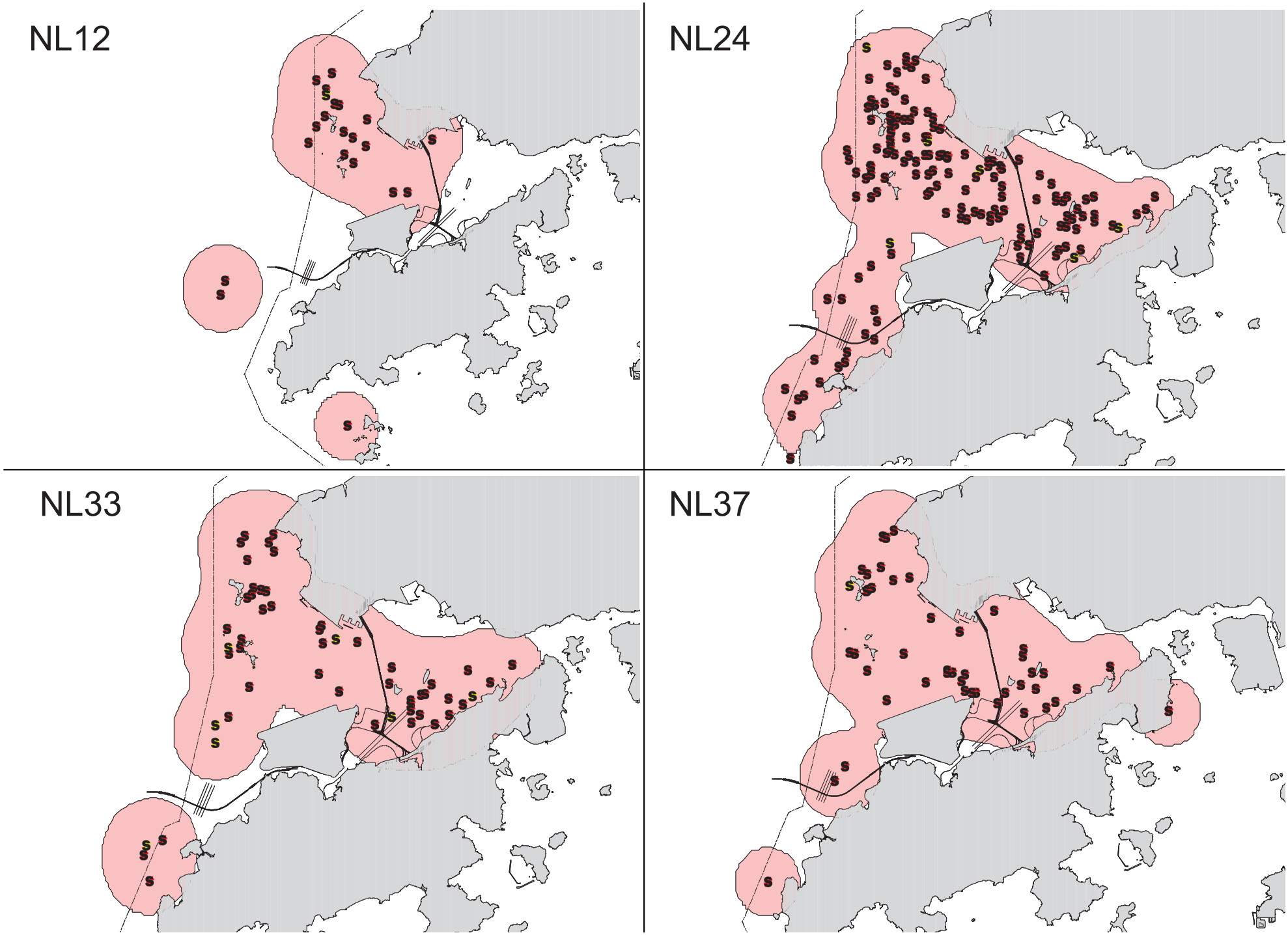

Appendix IV. (cont'd)

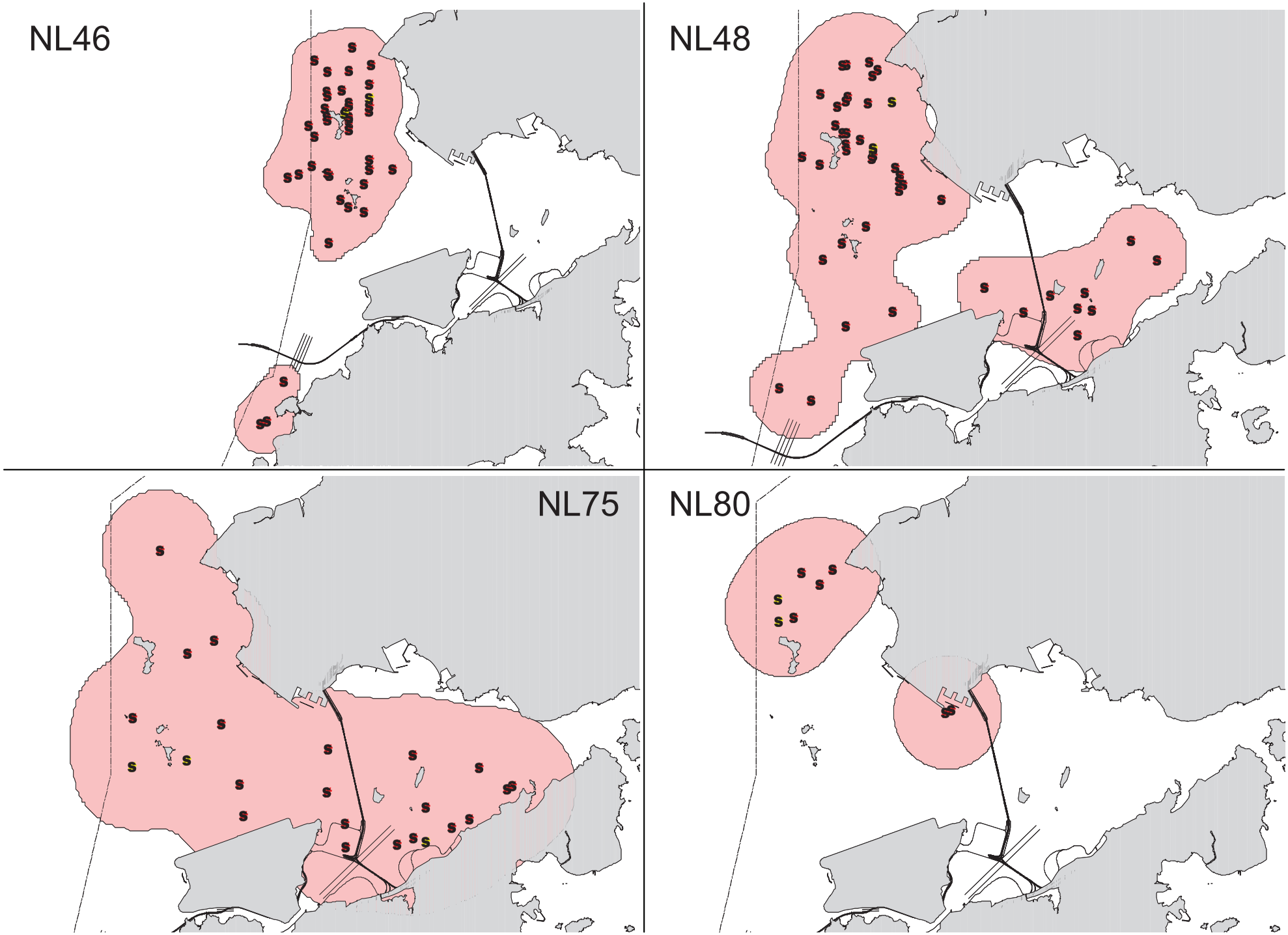

Appendix IV. (cont'd)

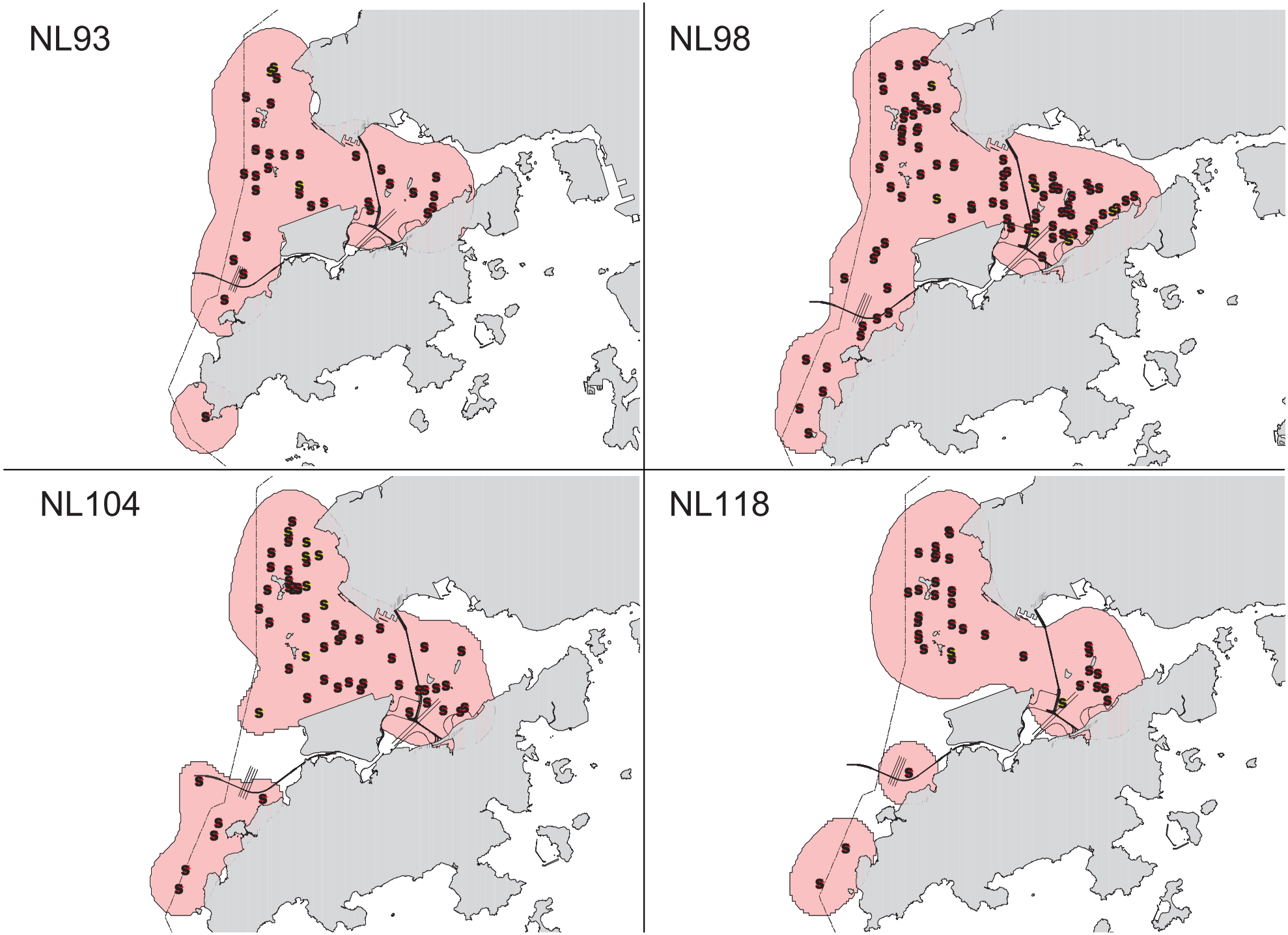

Appendix IV. (cont'd)

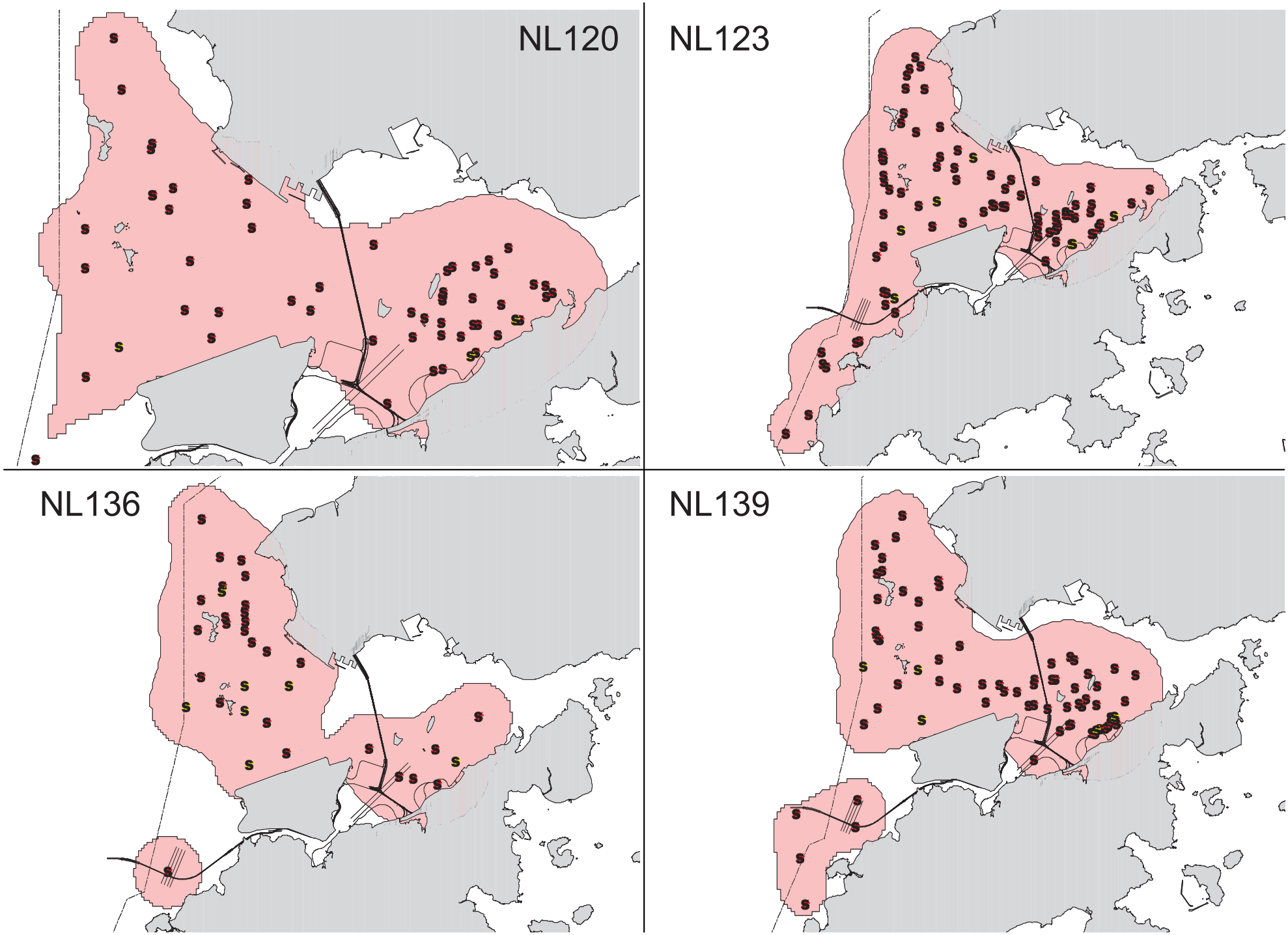

Appendix IV. (cont'd)

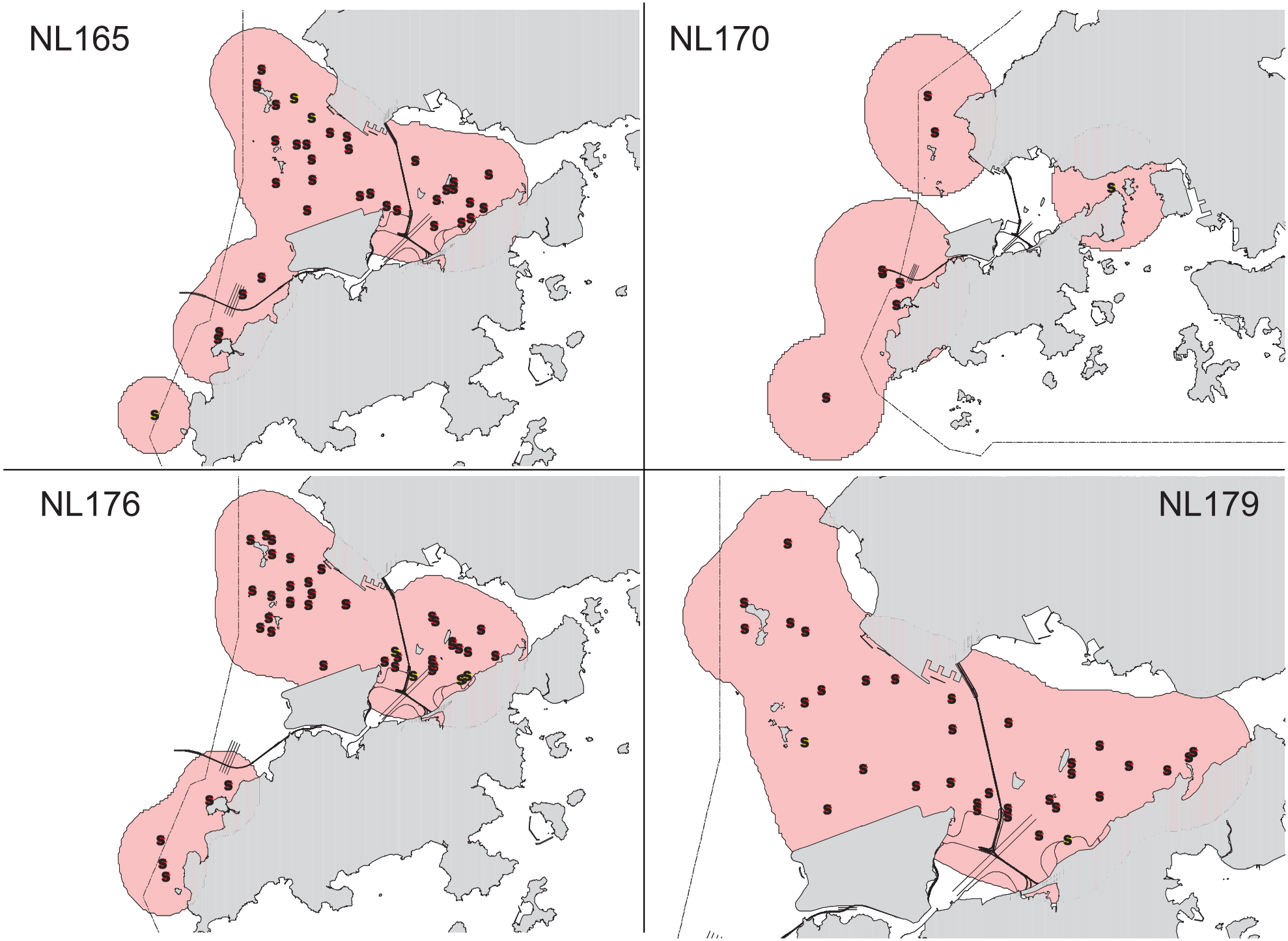

Appendix IV. (cont'd)

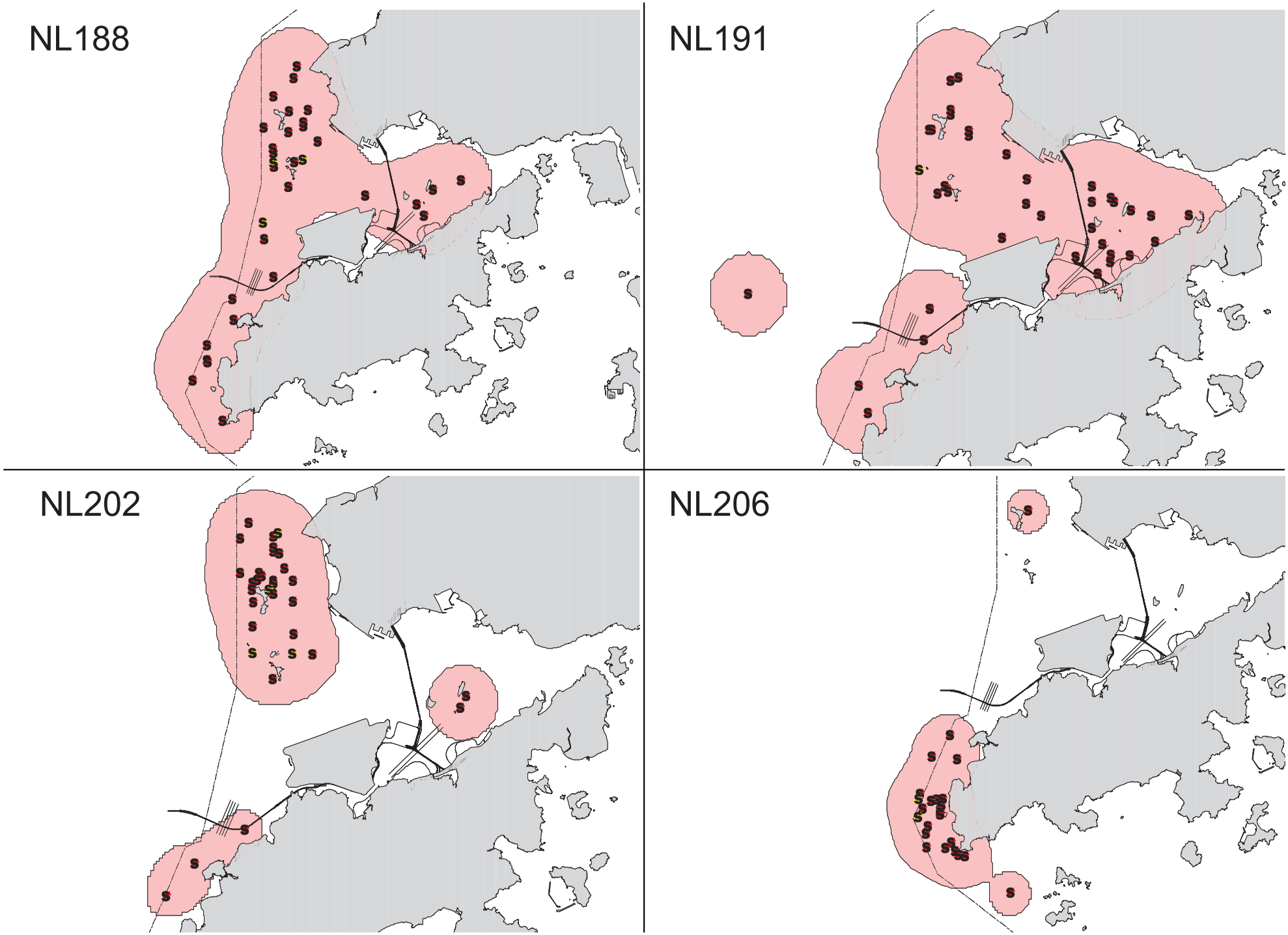

Appendix IV. (cont'd)

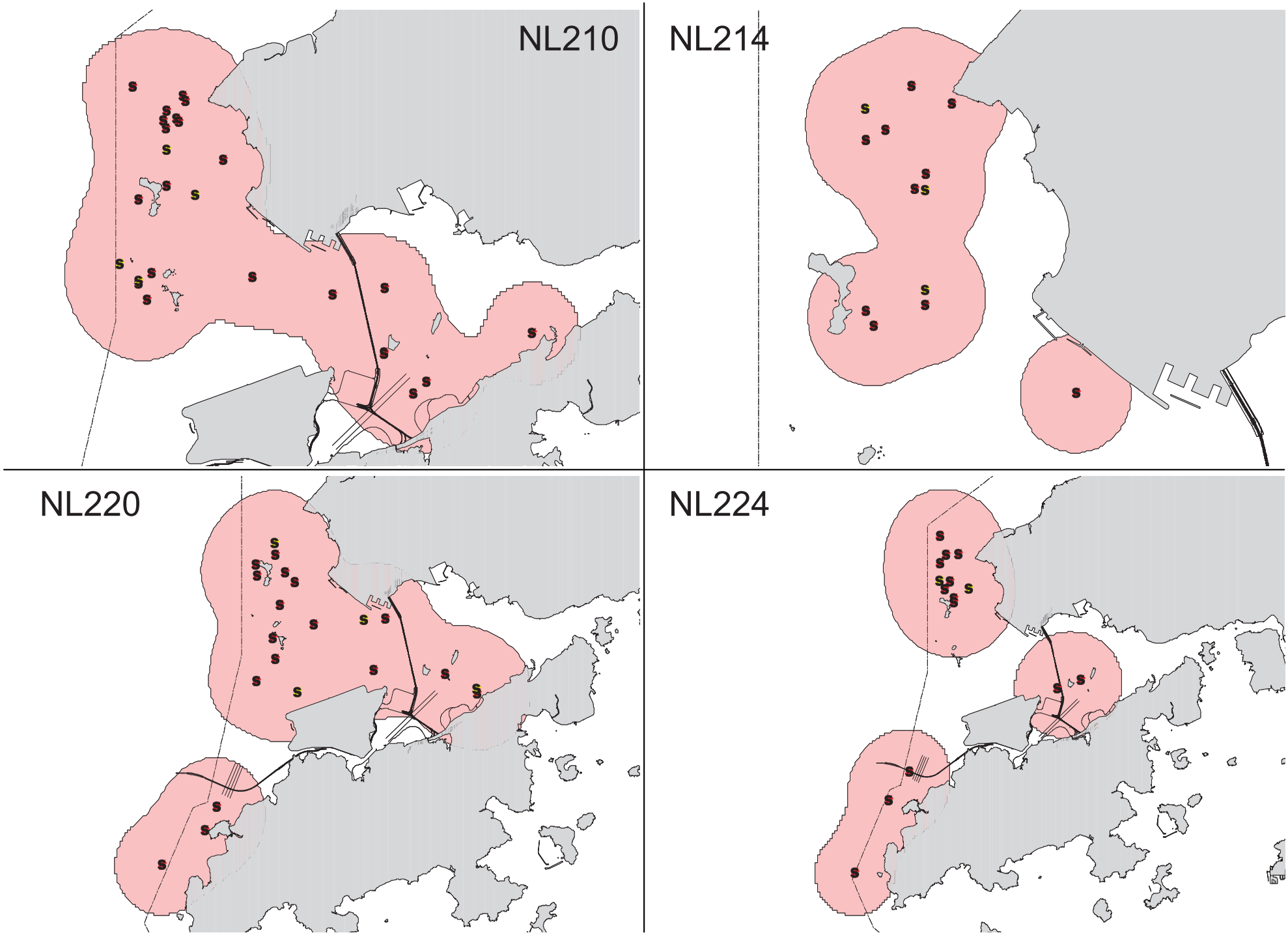

Appendix IV. (cont'd)

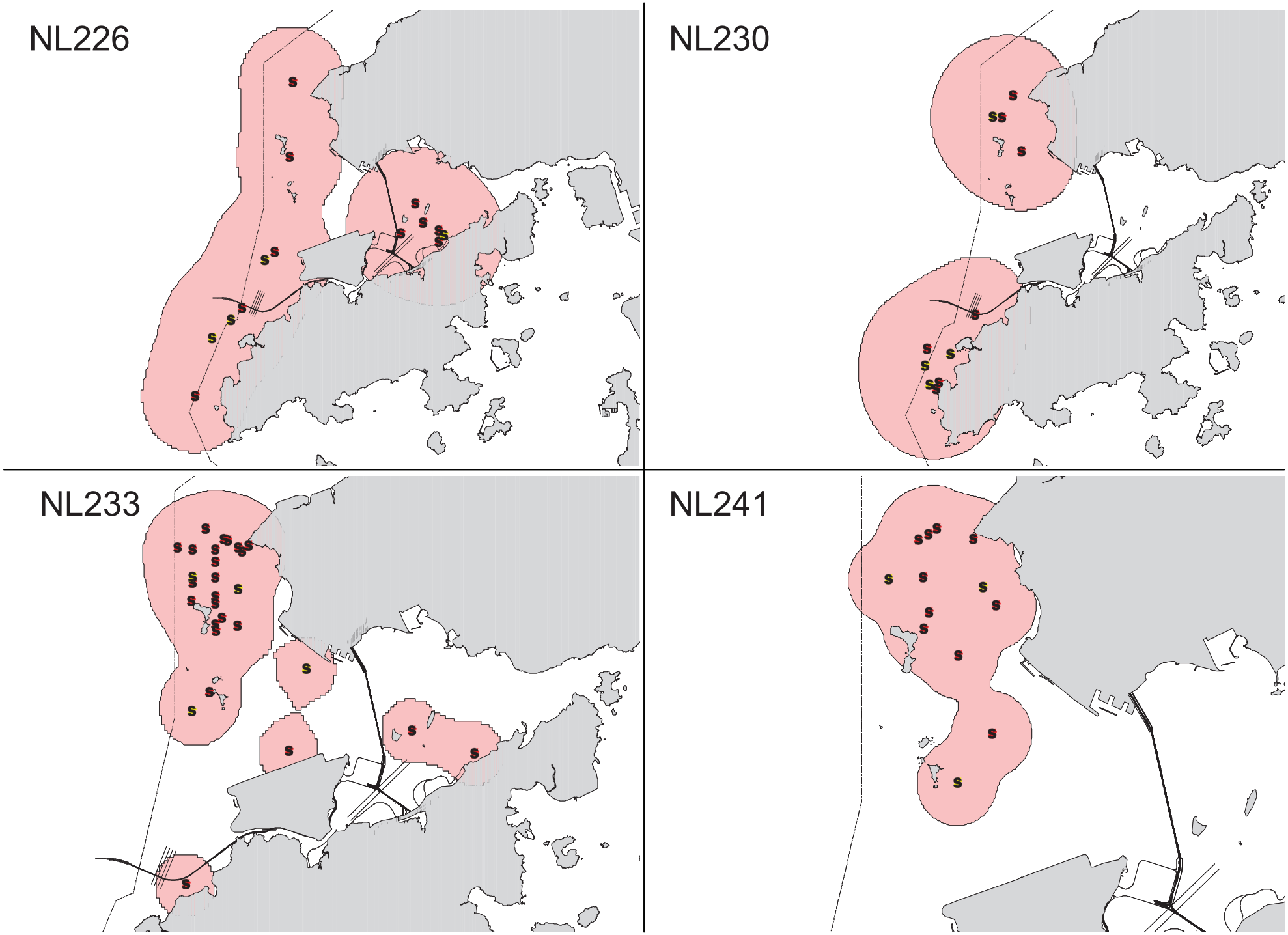

Appendix IV. (cont'd)

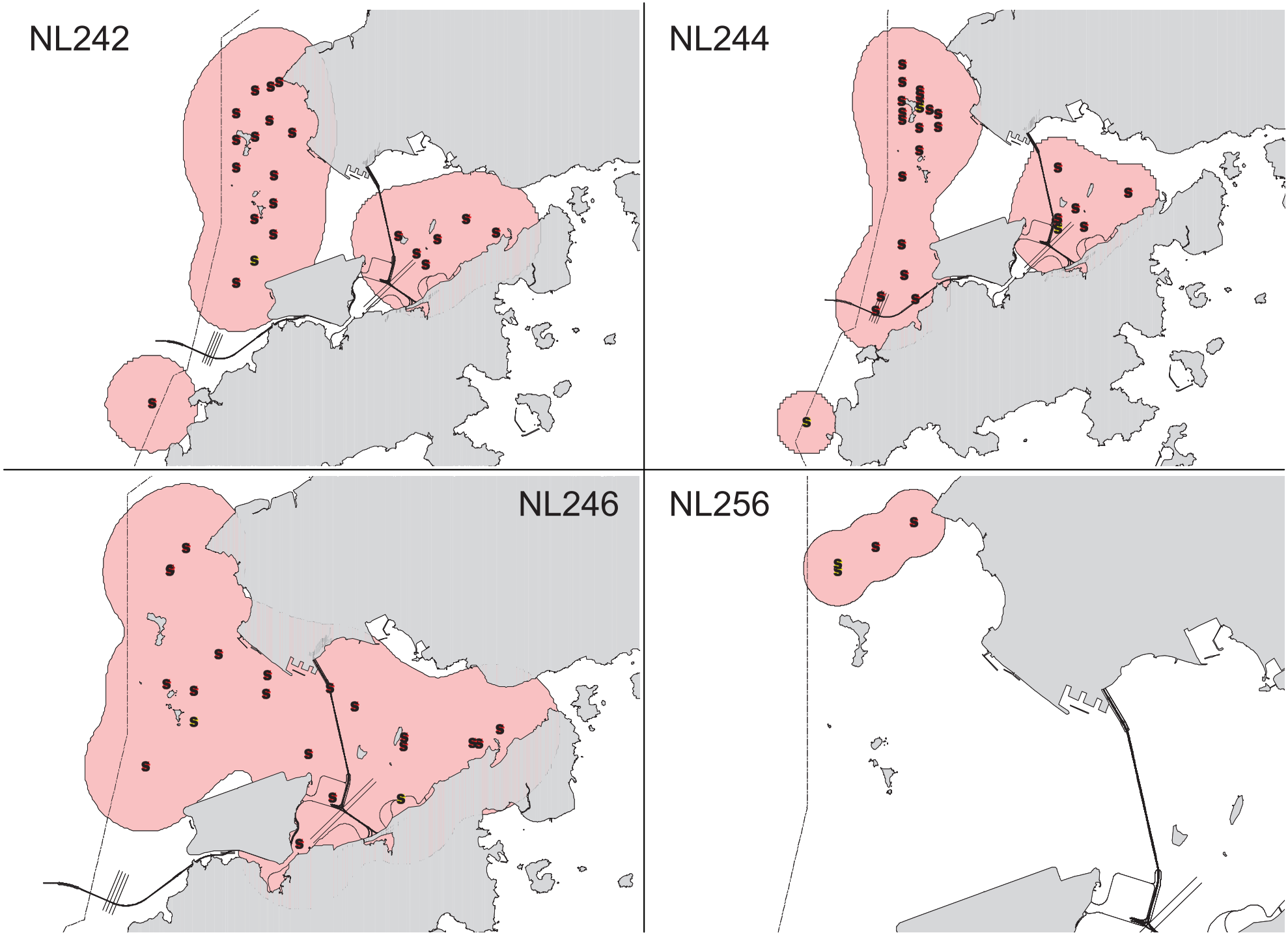

Appendix IV. (cont'd)

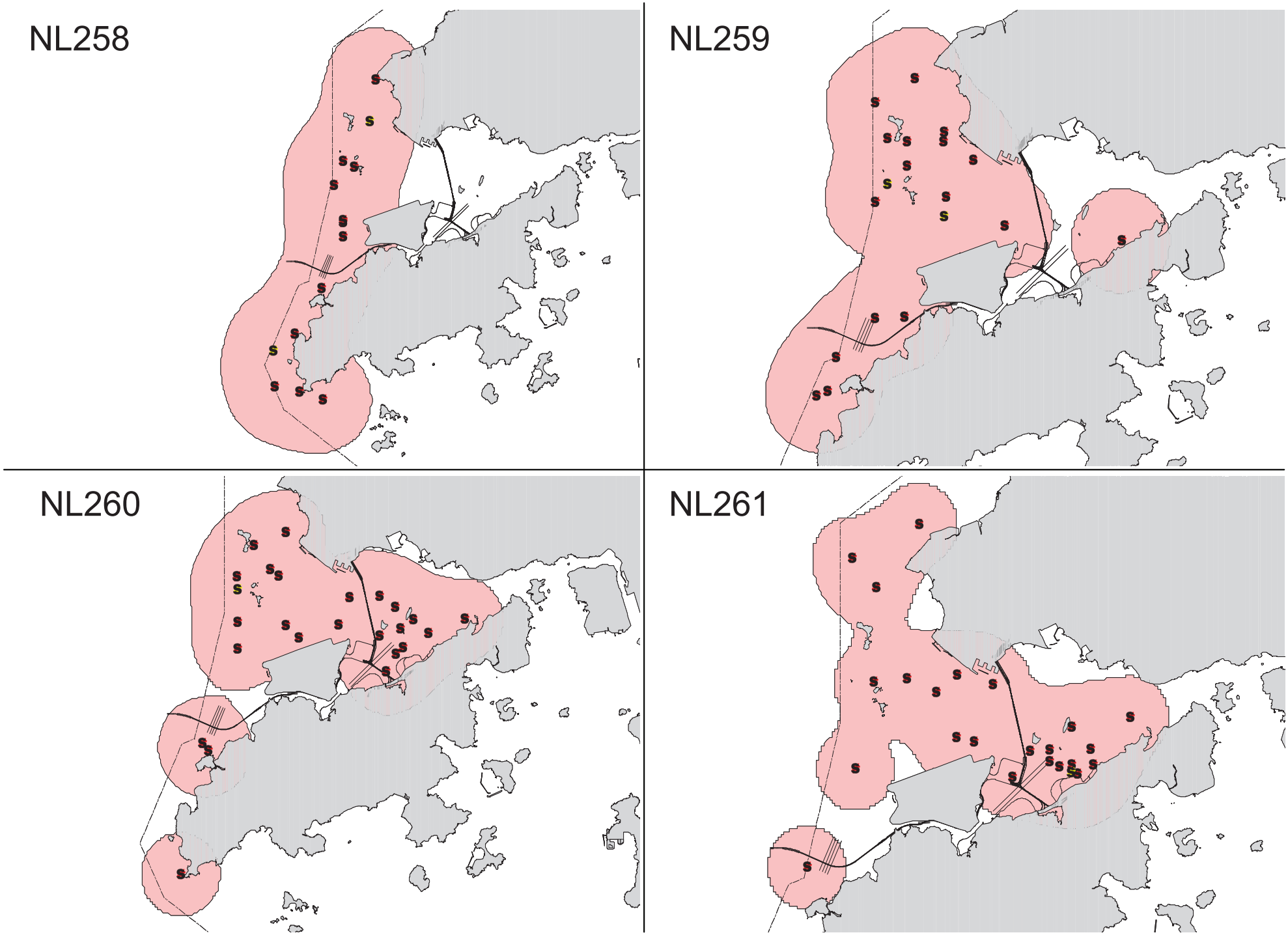

Appendix IV. (cont'd)

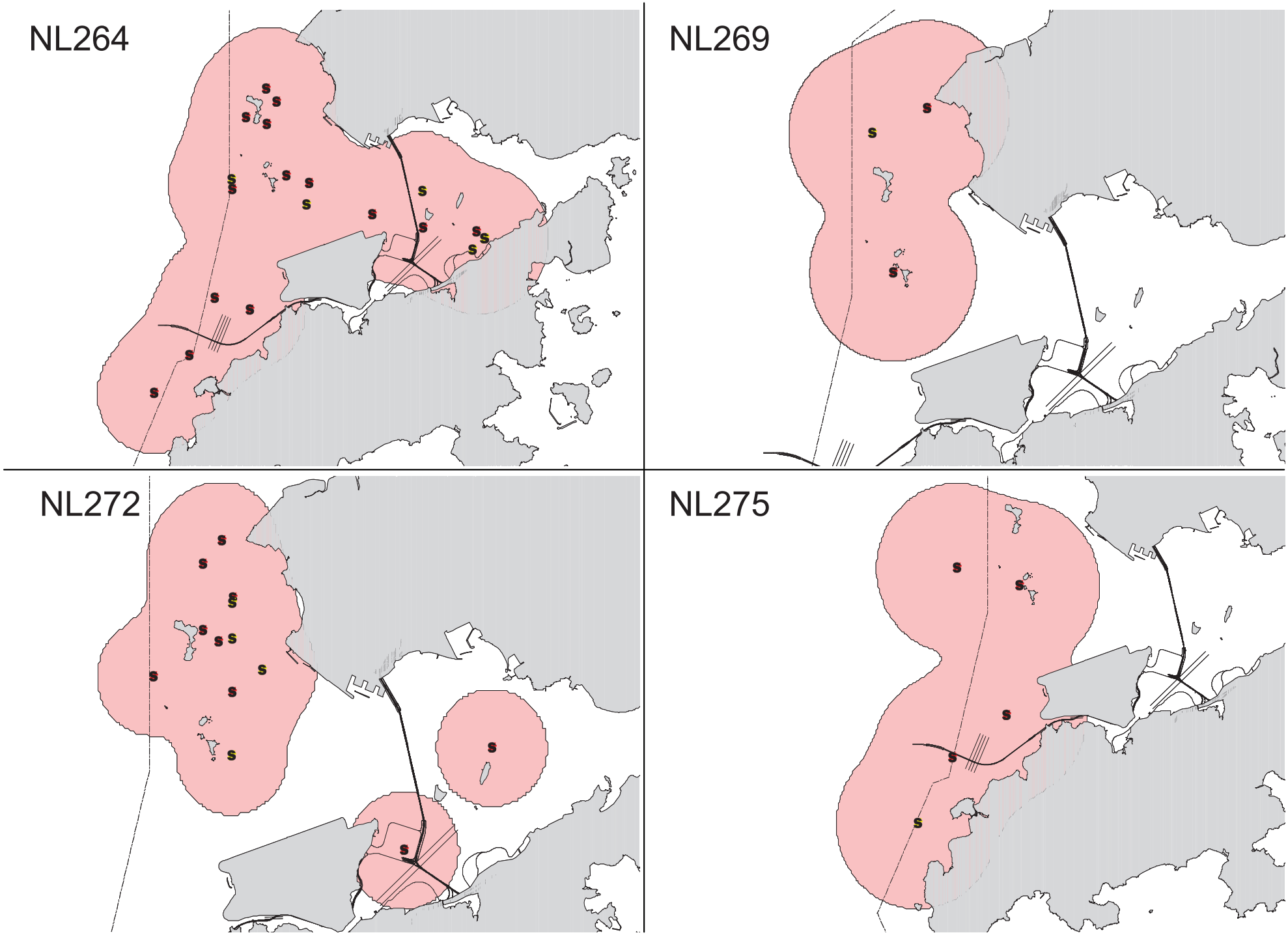

Appendix IV. (cont'd)

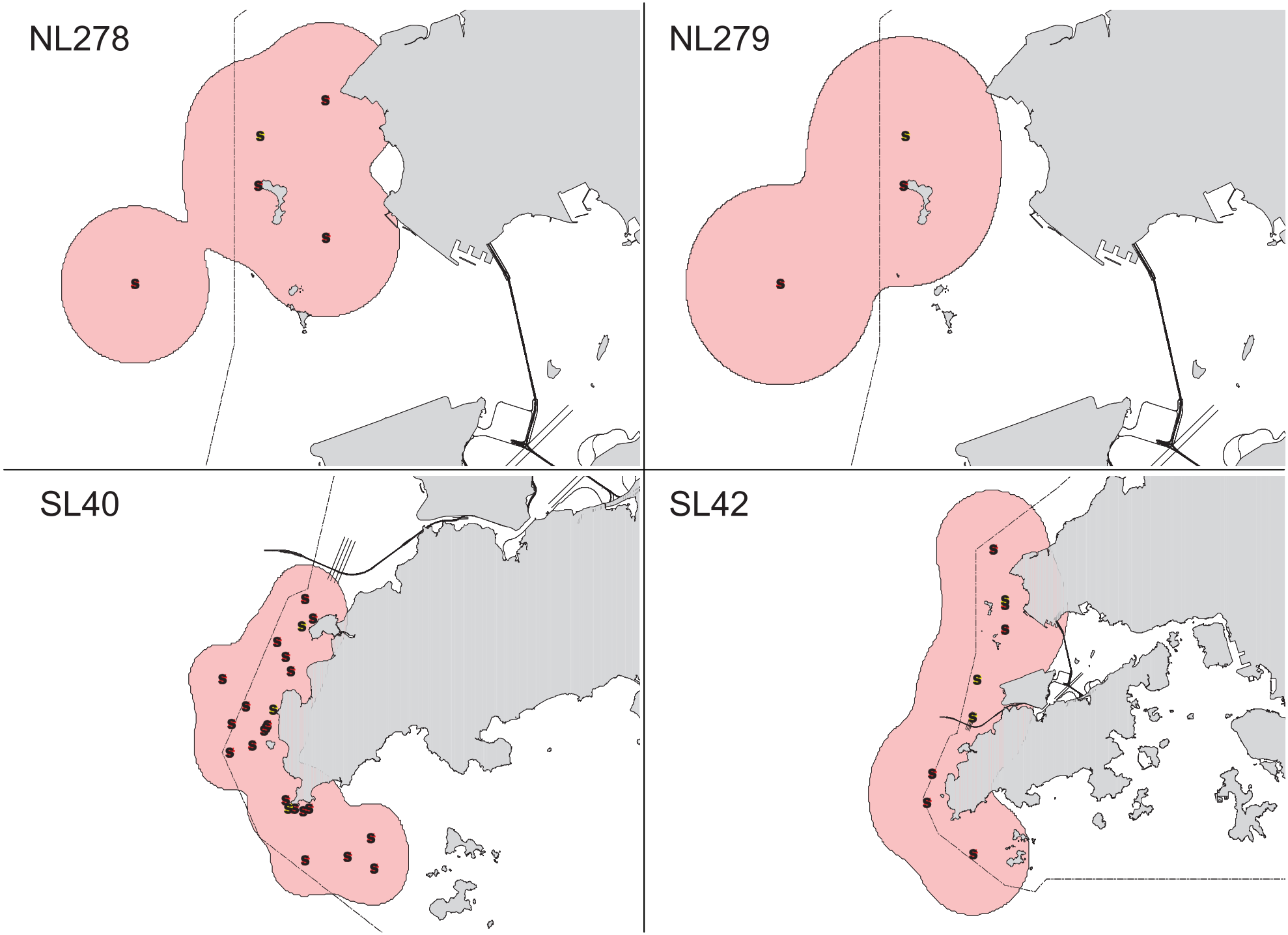

Appendix IV. (cont'd)

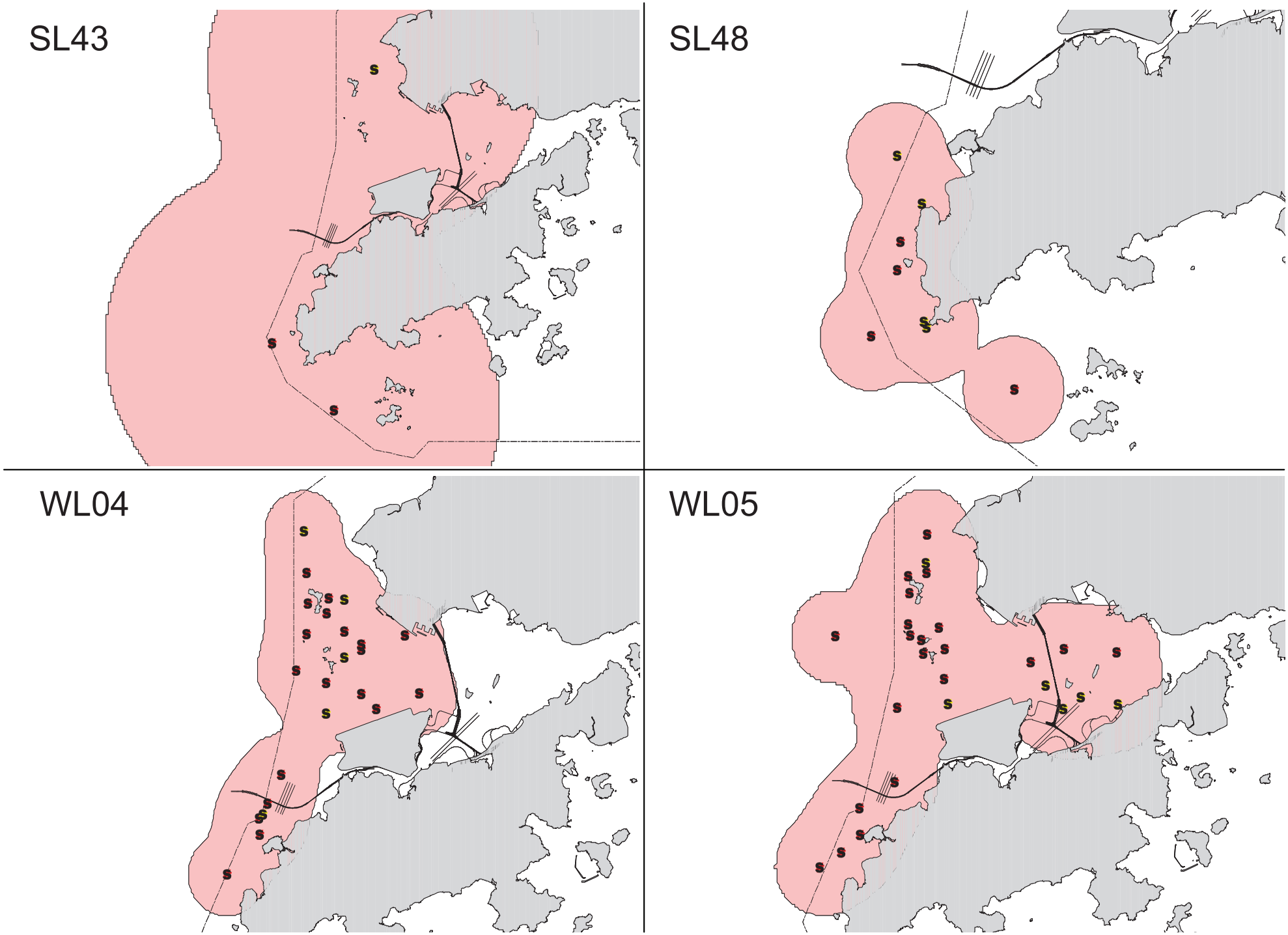

Appendix IV. (cont'd)

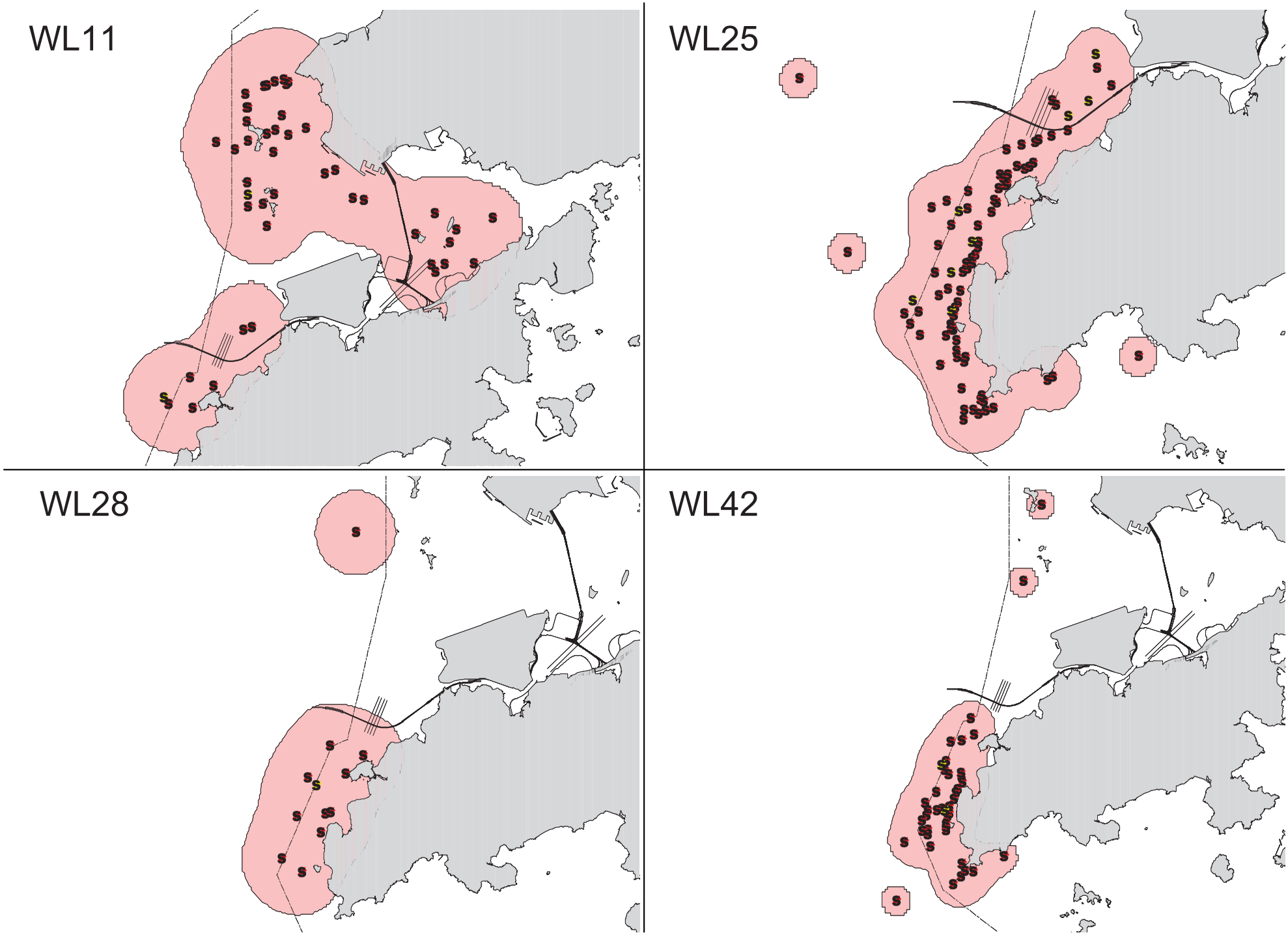

Appendix IV. (cont'd)

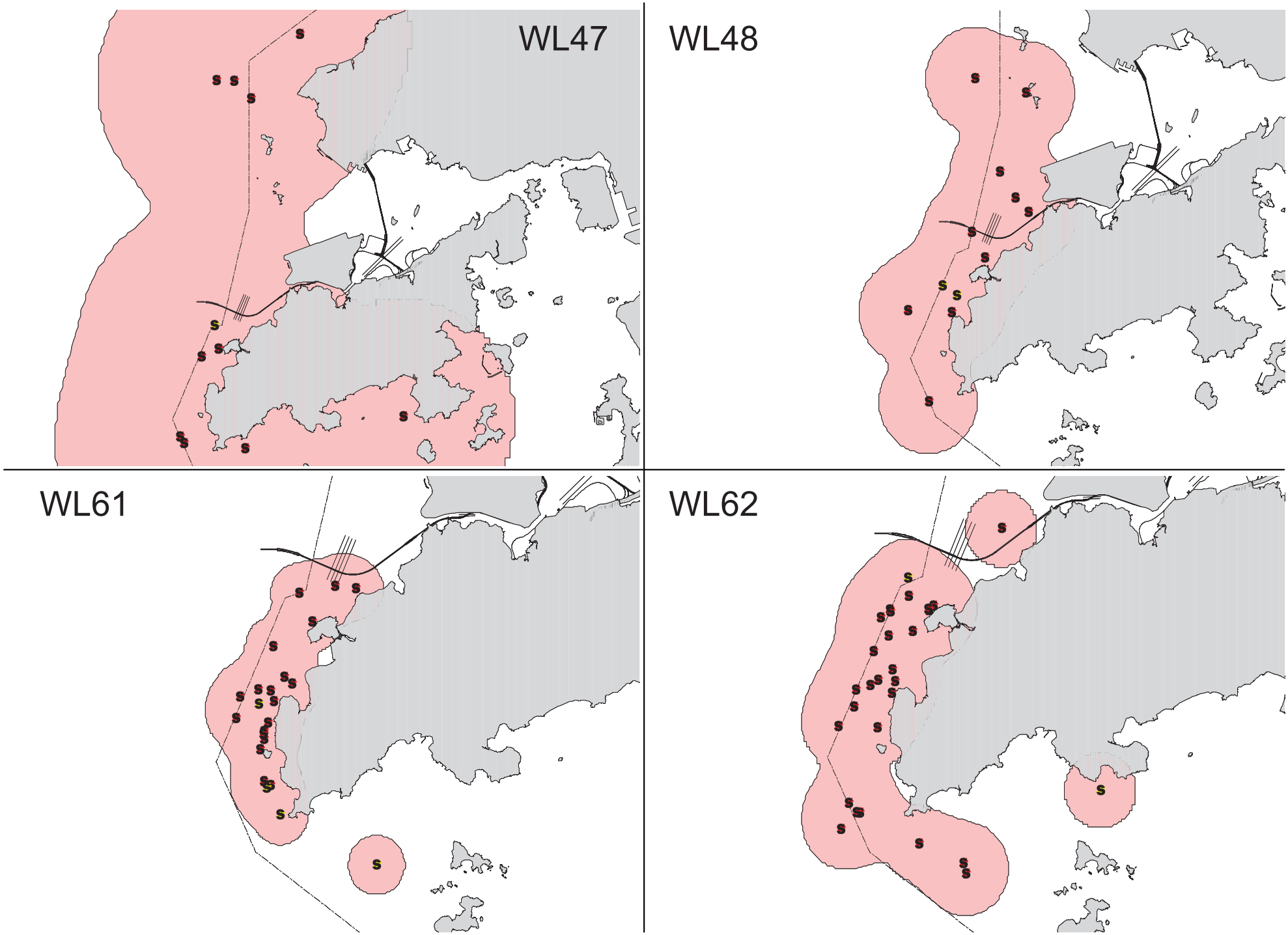

Appendix IV. (cont'd)

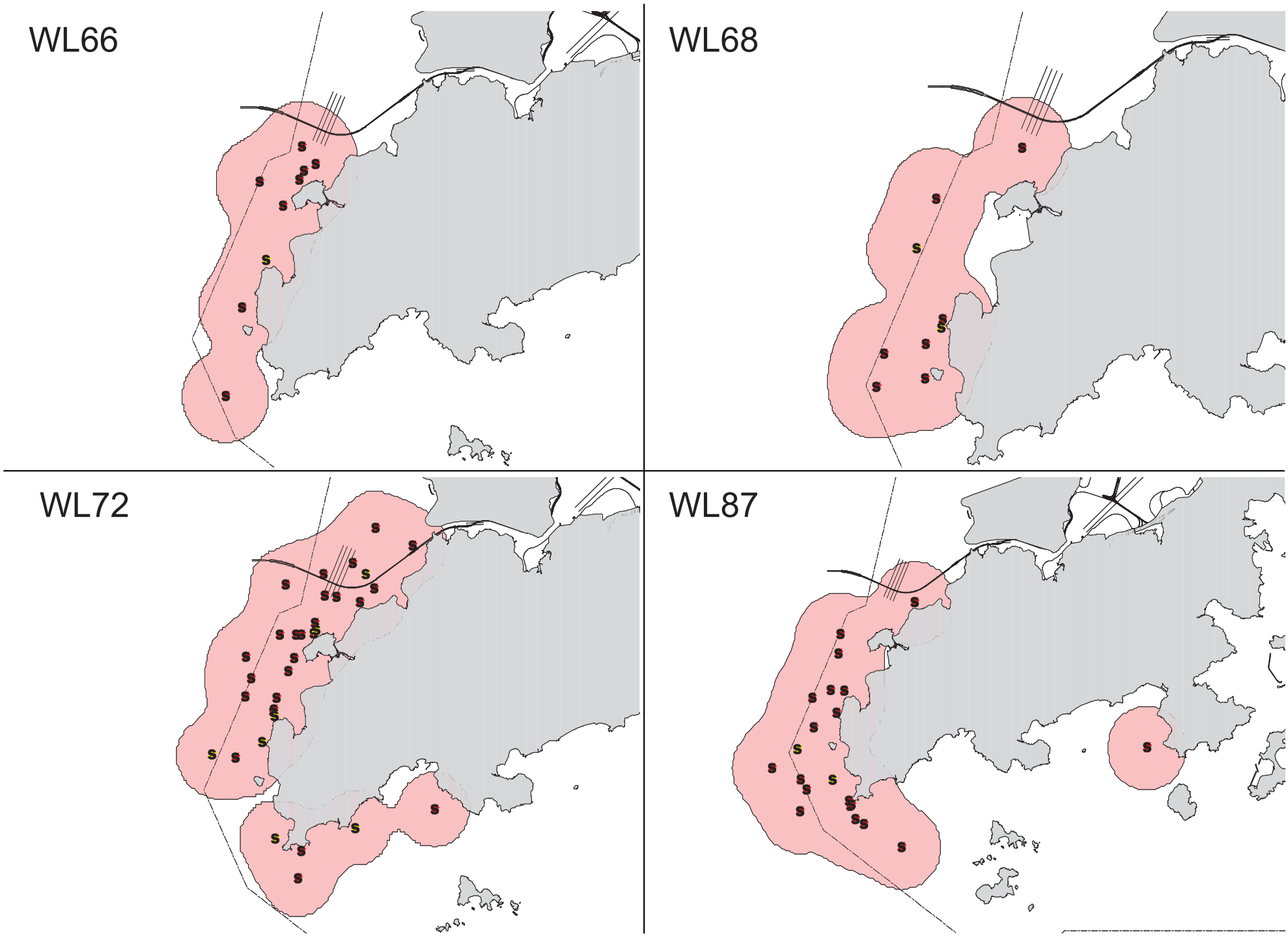

Appendix IV. (cont'd)

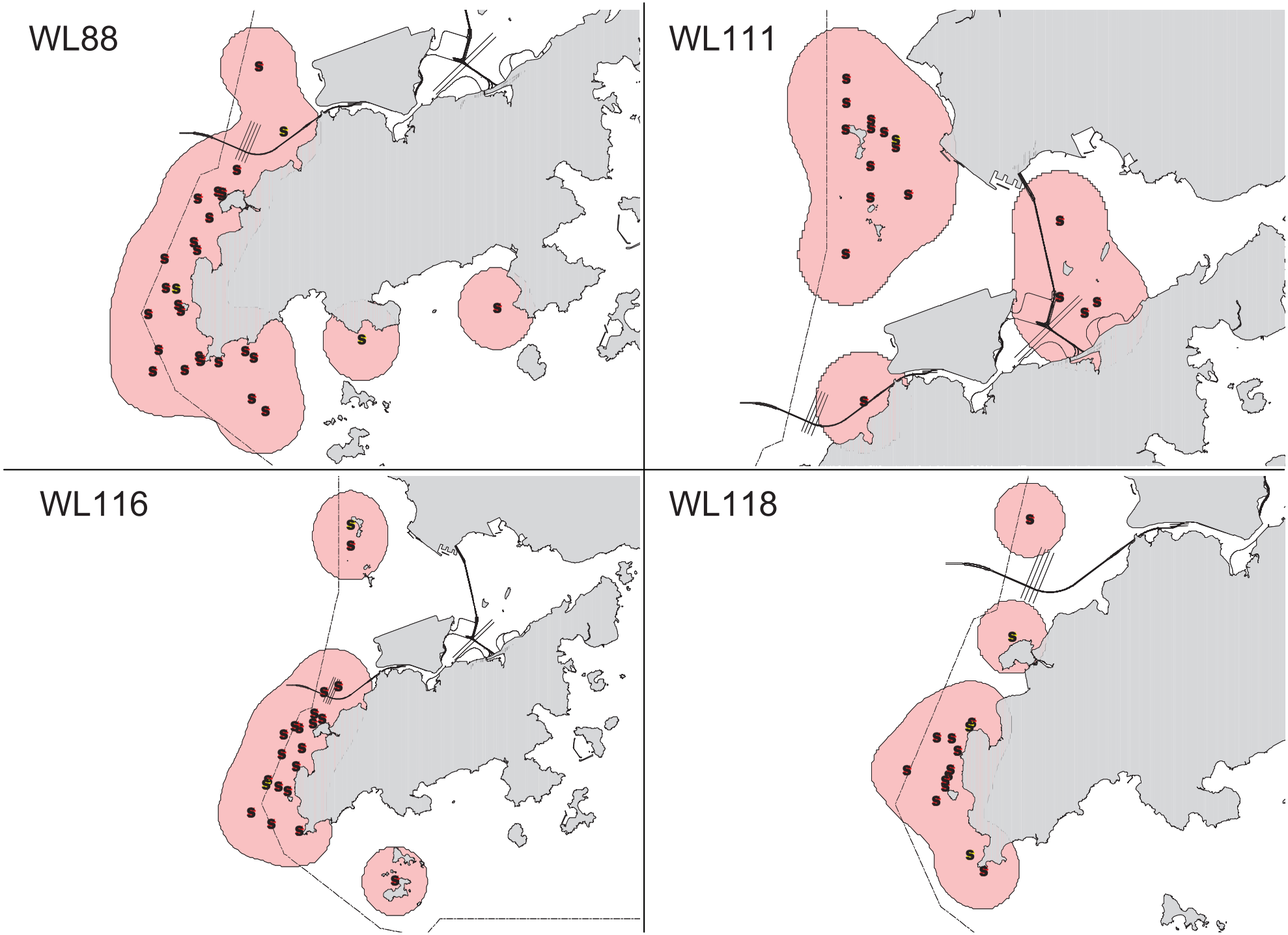

Appendix IV. (cont'd)

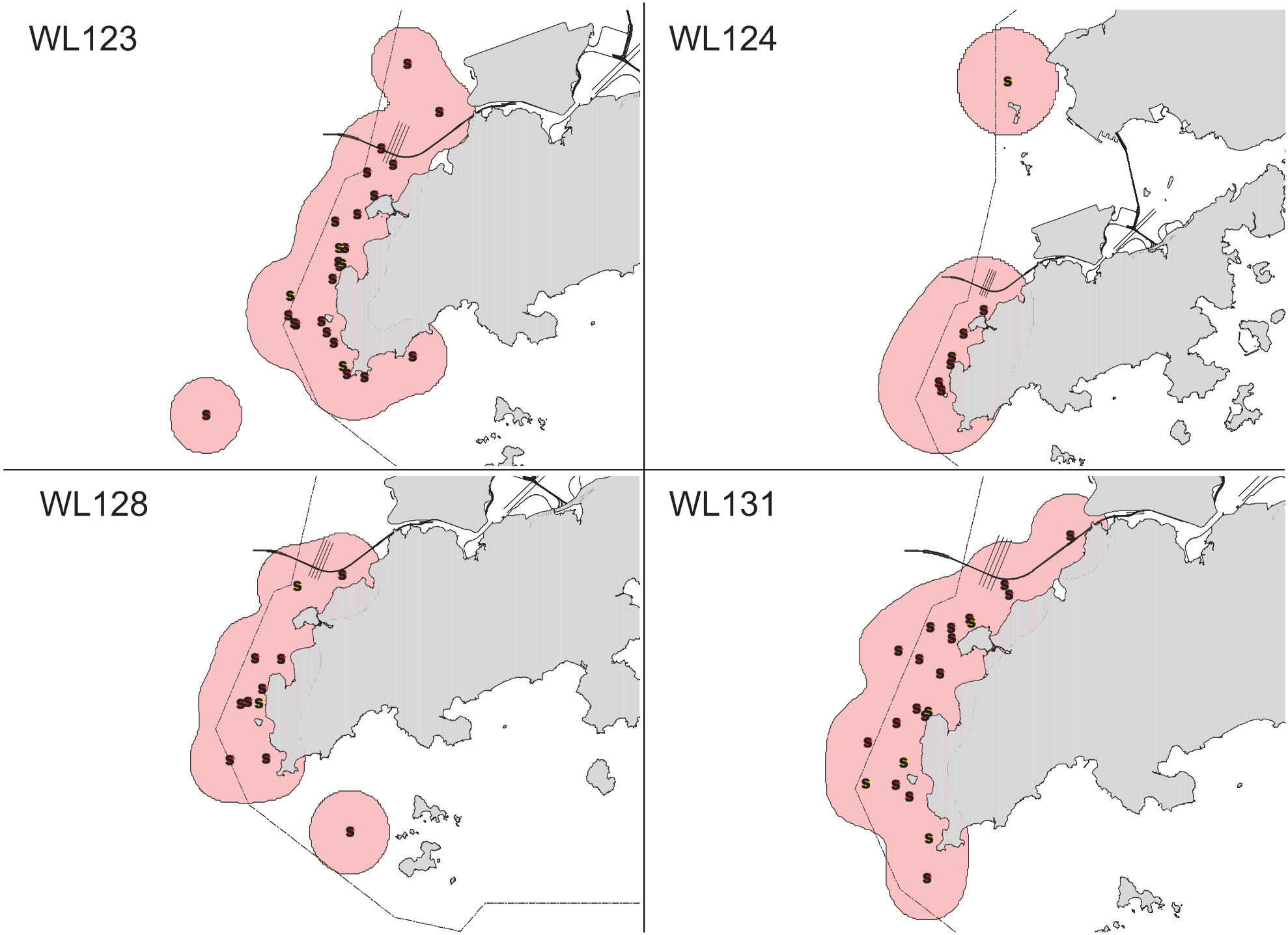

Appendix IV. (cont'd)

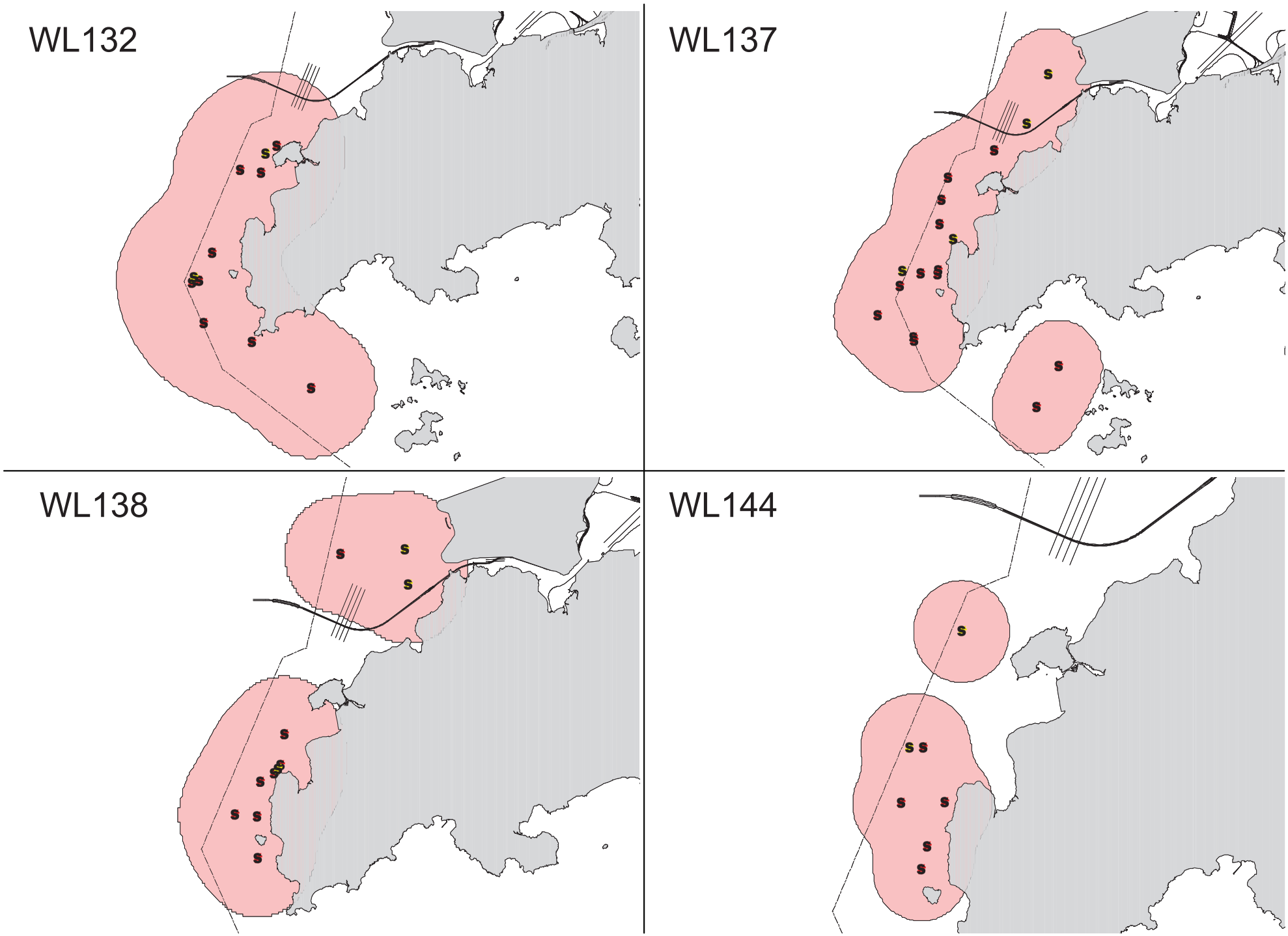

Appendix IV. (cont'd)

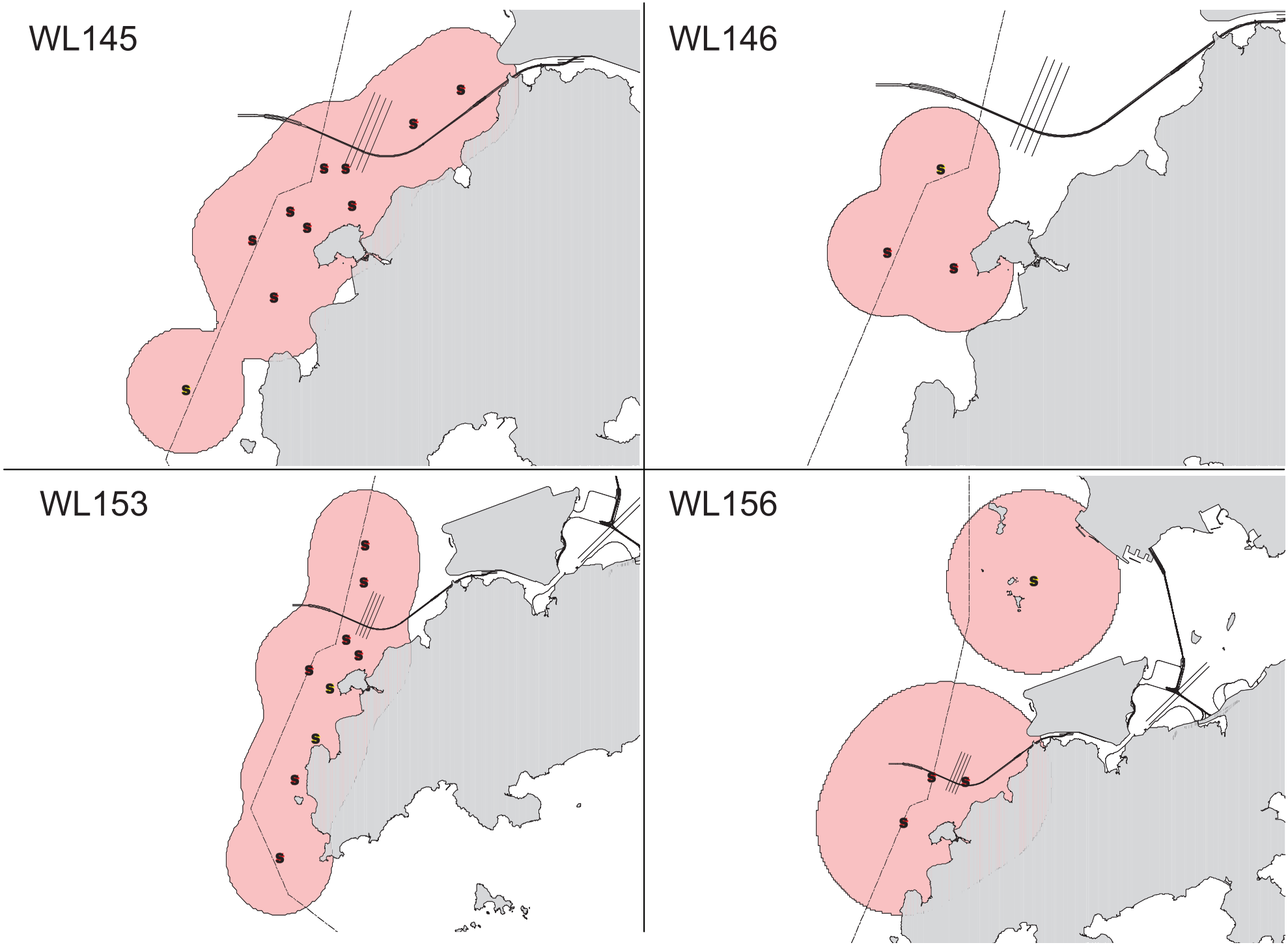

Appendix IV. (cont'd)

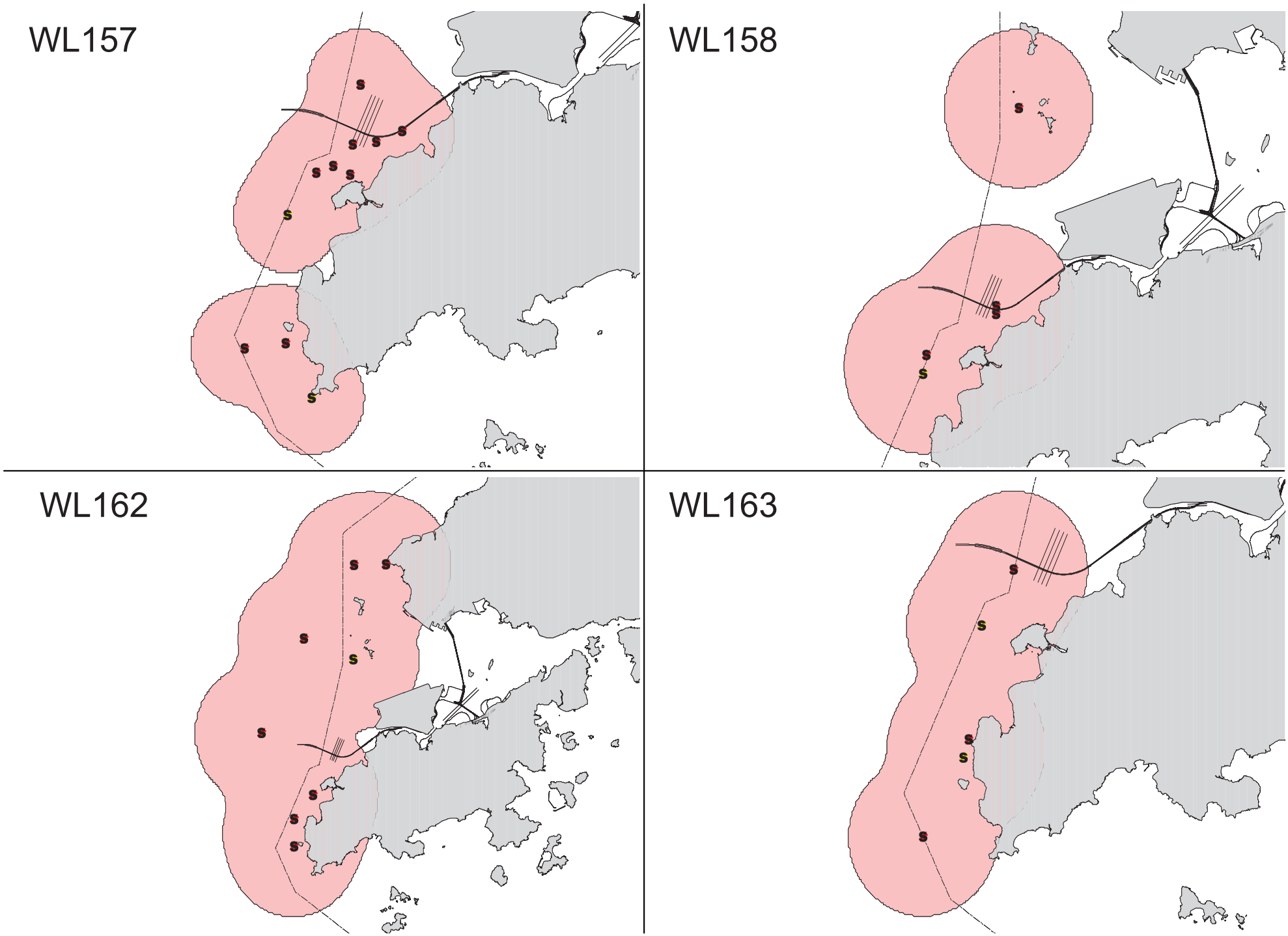

Appendix IV. (cont'd)

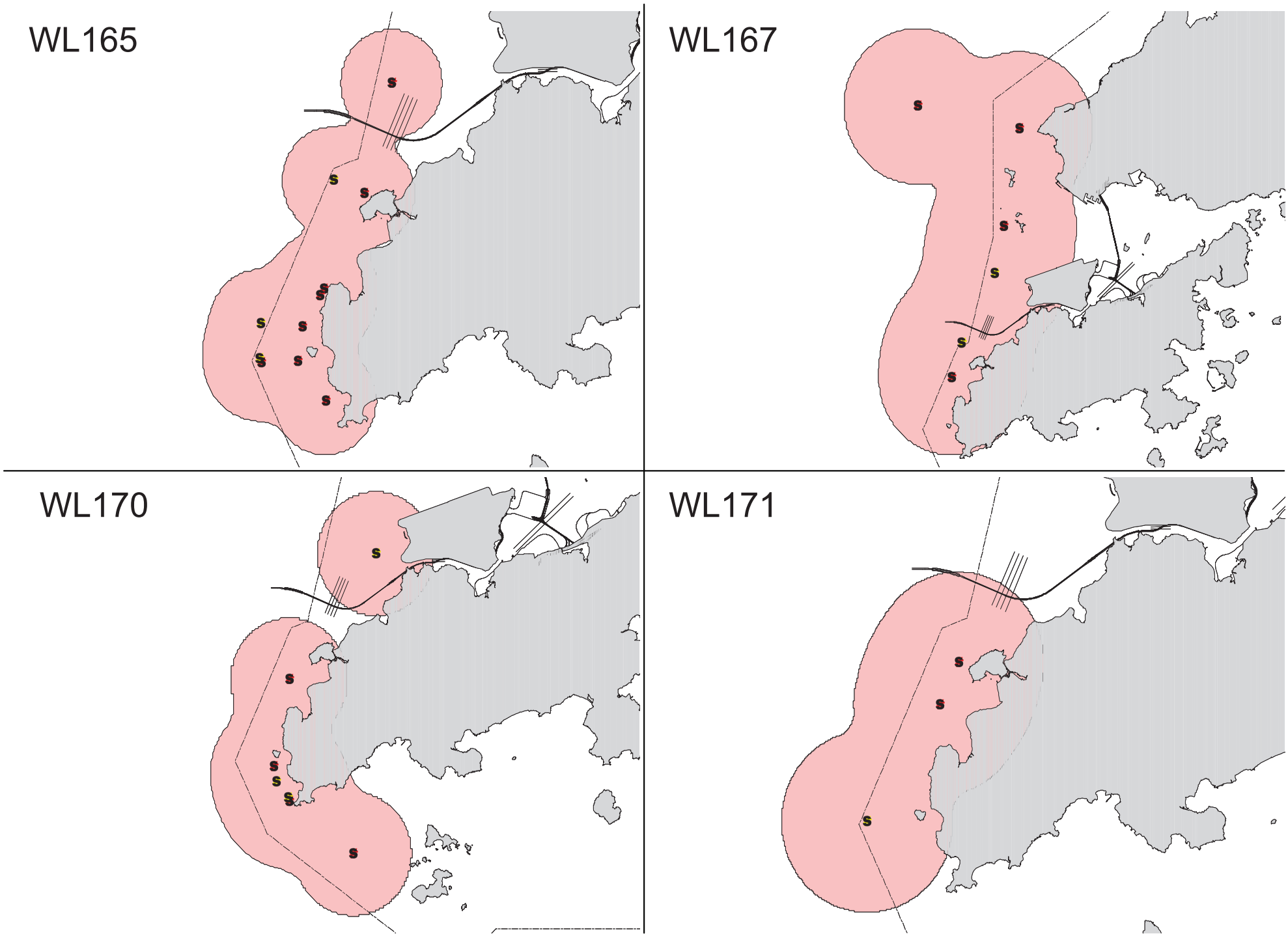

Appendix IV. (cont'd)

Annex E

Baseline Monitoring Schedule

Agreement No. CE 35/2011 (EP)
Baseline Environmental Monitoring for Hong Kong - Zhuhai - Macao Bridge Hong Kong Projects - Investigation
Baseline Water Quality Monitoring Schedule for September 2011 & October 2011 (Route 1)

Sunday	Monday	Tuesday	Wednesday	Thursday	Friday	Saturday
				1-Sep	2-Sep	**1-Oct**
2-Oct	3-Oct	4-Oct	**5-Oct**	6-Oct	7-Oct	8-Oct
				Mid-Ebb 08:21 Start Time 06:36 End Time 10:06 **Mid-Flood** 16:13 Start Time 14:28 End Time 17:58		**Mid-Ebb** 10:21 Start Time 08:36 End Time 12:06 **Mid-Flood** 17:15 Start Time 15:30 End Time 19:00
9-Oct	10-Oct	11-Oct	12-Oct	13-Oct	14-Oct	15-Oct
	Mid-Ebb 11:45 Start Time 10:00 End Time 13:30 **Mid-Flood** 18:00 Start Time 16:16 End Time 19:46		**Mid-Ebb** 12:53 Start Time 11:08 End Time 14:38 **Mid-Flood** 18:47 Start Time 17:02 End Time 20:32		**Mid-Flood** 08:09 Start Time 06:24 End Time 09:54 **Mid-Ebb** 13:52 Start Time 12:07 End Time 15:37	
16-Oct	17-Oct	18-Oct	19-Oct	20-Oct	21-Oct	22-Oct
Mid-Flood 09:27 Start Time 07:42 End Time 11:12 **Mid-Ebb** 14:52 Start Time 13:07 End Time 16:37		**Mid-Flood** 11:12 Start Time 09:27 End Time 12:57 **Mid-Ebb** 16:09 Start Time 14:24 End Time 17:54				**Mid-Ebb** 08:18 Start Time 06:33 End Time 10:03 **Mid-Flood** 15:41 Start Time 13:56 End Time 17:26
23-Oct	24-Oct	25-Oct	26-Oct	27-Oct	28-Oct	29-Oct
		Mid-Ebb 11:25 Start Time 09:40 End Time 13:10 **Mid-Flood** 17:28 Start Time 15:43 End Time 19:13		**Mid-Flood** 07:06 Start Time 05:21 End Time 08:51 **Mid-Ebb** 13:04 Start Time 11:19 End Time 14:49		**Mid-Flood** 08:53 Start Time 07:08 End Time 10:38 **Mid-Ebb** 14:40 Start Time 12:55 End Time 16:25
30-Oct	31-Oct					
	Mid-Flood 10:52 Start Time 09:07 End Time 12:37 **Mid-Ebb** 16:28 Start Time 14:43 End Time 18:13					

The schedule may be changed due to unforeseen circumstances (adverse weather, etc)

Remark: Reference was made to the tidal information at Tai O of Hong Kong Observatory

Agreement No. CE 35/2011 (EP)
Baseline Environmental Monitoring for Hong Kong - Zhuhai - Macao Bridge Hong Kong Projects - Investigation
Baseline Water Quality Monitoring Schedule for September 2011 & October 2011 (Route 2)

Sunday	Monday	Tuesday	Wednesday	Thursday	Friday	Saturday
						1-Oct
2-Oct	3-Oct	4-Oct	**5-Oct**	6-Oct	7-Oct	8-Oct
				Mid-Ebb 08:43		**Mid-Ebb** 10:38
				Start Time 06:58		Start Time 08:53
				End Time 10:28		End Time 12:23
				Mid-Flood 16:33		**Mid-Flood** 17:34
				Start Time 14:48		Start Time 15:49
				End Time 18:18		End Time 19:19
9-Oct	10-Oct	11-Oct	12-Oct	13-Oct	14-Oct	15-Oct
	Mid-Ebb 11:55		**Mid-Ebb** 12:58		**Mid-Flood** 08:22	
	Start Time 10:10		Start Time 11:13		Start Time 06:37	
	End Time 13:40		End Time 14:43		End Time 10:07	
	Mid-Flood 18:15		**Mid-Flood** 18:54		**Mid-Ebb** 14:00	
	Start Time 16:30		Start Time 17:09		Start Time 12:15	
	End Time 20:00		End Time 20:39		End Time 15:45	
16-Oct	17-Oct	18-Oct	19-Oct	20-Oct	21-Oct	22-Oct
Mid-Flood 09:44		**Mid-Flood** 11:34				**Mid-Ebb** 08:37
Start Time 07:59		Start Time 09:49				Start Time 06:52
End Time 11:29		End Time 13:19				End Time 10:22
Mid-Ebb 15:04		**Mid-Ebb** 16:20				**Mid-Flood** 15:59
Start Time 13:19		Start Time 14:35				Start Time 14:14
End Time 16:49		End Time 18:05				End Time 17:44
23-Oct	24-Oct	25-Oct	26-Oct	27-Oct	28-Oct	29-Oct
		Mid-Ebb 11:29		**Mid-Flood** 07:17		**Mid-Flood** 09:13
		Start Time 09:44		Start Time 05:32		Start Time 07:28
		End Time 13:14		End Time 09:02		End Time 10:58
		Mid-Flood 17:33		**Mid-Ebb** 13:08		**Mid-Ebb** 14:47
		Start Time 15:48		Start Time 11:23		Start Time 13:02
		End Time 19:18		End Time 14:53		End Time 16:32
30-Oct	31-Oct					
	Mid-Flood 11:07					
	Start Time 09:22					
	End Time 12:52					
	Mid-Ebb 16:23					
	Start Time 14:38					
	End Time 18:08					

The schedule may be changed due to unforeseen circumstances (adverse weather, etc)

Remark: Reference was made to the tidal information at Chek Lap Kok of Hong Kong Observatory

Agreement No. CE 35/2011 (EP)
Baseline Environmental Monitoring for Hong Kong - Zhuhai - Macao Bridge Hong Kong Projects - Investigation
Baseline Water Quality Monitoring Schedule for September 2011 & October 2011 (Route 3)

Sunday	Monday	Tuesday	Wednesday	Thursday	Friday	Saturday
						1-Oct
2-Oct	3-Oct	4-Oct	**5-Oct**	6-Oct	7-Oct	8-Oct
				Mid-Ebb 08:43		**Mid-Ebb** 10:38
				Start Time 06:58		Start Time 08:53
				End Time 10:28		End Time 12:23
				Mid-Flood 16:33		**Mid-Flood** 17:34
				Start Time 14:48		Start Time 15:49
				End Time 18:18		End Time 19:19
9-Oct	10-Oct	11-Oct	12-Oct	13-Oct	14-Oct	15-Oct
	Mid-Ebb 11:55		**Mid-Ebb** 12:58		**Mid-Flood** 08:22	
	Start Time 10:10		Start Time 11:13		Start Time 06:37	
	End Time 13:40		End Time 14:43		End Time 10:07	
	Mid-Flood 18:15		**Mid-Flood** 18:54		**Mid-Ebb** 14:00	
	Start Time 16:30		Start Time 17:09		Start Time 12:15	
	End Time 20:00		End Time 20:39		End Time 15:45	
16-Oct	17-Oct	18-Oct	19-Oct	20-Oct	21-Oct	22-Oct
Mid-Flood 09:44		**Mid-Flood** 11:34				**Mid-Ebb** 08:37
Start Time 07:59		Start Time 09:49				Start Time 06:52
End Time 11:29		End Time 13:19				End Time 10:22
Mid-Ebb 15:04		**Mid-Ebb** 16:20				**Mid-Flood** 15:59
Start Time 13:19		Start Time 14:35				Start Time 14:14
End Time 16:49		End Time 18:05				End Time 17:44
23-Oct	24-Oct	25-Oct	26-Oct	27-Oct	28-Oct	29-Oct
		Mid-Ebb 11:29		**Mid-Flood** 07:17		**Mid-Flood** 09:13
		Start Time 09:44		Start Time 05:32		Start Time 07:28
		End Time 13:14		End Time 09:02		End Time 10:58
		Mid-Flood 17:33		**Mid-Ebb** 13:08		**Mid-Ebb** 14:47
		Start Time 15:48		Start Time 11:23		Start Time 13:02
		End Time 19:18		End Time 14:53		End Time 16:32
30-Oct	31-Oct					
	Mid-Flood 11:07					
	Start Time 09:22					
	End Time 12:52					
	Mid-Ebb 16:23					
	Start Time 14:38					
	End Time 18:08					

The schedule may be changed due to unforeseen circumstances (adverse weather, etc)

Remark: Reference was made to the tidal information at Chek Lap Kok of Hong Kong Observatory

Agreement No. CE 35/2011 (EP)
Baseline Environmental Monitoring for Hong Kong - Zhuhai - Macao Bridge Hong Kong Projects - Investigation
Baseline Water Quality Monitoring Schedule for September 2011 & October 2011 (Route 4)

Sunday	Monday	Tuesday	Wednesday	Thursday	Friday	Saturday
				1-Sep	2-Sep	**1-Oct**
2-Oct	3-Oct	4-Oct	**5-Oct**	6-Oct	7-Oct	8-Oct
				Mid-Ebb 08:41		**Mid-Ebb** 10:36
				Start Time 06:56		Start Time 08:51
				End Time 10:26		End Time 12:21
				Mid-Flood 16:27		**Mid-Flood** 17:28
				Start Time 14:42		Start Time 15:43
				End Time 18:12		End Time 19:13
9-Oct	10-Oct	11-Oct	12-Oct	13-Oct	14-Oct	15-Oct
	Mid-Ebb 11:56		**Mid-Ebb** 12:58		**Mid-Flood** 08:20	
	Start Time 10:11		Start Time 11:13		Start Time 06:35	
	End Time 13:41		End Time 14:43		End Time 10:05	
	Mid-Flood 18:13		**Mid-Flood** 18:52		**Mid-Ebb** 13:57	
	Start Time 16:28		Start Time 17:07		Start Time 12:12	
	End Time 19:58		End Time 20:37		End Time 15:42	
16-Oct	17-Oct	18-Oct	19-Oct	20-Oct	21-Oct	22-Oct
Mid-Flood 09:41		**Mid-Flood** 11:32				**Mid-Ebb** 08:33
Start Time 07:56		Start Time 09:47				Start Time 06:48
End Time 11:26		End Time 13:17				End Time 10:18
Mid-Ebb 15:01		**Mid-Ebb** 16:20				**Mid-Flood** 15:55
Start Time 13:16		Start Time 14:35				Start Time 14:10
End Time 16:46		End Time 18:05				End Time 17:40
23-Oct	24-Oct	25-Oct	26-Oct	27-Oct	28-Oct	29-Oct
		Mid-Ebb 11:28		**Mid-Flood** 07:13		**Mid-Flood** 09:09
		Start Time 09:43		Start Time 05:28		Start Time 07:24
		End Time 13:13		End Time 08:58		End Time 10:54
		Mid-Flood 17:32		**Mid-Ebb** 13:04		**Mid-Ebb** 14:39
		Start Time 15:47		Start Time 11:19		Start Time 12:54
		End Time 19:17		End Time 14:49		End Time 16:24
30-Oct	31-Oct					
	Mid-Flood 11:03					
	Start Time 09:18					
	End Time 12:48					
	Mid-Ebb 16:14					
	Start Time 14:29					
	End Time 17:59					

The schedule may be changed due to unforeseen circumstances (adverse weather, etc)

Remark: Reference was made to the tidal information at Lok On Pai of Hong Kong Observatory

HY/2012/08 - Tuen Mun - Chek Lap Kok Link
Northern Connection Sub-sea Tunnel Section
Baseline Air Quality Monitoring Schedule - October 2013

Sunday	Monday	Tuesday	Wednesday	Thursday	Friday	Saturday
		Public Holiday 01-Oct	02-Oct	03-Oct	04-Oct	05-Oct
06-Oct	07-Oct	08-Oct	09-Oct	10-Oct	11-Oct	12-Oct
13-Oct	Public Holiday 14-Oct	15-Oct	16-Oct	17-Oct	18-Oct	19-Oct
				1-hour TSP - 3 times 24-hour TSP - 1 time *Baseline AQM*	1-hour TSP - 3 times 24-hour TSP - 1 time *Baseline AQM*	1-hour TSP - 3 times 24-hour TSP - 1 time *Baseline AQM*
20-Oct	21-Oct	22-Oct	23-Oct	24-Oct	25-Oct	26-Oct
1-hour TSP - 3 times 24-hour TSP - 1 time *Baseline AQM*	1-hour TSP - 3 times 24-hour TSP - 1 time *Baseline AQM*	1-hour TSP - 3 times 24-hour TSP - 1 time *Baseline AQM*	1-hour TSP - 3 times 24-hour TSP - 1 time *Baseline AQM*	1-hour TSP - 3 times 24-hour TSP - 1 time *Baseline AQM*	1-hour TSP - 3 times 24-hour TSP - 1 time *Baseline AQM*	1-hour TSP - 3 times 24-hour TSP - 1 time *Baseline AQM*
27-Oct	28-Oct	29-Oct	30-Oct	31-Oct		
1-hour TSP - 3 times 24-hour TSP - 1 time *Baseline AQM*	1-hour TSP - 3 times 24-hour TSP - 1 time *Baseline AQM*	1-hour TSP - 3 times 24-hour TSP - 1 time *Baseline AQM*	1-hour TSP - 3 times 24-hour TSP - 1 time *Baseline AQM*	24-hour TSP - 1 time *Baseline AQM - AQMS1*		

The schedule is subject to agreement from the EPD on the monitoring times. The schedule will be revised after reviewing the progress of the construction works or due to adverse (safety, weather etc) conditions.

Annex F

Weather Conditions during Baseline Monitoring Period

ANNEX F –
WEATHER CONDITIONS DURING THE MONITORING PERIOD

I. General Information

Date	Mean Air Temperature (°C)	Mean Relative Humidity (%)	Precipitation (mm)
6 October 2011	23.3 – 27.9	70 – 85	0.1
8 October 2011	24.6 – 28.8	65 – 83	Trace
10 October 2011	24.4 – 29.0	68 – 96	5.3
12 October 2011	23.6 – 25.1	91 – 99	105.8
14 October 2011	24.3 – 27.1	79 – 98	3.8
16 October 2011	22.9 – 29.6	48 – 77	0
18 October 2011	22.7 – 27.4	61 – 83	0
19 October 2011	22.8 – 26.5	60 – 77	Trace
20 October 2011	21.7 – 27.6	60 – 81	0
21 October 2011	22.4 – 28.9	55 – 86	0
22 October 2011	23.6 – 27.9	63 – 86	0
23 October 2011	23.9 – 27.4	70 – 87	0
24 October 2011	23.1 – 28.9	62 – 88	0
25 October 2011	22.4 – 26.6	72 – 89	0.5
26 October 2011	22.0 – 25.7	69 – 91	0.1
27 October 2011	21.3 – 26.0	65 – 95	1.5
28 October 2011	22.9 – 27.1	61 – 81	Trace
29 October 2011	21.7 – 27.4	60 – 79	0
30 October 2011	22.3 – 27.0	64 – 81	Trace

ANNEX F –
WEATHER CONDITIONS DURING THE MONITORING PERIOD

I. General Information

Date	Mean Air Temperature (°C)	Mean Relative Humidity (%)	Precipitation (mm)
31 October 2011	23.0 – 27.0	59 – 78	Trace
1 November 2011	22.3 – 27.7	52 – 83	0
2 November 2011	23.3 – 28.9	55 – 84	0

* The above information was extracted from the daily weather summary by Hong Kong Observatory.

ANNEX F –
WEATHER CONDITIONS DURING THE MONITORING PERIOD

II. Mean Wind Speed and Wind Direction

Date	Time	Wind Speed m/s	Direction
18-Oct-2011	8:00	1.1	ESE
18-Oct-2011	9:00	1.3	SSE
18-Oct-2011	10:00	1.3	NE
18-Oct-2011	11:00	1.4	SE
18-Oct-2011	12:00	1.8	ESE
18-Oct-2011	13:00	2.0	SE
18-Oct-2011	14:00	2.1	ESE
18-Oct-2011	15:00	2.2	ESE
18-Oct-2011	16:00	2.0	SE
18-Oct-2011	17:00	2.0	ESE
18-Oct-2011	18:00	1.7	SSE
18-Oct-2011	19:00	1.7	ENE
18-Oct-2011	20:00	1.6	SE
18-Oct-2011	21:00	1.3	N
18-Oct-2011	22:00	1.6	SSE
18-Oct-2011	23:00	1.6	WSW
19-Oct-2011	0:00	1.6	ENE
19-Oct-2011	1:00	1	E
19-Oct-2011	2:00	1	ESE
19-Oct-2011	3:00	1	ESE
19-Oct-2011	4:00	1	ESE
19-Oct-2011	5:00	1.1	ESE
19-Oct-2011	6:00	1.0	ESE
19-Oct-2011	7:00	0.8	ESE
19-Oct-2011	8:00	1.0	SE
19-Oct-2011	9:00	1.3	SSE
19-Oct-2011	10:00	1.6	SSE
19-Oct-2011	11:00	1.8	NE
19-Oct-2011	12:00	2.2	ENE
19-Oct-2011	13:00	2.0	ENE
19-Oct-2011	14:00	2.2	ENE
19-Oct-2011	15:00	2.1	SSE
19-Oct-2011	16:00	1.9	SSE
19-Oct-2011	17:00	1.9	NE
19-Oct-2011	18:00	1.8	N

II. Mean Wind Speed and Wind Direction

19-Oct-2011	19:00	1.4	SSE
19-Oct-2011	20:00	1	SE
19-Oct-2011	21:00	2	SSE
19-Oct-2011	22:00	2	ESE
19-Oct-2011	23:00	1.4	SE
20-Oct-2011	0:00	1.6	S
20-Oct-2011	1:00	1.7	SSE
20-Oct-2011	2:00	1.3	SSE
20-Oct-2011	3:00	1.2	E
20-Oct-2011	4:00	1	SSE
20-Oct-2011	5:00	1.3	SSE
20-Oct-2011	6:00	1.1	SE
20-Oct-2011	7:00	1.1	E
20-Oct-2011	8:00	1.2	SSE
20-Oct-2011	9:00	1.6	SE
20-Oct-2011	10:00	1.8	ENE
20-Oct-2011	11:00	1.5	ENE
20-Oct-2011	12:00	1.7	NE
20-Oct-2011	13:00	1.8	ESE
20-Oct-2011	14:00	2.0	ESE
20-Oct-2011	15:00	2.0	ESE
20-Oct-2011	16:00	1.9	SSE
20-Oct-2011	17:00	2.0	ESE
20-Oct-2011	18:00	1.8	SE
20-Oct-2011	19:00	1.5	SE
20-Oct-2011	20:00	1.6	SE
20-Oct-2011	21:00	1.8	S
20-Oct-2011	22:00	1.7	ESE
20-Oct-2011	23:00	1.8	SE
21-Oct-2011	0:00	2.6	SE
21-Oct-2011	1:00	2.9	ESE
21-Oct-2011	2:00	2.7	ESE
21-Oct-2011	3:00	2.7	SE
21-Oct-2011	4:00	2.5	SSE
21-Oct-2011	5:00	2.5	SSE
21-Oct-2011	6:00	2.6	SSE

II. Mean Wind Speed and Wind Direction

21-Oct-2011	7:00	2.2	ESE
21-Oct-2011	8:00	2.8	WNW
21-Oct-2011	9:00	3.0	WNW
21-Oct-2011	10:00	2.8	WNW
21-Oct-2011	11:00	3.2	WNW
21-Oct-2011	12:00	3.3	SW
21-Oct-2011	13:00	3.3	WSW
21-Oct-2011	14:00	3.0	W
21-Oct-2011	15:00	3.1	W
21-Oct-2011	16:00	2.9	WNW
21-Oct-2011	17:00	2.7	SSW
21-Oct-2011	18:00	2.1	WNW
21-Oct-2011	19:00	1.9	WSW
21-Oct-2011	20:00	2.0	SSE
21-Oct-2011	21:00	1.8	SSW
21-Oct-2011	22:00	2.1	NE
21-Oct-2011	23:00	2.0	E
22-Oct-2011	0:00	1.8	SE
22-Oct-2011	1:00	2.1	SSE
22-Oct-2011	2:00	2.3	ENE
22-Oct-2011	3:00	2.4	SE
22-Oct-2011	4:00	2.4	WNW
22-Oct-2011	5:00	2.3	SW
22-Oct-2011	6:00	1.9	S
22-Oct-2011	7:00	1.9	W
22-Oct-2011	8:00	2.3	SW
22-Oct-2011	9:00	2.7	ESE
22-Oct-2011	10:00	3.0	WNW
22-Oct-2011	11:00	2.6	SE
22-Oct-2011	12:00	3.2	S
22-Oct-2011	13:00	3.5	ENE
22-Oct-2011	14:00	3.1	SE
22-Oct-2011	15:00	3.0	ENE
22-Oct-2011	16:00	3.0	ENE
22-Oct-2011	17:00	2.7	SE
22-Oct-2011	18:00	2.1	SE

II. Mean Wind Speed and Wind Direction

22-Oct-2011	19:00	1.7	E
22-Oct-2011	20:00	1.8	NE
22-Oct-2011	21:00	1.7	E
22-Oct-2011	22:00	1.8	NNW
22-Oct-2011	23:00	1.7	E
23-Oct-2011	0:00	2.3	E
23-Oct-2011	1:00	2.2	E
23-Oct-2011	2:00	2.0	ESE
23-Oct-2011	3:00	2.0	SE
23-Oct-2011	4:00	2.2	SE
23-Oct-2011	5:00	2.1	SSE
23-Oct-2011	6:00	2.2	SSW
23-Oct-2011	7:00	2.0	SE
23-Oct-2011	8:00	1.9	ESE
23-Oct-2011	9:00	2.3	SSE
23-Oct-2011	10:00	2.3	SSE
23-Oct-2011	11:00	2.7	SE
23-Oct-2011	12:00	2.3	S
23-Oct-2011	13:00	2.6	SE
23-Oct-2011	14:00	2.4	SSE
23-Oct-2011	15:00	2.3	NE
23-Oct-2011	16:00	2.3	ESE
23-Oct-2011	17:00	2.4	ESE
23-Oct-2011	18:00	2.2	SW
23-Oct-2011	19:00	1.9	N
23-Oct-2011	20:00	2.0	W
23-Oct-2011	21:00	1.5	SW
23-Oct-2011	22:00	1.2	ENE
23-Oct-2011	23:00	1.3	SW
24-Oct-2011	0:00	1.5	WNW
24-Oct-2011	1:00	1.4	SW
24-Oct-2011	2:00	1.2	SSW
24-Oct-2011	3:00	1.2	E
24-Oct-2011	4:00	1.3	SSW
24-Oct-2011	5:00	1.5	WSW
24-Oct-2011	6:00	1.3	N

II. Mean Wind Speed and Wind Direction

24-Oct-2011	7:00	1.1	NE
24-Oct-2011	8:00	1.3	N
24-Oct-2011	9:00	1.7	ENE
24-Oct-2011	10:00	2.2	NNE
24-Oct-2011	11:00	2.1	NNE
24-Oct-2011	12:00	2.8	NNE
24-Oct-2011	13:00	2.6	N
24-Oct-2011	14:00	2.5	NNE
24-Oct-2011	15:00	2.4	W
24-Oct-2011	16:00	2.4	SW
24-Oct-2011	17:00	2.3	W
24-Oct-2011	18:00	1.9	WSW
24-Oct-2011	19:00	1.5	S
24-Oct-2011	20:00	1.2	NNE
24-Oct-2011	21:00	1.5	NNE
24-Oct-2011	22:00	1.4	NNE
24-Oct-2011	23:00	1.5	NE
25-Oct-2011	0:00	1.0	ENE
25-Oct-2011	1:00	0.9	SSE
25-Oct-2011	2:00	0.8	NNE
25-Oct-2011	3:00	0.8	NE
25-Oct-2011	4:00	0.6	ENE
25-Oct-2011	5:00	0.6	NNE
25-Oct-2011	6:00	1.0	SE
25-Oct-2011	7:00	1.3	SSE
25-Oct-2011	8:00	1.3	SSE
25-Oct-2011	9:00	1.5	ESE
25-Oct-2011	10:00	1.8	SE
25-Oct-2011	11:00	2.0	SE
25-Oct-2011	12:00	2.2	SE
25-Oct-2011	13:00	2.3	SSE
25-Oct-2011	14:00	2.4	ESE
25-Oct-2011	15:00	2.5	ESE
25-Oct-2011	16:00	2.0	ESE
25-Oct-2011	17:00	1.9	ESE
25-Oct-2011	18:00	1.6	SSE

II. Mean Wind Speed and Wind Direction

25-Oct-2011	19:00	1.4	ESE
25-Oct-2011	20:00	1.3	ENE
25-Oct-2011	21:00	1.6	E
25-Oct-2011	22:00	1.4	NNE
25-Oct-2011	23:00	1.4	NNE
26-Oct-2011	0:00	1.1	SE
26-Oct-2011	1:00	1.0	SSE
26-Oct-2011	2:00	1.1	ESE
26-Oct-2011	3:00	1.1	ESE
26-Oct-2011	4:00	1.1	SE
26-Oct-2011	5:00	1.0	ESE
26-Oct-2011	6:00	1.0	SSE
26-Oct-2011	7:00	1.4	SSE
26-Oct-2011	8:00	1.4	SSE
26-Oct-2011	9:00	1.9	SSE
26-Oct-2011	10:00	2.3	ESE
26-Oct-2011	11:00	2.4	E
26-Oct-2011	12:00	2.2	ESE
26-Oct-2011	13:00	2.3	SSE
26-Oct-2011	14:00	1.9	WNW
26-Oct-2011	15:00	2.3	E
26-Oct-2011	16:00	2.3	ENE
26-Oct-2011	17:00	1.9	NE
26-Oct-2011	18:00	1.7	NE
26-Oct-2011	19:00	1.6	NNE
26-Oct-2011	20:00	1.4	WNW
26-Oct-2011	21:00	1.3	NNE
26-Oct-2011	22:00	1.4	ENE
26-Oct-2011	23:00	1.2	WSW
27-Oct-2011	0:00	1.1	WSW
27-Oct-2011	1:00	0.9	SW
27-Oct-2011	2:00	0.9	SSW
27-Oct-2011	3:00	0.9	NNW
27-Oct-2011	4:00	0.9	SSW
27-Oct-2011	5:00	0.8	WNW
27-Oct-2011	6:00	0.9	NNE

II. Mean Wind Speed and Wind Direction

27-Oct-2011	7:00	1.0	E
27-Oct-2011	8:00	1.2	E
27-Oct-2011	9:00	1.6	ENE
27-Oct-2011	10:00	1.7	E
27-Oct-2011	11:00	2.0	NE
27-Oct-2011	12:00	2.1	NE
27-Oct-2011	13:00	2.3	ENE
27-Oct-2011	14:00	2.5	NE
27-Oct-2011	15:00	2.1	NE
27-Oct-2011	16:00	2.1	E
27-Oct-2011	17:00	2.2	E
27-Oct-2011	18:00	1.8	E
27-Oct-2011	19:00	1.6	E
27-Oct-2011	20:00	1.7	ENE
27-Oct-2011	21:00	1.2	ENE
27-Oct-2011	22:00	1.7	ENE
27-Oct-2011	23:00	1.4	ESE
28-Oct-2011	0:00	1.7	NE
28-Oct-2011	1:00	1.7	ESE
28-Oct-2011	2:00	1.6	ENE
28-Oct-2011	3:00	1.4	ENE
28-Oct-2011	4:00	1.2	NNE
28-Oct-2011	5:00	1.2	NE
28-Oct-2011	6:00	1.3	ENE
28-Oct-2011	7:00	1.3	SSE
28-Oct-2011	8:00	1.4	NNE
28-Oct-2011	9:00	2.0	ESE
28-Oct-2011	10:00	1.9	SSE
28-Oct-2011	11:00	2.0	ENE
28-Oct-2011	12:00	2.1	SE
28-Oct-2011	13:00	2.4	SE
28-Oct-2011	14:00	2.5	SW
28-Oct-2011	15:00	2.2	ESE
28-Oct-2011	16:00	2.1	S
28-Oct-2011	17:00	2.2	E
28-Oct-2011	18:00	1.7	NE

II. Mean Wind Speed and Wind Direction

28-Oct-2011	19:00	1.6	NNW
28-Oct-2011	20:00	1.4	NW
28-Oct-2011	21:00	1.4	NNW
28-Oct-2011	22:00	1.4	SE
28-Oct-2011	23:00	1.7	NNE
29-Oct-2011	0:00	1.6	N
29-Oct-2011	1:00	1.5	SE
29-Oct-2011	2:00	1.7	S
29-Oct-2011	3:00	1.8	ESE
29-Oct-2011	4:00	1.9	ESE
29-Oct-2011	5:00	1.8	SE
29-Oct-2011	6:00	1.9	S
29-Oct-2011	7:00	1.8	SE
29-Oct-2011	8:00	2.0	NW
29-Oct-2011	9:00	2.1	NE
29-Oct-2011	10:00	2.4	ENE
29-Oct-2011	11:00	2.7	NE
29-Oct-2011	12:00	3.1	NE
29-Oct-2011	13:00	2.9	N
29-Oct-2011	14:00	2.8	NE
29-Oct-2011	15:00	3.1	NE
29-Oct-2011	16:00	2.9	NE
29-Oct-2011	17:00	2.7	N
29-Oct-2011	18:00	2.6	NE
29-Oct-2011	19:00	2.1	NE
29-Oct-2011	20:00	1.9	ENE
29-Oct-2011	21:00	1.7	NE
29-Oct-2011	22:00	1.8	N
29-Oct-2011	23:00	2.1	NNE
30-Oct-2011	0:00	1.6	ENE
30-Oct-2011	1:00	1.7	NNE
30-Oct-2011	2:00	1.7	NNE
30-Oct-2011	3:00	1.7	NNE
30-Oct-2011	4:00	1.5	E
30-Oct-2011	5:00	1.5	W
30-Oct-2011	6:00	1.5	ENE

II. Mean Wind Speed and Wind Direction

30-Oct-2011	7:00	1.5	NE
30-Oct-2011	8:00	1.8	W
30-Oct-2011	9:00	2.5	NE
30-Oct-2011	10:00	2.5	NE
30-Oct-2011	11:00	2.9	NE
30-Oct-2011	12:00	2.9	W
30-Oct-2011	13:00	2.5	NE
30-Oct-2011	14:00	2.1	NE
30-Oct-2011	15:00	2.2	S
30-Oct-2011	16:00	2.2	SE
30-Oct-2011	17:00	2.0	ESE
30-Oct-2011	18:00	1.8	E
30-Oct-2011	19:00	1.7	E
30-Oct-2011	20:00	1.3	NNW
30-Oct-2011	21:00	1	NNW
30-Oct-2011	22:00	1.0	NNW
30-Oct-2011	23:00	1.1	SSE
31-Oct-2011	0:00	1.0	NNW
31-Oct-2011	1:00	1	E
31-Oct-2011	2:00	1.2	SE
31-Oct-2011	3:00	1	SSE
31-Oct-2011	4:00	1.0	SE
31-Oct-2011	5:00	1	SSE
31-Oct-2011	6:00	1	SSE
31-Oct-2011	7:00	1	SSE
31-Oct-2011	8:00	0.9	ENE
31-Oct-2011	9:00	1.5	ENE
31-Oct-2011	10:00	2.0	NE
31-Oct-2011	11:00	2.3	NE
31-Oct-2011	12:00	2.3	NNE
31-Oct-2011	13:00	2.4	ENE
31-Oct-2011	14:00	2.3	ENE
31-Oct-2011	15:00	2.4	E
31-Oct-2011	16:00	2.5	E
31-Oct-2011	17:00	2.4	ENE
31-Oct-2011	18:00	2.1	NE

II. Mean Wind Speed and Wind Direction

31-Oct-2011	19:00	1.7	SSW
31-Oct-2011	20:00	2	N
31-Oct-2011	21:00	1	W
31-Oct-2011	22:00	1	W
31-Oct-2011	23:00	1	WSW
1-Nov-2011	0:00	1	N
1-Nov-2011	1:00	1	E
1-Nov-2011	2:00	1	S
1-Nov-2011	3:00	1.2	WSW
1-Nov-2011	4:00	1.2	WSW
1-Nov-2011	5:00	1.1	NE
1-Nov-2011	6:00	1.0	SSW
1-Nov-2011	7:00	1.1	SW
1-Nov-2011	8:00	1.5	SW
1-Nov-2011	9:00	1.7	E
1-Nov-2011	10:00	1.8	N
1-Nov-2011	11:00	2.1	NE
1-Nov-2011	12:00	2.2	N
1-Nov-2011	13:00	2.4	N
1-Nov-2011	14:00	2.1	ENE
1-Nov-2011	15:00	2.3	NNE
1-Nov-2011	16:00	1.9	N
1-Nov-2011	17:00	1.8	N
1-Nov-2011	18:00	1.6	ENE
1-Nov-2011	19:00	1.2	ENE
1-Nov-2011	20:00	1.3	E
1-Nov-2011	21:00	1.4	ENE
1-Nov-2011	22:00	1.4	ENE
1-Nov-2011	23:00	1.2	E
2-Nov-2011	0:00	1.7	NE
2-Nov-2011	1:00	1.7	NNE
2-Nov-2011	2:00	1.9	ESE
2-Nov-2011	3:00	1.7	N
2-Nov-2011	4:00	1.7	NE
2-Nov-2011	5:00	1.7	NNE
2-Nov-2011	6:00	1.4	SE

II. Mean Wind Speed and Wind Direction

2-Nov-2011	7:00	1.4	NE
2-Nov-2011	8:00	1.6	NNE
2-Nov-2011	9:00	2.2	E
2-Nov-2011	10:00	2.3	ENE
2-Nov-2011	11:00	2.4	ENE
2-Nov-2011	12:00	2.5	NNE
2-Nov-2011	13:00	2.6	ESE
2-Nov-2011	14:00	2.5	SW
2-Nov-2011	15:00	2.6	WSW
2-Nov-2011	16:00	2.6	N
2-Nov-2011	17:00	2.1	SW
2-Nov-2011	18:00	1.5	ENE
2-Nov-2011	19:00	1.4	NE
2-Nov-2011	20:00	1.4	ENE
2-Nov-2011	21:00	1.7	NNE
2-Nov-2011	22:00	1.4	ENE
2-Nov-2011	23:00	1.2	S